

3rd Quarter 2023 Periodic Report
EMPRESAS PÚBLICAS DE MEDELLÍN E.S.P.
Medellín – Antioquia
Carrera 58 No. 42 – 125

3rd Quarter 2023 Periodic Report
EMPRESAS PÚBLICAS DE MEDELLÍN E.S.P.
Medellín – Antioquia
Carrera 58 No. 42 – 125

Brief description of current security issuances:

EPM bonds outstanding in the local capital market

- a) Type of security: Public debt bonds
- b) Trading system: Colombian Securities Exchange /DECEVAL
- c) Securities exchange on which the securities are listed, if applicable: Colombian Securities Exchange /DECEVAL
- d) Issuance amount: Amount outstanding as of September 30, 2023: COP 1,676,200,000,000
- e) Amount placed: Total amount awarded as of September 30, 2023: COP 2,997,280,000,000
- f) Balance pending placement, if applicable: The currently authorized amount of the Global Limit of the Bond Issuance and Placement Program is: COP 4,500,000,000,000, which implies that the balance pending placement is COP 1,502,720,000,000

EPM bonds outstanding in international capital markets

- a) Type of security: "Senior Notes" (Bonds)
- b) Trading system: Depository Trust Company (DTC/) Euroclear/Clearstream
- c) Securities exchange on which the securities are listed, if applicable: Luxembourg Stock Exchange
- d) Issuance amount: Amount outstanding as of September 30, 2023: COP 5,131,264,000,000, or USD 575,000,000
- e) Amount placed: Not applicable
- f) Balance pending placement, if applicable: Not applicable

Contents

Glossary	4
Contents of the Periodic Quarterly Report Group A Issuer	6
1. Part One: Financial Position	6
1.1. Quarterly Financial Statements	6
1.1.1. Any material changes in the issuer's financial statements.	6
1.1.2. Chapter devoted to Management's comments and analysis of the operating results and financial position of the issuer, in connection with the results reported in the quarterly financial statements:	6
1.1.3. A chapter devoted to a quantitative and/or qualitative analysis of market risks to which the issuer is exposed as a result of its investments and activities that are sensitive to market fluctuations, as long as such risk is material for the reported quarter.	10
2. Part Two – Additional Information	10
2.1. A chapter devoted to describing any material changes in the risks to which the issuer is exposed, other than market risks, and the mechanisms implemented to mitigate them. The issuer shall disclose an analysis of the following aspects:	10
(i) Material changes in the level of exposure to a risk identified in the quarter compared to the latest periodic quarterly report, if any.....	10
(ii) A description of the new risks identified in the quarter, as well as the procedures used to assess and measure the level of exposure to such risks, and the mechanisms implemented by Senior Management to manage, monitor and mitigate such risks.	10
(iii) Practices, processes, policies and indicators related to corporate governance criteria. Including any material changes in the information reported in the chapter on "Analysis of Corporate Governance" in the latest end-of-year periodic report.	11
3. Part Three – Annexes	11

Glossary

Associate: Entity over which EPM has significant influence on decisions of financial and operating policies but does not hold control or joint control.

Cash surpluses distributed to the Company's owner (Transfers): The Company recognizes a liability to make cash distributions to the owner when such distribution has been authorized and is no longer discretionary for the Company. The corresponding amount is recognized directly against net equity.

COMFIS: Municipal Fiscal Policy Council, a collegiate body that directs economic and social policy and acts as coordinator of the public administration's budget system.

CRA: The Drinking Water and Basic Sanitation Regulatory Commission (CRA, for the Spanish original) is a national government entity created by means of Article 69 of Law 142/1994 as a Special Administrative Unit with administrative, technical and equity independence, governed by the Political Constitution and by law, not incorporated as a legal entity, and that reports to the Ministry of Housing, City and Territory. By means of Decree 1524/1994 functions were delegated to it in connection with defining general policies on the administration and control of efficiency of the residential public utilities that are assigned to the President of the Republic by Article 370 of the Political Constitution.

CREG: Energy and Gas Regulatory Commission (CREG, for the Spanish original): The mission of CREG is to regulate electric power and combustible gas public utilities in a technical, independent, and transparent manner, promoting the development of these sectors.

CU: Unit Cost of Service Provision.

Investment impairment: A change in the fair value of an investment. The Company periodically reviews the existence of any indications of impairment in value, and, if necessary, recognizes impairment losses on its investments in a subsidiary, associate or joint venture. Impairment losses are recognized through the current period's profit or loss and are calculated as the difference between the carrying value of the subsidiary, associate or joint venture, and its recoverable value, defined as whichever is greatest between its value in use and its fair value less the costs of selling.

Joint venture: An agreement in which EPM has joint control, under which the Company has rights over the net assets of the agreement, rather than rights over its assets and obligations for its liabilities.

Operating segment: A component of the Company that performs business activities from which it may obtain revenues from ordinary activities and incur in expenses, including revenues and expenses from transactions with other Company segments, and whose operating results are regularly reviewed, and on which separate financial information is available.


***Note:** In 2021, the Board of Directors approved changing the names of the businesses, including a Commercialization component (does not apply to the Transmission business); however, this change has not yet been implemented in the Company's financial model.

Reportable segment: An operating segment or a group of two or more operating segments that may be aggregated in accordance with aggregation criteria, which exceeds the quantitative thresholds, or which Management has decided to report separately in the information by segments because it considers that providing separate information for the segment may be useful for the users of the consolidated financial statements to understand the Company's businesses.

Subsidiary: An entity controlled by EPM. Control exists when EPM controls the relevant activities of the subsidiary and is exposed, or has rights, to the variable income from the subsidiary and it has the capacity to influence such income.

Sustainable credit: Sustainable financing is an organization's capacity to obtain funding for its activities, on the basis not only of financial criteria, but also of environmental, social and corporate governance criteria.

XM: Operator of the National Interconnected System (NIS) and manager of the Wholesale Energy Market (WEM), to which effect we perform the functions of the National Dispatch Center (CND, for the Spanish original), Commercial Exchange System Administrator (ASIC, for the Spanish original) and Account Settler of Charges (LAC, for the Spanish original) for the use of the networks of the National Interconnected System. XM also manages the short-term International Energy Transactions (TIE, for the Spanish original) with Ecuador.



Contents of the Periodic Quarterly Report Group A Issuer

1. Part One: Financial Position

1.1. Quarterly Financial Statements

The separate or consolidated quarterly financial statements, as applicable. Such information must comply with applicable requirements on preparation, presentation and disclosure.

1.1.1. Any material changes in the issuer's financial statements.

In the period from June 2023 to September 2023, no material changes took place that would produce a substantial effect in the financial results. The financial results are within a range that is considered acceptable, and EPM continues to monitor internal and external risk factors that could have negative impacts on its results.

1.1.2. Chapter devoted to Management's comments and analysis of the operating results and financial position of the issuer, in connection with the results reported in the quarterly financial statements:

- (i) Material changes in the financial position of the issuer compared to the same period reported the previous year.
- (ii) Material changes in the operating results of the issuer compared to the same period reported the previous year.

Relevant Events:

- The Board of Directors of EPM, in an extraordinary meeting held on September 27, 2023, approved the capitalization of the subsidiary CaribeMar de la Costa SAS ESP - Afinia - for up to COP 350 thousand million.
- On October 12, EPM and Millicom reached an agreement for the joint capitalization of UNE EPM Telecomunicaciones for COP 600 thousand million, which was formalized at this company's board meeting on October 18. The agreement allows strengthening the company financially and gives it the ability to execute its business plan, while providing EPM with some additional safeguards to protect the public property. Although this fact goes beyond the analysis period of this report, it is the result of a series of negotiations that occurred during the quarter and generated official communications.
- ENSA, a subsidiary of the EPM Group (Elektra Noreste S.A.), an energy distribution company in northeastern Panama, signed a USD 100 million loan with the IDB Group. It is an A/B structured loan in which IDB Invest participates in tranche A and Scotiabank Panama funds tranche B, with a participation of USD 50 million each, for a two-year term. This loan transaction will be used to support the investment plan for modernizing and expanding the power networks in ENSA's concession area. It was signed within the framework of PPP Americas, a biannual event for discussing Public-Private Partnerships.
- The EPM Group's infrastructure investments at the end of September 2023 amounted to COP 3.3 billion, of which EPM represents 57% corresponding to COP 1.9 billion.
- At the end of the third quarter of the year, the EPM Group has received COP 3.4 billion in disbursements, broken down as follows: EPM COP 1.3 billion, international subsidiaries COP 1.7 billion and domestic subsidiaries COP 425 thousand million.

- At the end of September 2023, EPM had delivered transfers to the District of Medellín for COP 1.4 billion of the COP 1.7 billion expected before the end of this year.
- Non-controlled companies and subsidiaries have paid dividends of COP 274 thousand million as of September, which represents 48% of the total dividends declared for the year.

EPM's Financial Results as of September 2023

Figures in Billions of Colombian Pesos

EPM's financial results maintain a positive performance and are in line with the estimates made for the end of the third quarter of 2023. Income in September amounted to COP 11.5 billion, 17% higher than in 2022. Operating income was COP 4.1 billion, with a positive variation of 15% and a margin of 35%. EBITDA totaled COP 4.8 billion, for a positive variation of 15% and a 42% margin. Net income for the period was COP 3.3 billion, with a 15% variation and a net margin of 29%.

EPM's Financial Results as of September 2023 - Changes Compared to Q3-2022 -

Results	EPM Group	Change	EPM Parent Company	Change
Revenues	COP 27.5	+ 16%	COP 11.5	+ 17%
Operating profit	COP 6.4	+ 8%	COP 4.1	+ 15%
Operating margin	23%	- 2%	35%	- 1%
EBITDA	COP 7.9	+ 9%	COP 4.8	+ 15%
EBITDA margin	29%	- 2%	42%	- 1%
Net income	COP 3.4	+ 11%	COP 3.3	+ 15%
Net margin	12%	- 1%	29%	- 1%

The increase in income by COP 1.7 billion is explained by higher energy sales in the stock market and long-term, new user linkages in the water and wastewater supply businesses. Income from exports to Ecuador stand out in the Transmission business and, in general, there has been an increase in fees derived from the behavior of macroeconomic variables.

EBITDA compared to the previous year shows an increase of COP 641 thousand million as a result of higher income and an increase in costs and expenses by COP 1.0 billion. The latter is mainly explained by higher energy purchases in long-term contracts and higher energy purchases in the stock exchange in the Distribution business, as well as personal services due to salary increases and temporary vacancies hired and general expenses related to insurance, intangible assets, fees, and other general expenses.

EPM's profit was COP 3.3 billion, 15% higher than the same period the previous year. This includes subsidiaries' results through the equity method, which reached COP 1.4 billion, 10% higher than the same quarter of the previous year. Subsidiaries contributed 41% to the parent company's profit.

Assets amounted to COP 60 billion, with a 2% increase with respect to December of the previous year. Liabilities were COP 31 billion, with a 2% increase, and equity was COP 29 billion, with a 1% increase.

EPM's Financial Results as of September 2023
Financial Position of EPM Group and EPM Parent Company
-Changes Compared to December 2022-

Results	EPM Group	Change	EPM Parent Company	Change
Total assets	COP 74.7	- 1%	COP 60.4	+ 2%
Liabilities	COP 43.4	- 3%	COP 30.9	+ 2%
Equity	COP 31.3	+ 1%	COP 29.5	+ 1%

In EPM, assets increased by COP 894 thousand million, mainly explained by the increase in property, plant and equipment, specifically in constructions in progress. Liabilities increased by COP 654 thousand million, mainly due to the increase in other financial liabilities and the increase in swaps due to the 15.73% revaluation in 2023, increasing the obligation in the fair value and the devaluation of the right. The total balance of credits and loans decreased by COP 772 thousand million, explained by decreases in exchange differences, interest payments, and amortization payments (IDB, AFD, JBIC, CAF, Findeter, BBVA, BNDES, Agrario). The increase in equity of COP 240 thousand million was explained by the combined effect of the total comprehensive income for the period and the accrual of the ordinary and extraordinary financial surpluses decreed to the District of Medellín.

EPM Group Q3-2023 Financial Results

As of September 2023, the EPM Group achieved a total income of COP 27.5 billion compared to the same period of the previous year, which was 16% higher. Operating profit totaled COP 6.4 billion, an 8% increase compared to the previous year, with a 23% margin. EBITDA stood at COP 7.9 billion, up 9%, with a margin of 29%. Net income for the period before minority interests was COP 3.4, equal to an increase of 11%, with a margin of 12%.

EPM Group Results by Location

The percentage of EPM's results excludes the results of subsidiaries through the equity method. The percentages do not include the Other segment and deletions.

Of the EPM Group's EBITDA of COP 7.9 billion, the Energy Distribution segment contributed 43% with COP 3.4 billion, with a 7% decrease due to the fact that income grew in a lower proportion to costs and expenses even though it sold more energy at a higher unit cost and had an increase in users, as well as an increase in other income, such as financing services, infrastructure leasing and public lighting. Costs grew 5% above income due to a higher cost of energy caused by the El Niño phenomenon and the increase in portfolio deterioration.

Power Generation accounted for 33% of the Group's EBITDA, with COP 2.6 billion. Its growth was 30%, explained by the increase in the average sales price on the stock exchange, which was 154% higher than in the same period of the previous year.

In the third quarter of the year, the EPM Group's total energy generation was 13,857 gigawatt-hours (GWh), 7% lower than in the same quarter of the previous year. The Ituango Power Plant generated 2,576 GWh, contributing 19% of the Group's generation. In September, the flows of both EPM's rivers and the National Interconnected System (NIS) were below the historical average, 55% for EPM and 56% for the NIS.

The segments associated with Water: Water Provision, Wastewater Management and Solid Waste Management, jointly contributed 18% of the Group's EBITDA and grew 18%, maintaining the behavior of

increased consumption and tariff indexation, in accordance with current regulations. The subsidiaries TICSА and ADASA stood out for their increased construction services provided to third parties associated with related services.

The total costs and expenses of the EPM Group were COP 21.1 billion, growing 19%, mainly explained in the Distribution segment by the commercial operating costs due to energy purchases at a higher price derived from the behavior of stock market prices caused by the El Niño phenomenon and the effect of macroeconomic variables, as well as a greater portfolio deterioration.

The EPM Group's net result of COP 3.4 billion presented a growth of 11% compared to the same period the previous year, since the slower growth of income versus costs and expenses was mitigated by a net income from accumulated exchange differences of COP 131 thousand million as a result of the revaluations of the Colombian and Mexican currencies, at 15.7% and 10.07%, respectively.

Statement of Financial Position of the EPM Group

Assets: A decrease of COP 912 thousand million, explained by lower cash and cash equivalents of COP 1,110 thousand million due to surpluses and debt service payments and a decrease in other financial assets.

Liabilities: Decrease of COP 1,214 thousand million explained by lower credits and loans of COP 2,246 thousand million due to higher capital amortizations and the effect of exchange rate differences.

Equity: An increase of COP 301 thousand million, mainly due to the total comprehensive income in the period, offset by the surpluses to the Municipality of Medellín amounting to COP 1,670 thousand million.

Investments in infrastructure: During the three quarters of the year, the business group's investments amounted to COP 3.3 billion, associated with equipment replacement, expansion and modernization of water, energy and gas networks, maintenance, modernization and replacement of infrastructure, with the aim of increasing the coverage of services, maintaining and improving their continuity and quality. 49% of the investments correspond to the Distribution segment, 29% to Generation, 20% to segments associated with the Water business, and the remaining 2% to other projects.

Value Generation for Stakeholders

As of September 2023, the Group generated added value of COP 12.6 billion, an 11% increase compared to the previous year, which represents greater benefits for its stakeholders.

The following are the most important components of this item: EPM Group personnel (salaries and benefits) and providers of goods and services (works and contract performance) received 15% each; the State, communities and the environment jointly received 15% (taxes, contributions, duties and environmental costs); financial providers received 12%, and the District of Medellín received 11% (high-impact programs for the people of Medellín and the development of the capital of Antioquia).

Financial Indicators

Debt/EBITDA ratio: At the EPM Group, this indicator closed at 2.68, compared to 2.87 for the same period the previous year. At the EPM Parent Company, it stood at 3.4, compared to 3.7 at the same date last year.

Financial indebtedness: It was 39% for the EPM Group, a 3% decrease from the same period the previous year. Moreover, for the EPM Parent Company, it stood at 39%, marking a 2% decrease due to higher capital amortizations throughout the year.

1.1.3. A chapter devoted to a quantitative and/or qualitative analysis of market risks to which the issuer is exposed as a result of its investments and activities that are sensitive to market fluctuations, as long as such risk is material for the reported quarter.

There is no evidence of material changes derived from exposure to market factors that affect the activities and investments of EPM. EPM and other Group companies continue to monitor the variables that could have the greatest impact on results.

2. Part Two – Additional Information

2.1. A chapter devoted to describing any material changes in the risks to which the issuer is exposed, other than market risks, and the mechanisms implemented to mitigate them. The issuer shall disclose an analysis of the following aspects:

- (i) Material changes in the level of exposure to a risk identified in the quarter compared to the latest periodic quarterly report, if any.
- (ii) A description of the new risks identified in the quarter, as well as the procedures used to assess and measure the level of exposure to such risks, and the mechanisms implemented by Senior Management to manage, monitor and mitigate such risks.

Regarding information on the relevant risks of the operating companies of the EPM Group and the defined treatment plans for each, Article 5.2.4.3.5 of Decree 151 establishes the form and timing for the disclosure of relevant information through the website of the Financial Superintendence of Colombia. It is important to mention that the required information is confidential because it is strategic for the Organization, and its publication on the website could generate risks for EPM and its subsidiaries. Consequently, such information is not included in the report's disclosures, for the reasons indicated below:

Public confidential information is defined as information that is in the power or custody of an obligated party, acting in such capacity, and that belongs to an individual's or legal entity's own, particular, private or semi-private domain. Consequently, access to such information may be denied, and exceptions may be made in the event of legitimate and necessary circumstances and the particular or private rights defined in Article 18 of Law 1712/2014.

Such information was included in the "index of Classified and Reserved Information" prepared and published by EPM and its subsidiaries as classified, as follows: "Risk Assessment and Risk Matrix of EPM Group, EPM and its businesses. Detailed information on the possible adverse events to which EPM Group, EPM and its businesses are exposed, including their characterization (causes, effects, controls), considerations for their assessment, and final ratings. As well as the risk matrix and index."

The confidentiality of the above information is based on Article 18, subsection c) of Law 1712/2014, which is aligned with Article 260 of Decision 486 of the Andean Community of Nations. Additionally, pursuant to Article 24, section 6 of Law 1755/2015, such classified information shall remain confidential for an indefinite term.

In view of the above, the disclosure of the information contained in the risks assessments outside the business management environment would put the Company and its businesses in a vulnerable position, to the extent that it is information that the Company prepares and requires for the adequate performance of the functions and services it provides in the same conditions as private parties involved in the residential public utilities market, i.e., it is information that is necessary for its performance in conditions that are comparable to those performed by private parties in the market in which they compete in equal conditions.

The risk assessments and matrices reflect the vulnerabilities of the Group, EPM or its businesses, given that they identify the adverse events that put at risk the objectives and sustainability of the Group, EPM or its businesses and the manner in which they are mitigated, which implies that their disclosure affects EPM's right to free economic competition.

(iii) Practices, processes, policies and indicators related to corporate governance criteria. Including any material changes in the information reported in the chapter on "Analysis of Corporate Governance" in the latest end-of-year periodic report.

- The Board of Directors of EPM, in its meeting held on August 2, 2023, approved the appointment of Santiago Ochoa Posada, under the figure of secondment, to the position of Executive Vice President of Business Management. Santiago Ochoa Posada is a Civil Engineer from Universidad Nacional de Colombia, Specialist in Quality Management Systems - ISO 9000, and has 28 years of work experience in EPM.
- On August 2, EPM's Board of Directors approved the modification of the Corporate Governance Code, incorporating a section that includes Diversity, Gender Equity and Inclusion as criteria for forming said body.
- The Board of Directors of EPM, in a meeting held on September 6, approved the modification of section 10 of the Corporate Governance Code, updating the content of section 10.2 General Meeting of Noteholders.
- On September 30, 2023, with Decree 1609 of the Ministry of the Interior, Mr. Daniel Quintero Calle's resignation as Mayor of Medellín, Special District of Science, Technology and Innovation, was accepted. Mr. Óscar de Jesús Hurtado Perez was appointed acting Mayor of Medellín, Special District of Science, Technology and Innovation, who consequently assumed his position as Chairman of the Board of Directors of EPM.

3. Part Three – Annexes



Empresas Públicas de Medellín E.S.P. and Subsidiaries

**Condensed Consolidated Interim Financial Statements
Under Colombian Generally Accepted
Accounting Principles (NCIF)
September 30, 2023, 2022 and December 31, 2022**

EMPRESAS PÚBLICAS DE MEDELLÍN E.S.P. AND SUBSIDIARIES

CONDENSED CONSOLIDATED STATEMENT OF FINANCIAL POSITION

As of September 30, 2023 and December 31, 2022

Figures expressed in millions of Colombian pesos

	Notes	September 30, 2023	December 31, 2022
Assets			
Non-Current Assets			
Property, plant and equipment, net	7	45,498,384	44,181,617
Investment property		187,428	190,574
Goodwill		3,106,608	3,693,266
Other intangible assets		2,941,209	3,405,647
Right-of-use assets		816,518	826,955
Investments in associates	9	892,685	1,153,598
Investments in joint ventures		17,493	17,166
Deferred tax asset		1,400,000	1,217,353
Trade and other receivables	10	3,140,685	2,441,171
Other financial assets	11	2,186,073	3,023,468
Other assets		273,643	331,706
Cash and cash equivalents (restricted)	12	128,036	89,065
Total non-current assets		60,588,762	60,571,586
Current assets			
Inventories		733,342	714,643
Trade and other receivables	10	7,585,268	7,504,762
Current tax assets		874,811	697,964
Other financial assets	11	589,092	1,047,473
Other assets		1,360,062	947,132
Cash and cash equivalents	12	2,889,423	4,038,679
Total current assets		14,031,998	14,950,653
Total assets		74,620,760	75,522,239
Debit balances of deferred regulatory accounts		45,414	56,115
Total assets and debit balances of deferred regulatory accounts		74,666,174	75,578,354
Equity			
Issued capital		67	67
Treasury shares		(52)	(52)
Reserves		2,310,768	2,518,114
Accumulated other comprehensive income		2,664,920	3,765,881
Retained earnings		21,595,416	19,212,331
Net profit for the period		3,137,668	3,845,458
Other components of equity		81,712	78,565
Equity attributable to owners of the Company		29,790,499	29,420,364
Non-controlling interests		1,497,766	1,566,502
Total equity		31,288,265	30,986,866

EMPRESAS PÚBLICAS DE MEDELLÍN E.S.P. AND SUBSIDIARIES


CONDENSED CONSOLIDATED STATEMENT OF FINANCIAL POSITION

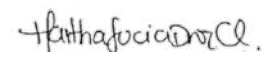
As of September 30, 2023 and December 31, 2022


Figures expressed in millions of Colombian pesos

	Notes	September 30, 2023	December 31, 2022
Liabilities			
Non-current liabilities			
Loans and borrowings	13	23,387,188	25,896,191
Creditors and others accounts payable		709,771	772,860
Other financial liabilities		1,466,061	888,992
Employee benefits		771,500	699,708
Income tax payable		33,351	33,351
Deferred tax liabilities		2,589,872	2,368,390
Provisions	14	1,370,779	1,240,474
Other liabilities		512,137	611,530
Total non-current liabilities		30,840,659	32,511,496
Current liabilities			
Loans and borrowings	13	3,856,646	3,594,078
Creditors and others account payable		5,048,584	4,503,102
Other financial liabilities		632,773	686,730
Employee benefits		396,490	390,895
Income tax payable		468,166	500,396
Taxes contributions and rates payable		447,662	511,280
Provisions	14	330,896	582,926
Other liabilities		1,342,409	1,293,751
Total current liabilities		12,523,626	12,063,158
Total liabilities		43,364,285	44,574,654
Deferred tax liabilities related to balances of deferred regulatory accounts	30	13,624	16,834
Total liabilities and credit balances of deferred regulatory accounts		43,377,909	44,591,488
Total liabilities and equity		74,666,174	75,578,354

The accompanying notes are an integral part of the Consolidated Financial Statements


Jorge Andrés Carrillo Cardoso
General Manager
Certification Attached


Martha Lucía Durán Ortiz
Executive Vice-President of Finance
and Investments


John Jaime Rodríguez Sosa
Director of Accounting and Costs
Professional Card N° 144842-T
Certification Attached


EMPRESAS PÚBLICAS DE MEDELLÍN E.S.P. AND SUBSIDIARIES
CONDENSED CONSOLIDATED STATEMENT OF PROFIT OR LOSS AND OTHER
COMPREHENSIVE INCOME

For the nine-month periods between January 1 and September 30, 2023 and 2022 and the three-month periods ended September 30, 2023 and 2022


Figures expressed in millions of Colombian pesos

	Notes	September 2023	September 2022	For the three months ended September 30, 2023	For the three months ended September 30, 2022
Rendering of services	15	26,994,518	23,117,313	9,058,046	8,275,813
Sale of goods	15	51,934	38,774	19,159	14,471
Leases	15	127,310	110,273	50,649	50,455
Ordinary activities revenue		27,173,762	23,266,360	9,127,854	8,340,739
Other income	16	291,364	321,357	66,285	119,175
Income from sale of assets		3,634	1,872	637	1,114
Total revenue		27,468,760	23,589,589	9,194,776	8,461,028
Costs of services rendered	17	(18,131,241)	(15,100,425)	(6,339,057)	(5,372,424)
Administrative expenses	18	(1,826,234)	(1,671,493)	(625,418)	(622,982)
net impairment loss on accounts receivable		(1,027,135)	(814,595)	(511,687)	(412,455)
Other expenses	19	(83,920)	(86,899)	(27,968)	(43,823)
Finance income	20.1	513,448	253,625	104,573	78,326
Finance expenses	20.2	(2,328,558)	(1,586,391)	(773,784)	(627,554)
Net foreign exchange difference	21	130,940	(208,842)	(118,572)	(17,126)
Share of loss of equity accounted investees		(261,169)	(135,052)	(109,277)	(89,926)
Gain on equity investments		178,137	77,059	-	28
Profit for the period before taxes		4,633,028	4,316,576	793,586	1,353,092
Income tax	22	(1,262,314)	(1,232,176)	(105,819)	(443,709)
Profit for the period after taxes		3,370,714	3,084,400	687,767	909,383
Net movement in balances of net regulatory accounts related to the result of the period		3,638	(80,828)	(39,969)	(50,840)
Net movement in deferred tax related to deferred regulatory accounts related to the results of the period		53	25,487	11,707	25,937
Profit for the period and net movement in deferred tax related to deferred regulatory accounts		3,374,405	3,029,059	659,505	884,480
Other comprehensive income					
Items that will not be reclassified to profit or loss:					
Remeasurement of defined benefit plans		7,858	(12,073)	(8,239)	(5,018)
Equity investments measured at fair value through equity		(595,164)	(576,796)	(193,499)	(390,902)
Income tax related to components that will not be reclassified		310	536	1	(1)
		(586,996)	(588,333)	(201,737)	(395,921)
Items that will be reclassified subsequently to profit or loss:					
Cash flow hedges:		190,567	(804,479)	181,341	(258,681)
Reclassified to profit or loss for the period		(1,591,202)	(172,496)	(276,667)	268,685
Reclassification Adjustment		1,781,769	(631,983)	458,008	(527,366)
Exchange differences on translation of foreign operations		(901,211)	410,727	(363,837)	385,100
Equity accounted investees - share of OCI		-	(4)	-	(4)
Hedges of net investments in foreign operations		200,363	(124,350)	91,387	(141,024)
Income tax related to the components that may be reclassified		235	(445)	11	(53)
		(510,046)	(518,551)	(182,485)	126,362
Other comprehensive income for the period, net of taxes		(1,097,042)	(1,106,884)	(384,222)	(269,559)
Total comprehensive income for the period		2,277,363	1,922,175	275,283	614,921
Result for the period attributable to:					
Owners of the company		3,137,668	2,813,047	598,836	812,258
Non-controlling interest		236,737	216,012	60,669	72,222
		3,374,405	3,029,059	659,505	884,480
Total comprehensive income attributable to:					
Owners of the company		2,036,691	1,713,599	212,456	546,951
Non-controlling interest		240,672	208,576	62,827	67,970
		2,277,363	1,922,175	275,283	614,921

The accompanying notes are an integral part of the Consolidated Financial Statements


Jorge Andrés Carrillo Cardoso
General Manager
Certification Attached


Martha Lucía Durán Ortiz
Executive Vice-President of Finance
and Investments


John Jaime Rodríguez Sosa
Director of Accounting and Costs
Professional Card N° 144842-T
Certification Attached


CONDENSED CONSOLIDATED STATEMENTS OF CHANGES IN EQUITY

For the periods between January 1 and September 30, 2023 and 2022


Figures expressed in millions of Colombian pesos

	Other comprehensive income												Attributable to Owners of the Company	Non-controlling Interests	Total
	Issued capital	Treasury shares	Reserves	Retained earnings	Other equity components	Equity investments	Defined benefit plans	Cash flow hedges	Hedges of net investments in foreign operations	Exchange differences on translation of foreign operations	Reclassification of properties, plant and equipment to investment property	Accumulated participation in other comprehensive income of associates and joint ventures business			
Balance at January 1, 2022	67	(52)	2,416,297	21,165,517	74,520	3,064,037	(8,724)	(342,590)	(61,509)	1,117,985	12,471	16,788	27,454,807	1,295,378	28,750,185
Net result of the period	-	-	-	2,813,047	-	-	-	-	-	-	-	-	2,813,047	216,012	3,029,059
Other comprehensive income of the period, net of income tax	-	-	-	-	-	(576,795)	(10,313)	(804,924)	(124,350)	416,938	-	(4)	(1,099,448)	(7,436)	(1,106,884)
Comprehensive income for the period	-	-	-	2,813,047	-	(576,795)	(10,313)	(804,924)	(124,350)	416,938	-	(4)	1,713,599	208,576	1,922,175
Surpluses or dividends decreed	-	-	-	(1,850,775)	-	-	-	-	-	-	-	-	(1,850,775)	(117,567)	(1,968,342)
Movement of reserves	-	-	86,525	(86,525)	-	-	-	-	-	-	-	-	-	-	-
Purchases and sales to non-controlling interests	-	-	-	(19)	-	-	-	-	-	-	-	-	(19)	19	-
Transfers to retained earnings	-	-	-	11	-	(11)	-	-	-	-	-	-	-	-	-
Income tax related to transactions with owners	-	-	-	-	2,329	-	-	-	-	-	-	-	2,329	-	2,329
Other movement of the period	-	-	1	1	-	-	-	-	-	-	-	-	2	122,362	122,364
Balance at June 31, 2022	67	(52)	2,502,823	22,041,257	76,849	2,487,231	(19,037)	(1,147,514)	(185,859)	1,534,923	12,471	16,784	27,319,943	1,508,768	28,828,711
Balance at January 1, 2023	67	(52)	2,518,114	23,057,789	78,565	2,630,257	64,534	(650,027)	(277,654)	1,969,017	12,332	17,422	29,420,364	1,566,502	30,986,866
Net result of the period	-	-	-	3,137,668	-	-	-	-	-	-	-	-	3,137,668	236,737	3,374,405
Other comprehensive income of the period, net of income tax	-	-	-	-	-	(595,160)	7,191	190,801	200,363	(904,172)	-	-	(1,100,977)	3,935	(1,097,042)
Comprehensive income for the period	-	-	-	3,137,668	-	(595,160)	7,191	190,801	200,363	(904,172)	-	-	2,036,691	240,672	2,277,363
Surpluses or dividends decreed	-	-	-	(1,669,776)	-	-	-	-	-	-	-	-	(1,669,776)	(131,103)	(1,800,879)
Movement of reserves	-	-	(207,347)	207,347	-	-	-	-	-	-	-	-	-	-	-
Purchases and sales to non-controlling interests	-	-	-	(11)	-	-	-	-	-	-	-	-	(11)	11	-
Equity method on equity variations	-	-	-	-	3,147	-	-	-	-	-	-	-	3,147	-	3,147
Other movement of the period	-	-	1	67	-	16	-	(95,264)	95,264	-	-	-	84	(178,316)	(178,232)
Balance at June 30, 2023	67	(52)	2,310,768	24,733,084	81,712	2,035,113	71,725	(554,490)	17,573	1,064,845	12,332	17,422	29,790,499	1,497,766	31,288,265

The accompanying notes are an integral part of the Consolidated Financial Statements


Jorge Andrés Carrillo Cardoso
 General Manager
 Certification Attached


Martha Lucía Durán Ortiz
 Executive Vice-President of Finance
 and Investments



John Jaime Rodríguez Sosa
 Director of Accounting and Costs
 Professional Card N° 144842-T
 Certification Attached

	Notes	September 30, 2023	September 30, 2022
Cash flows from operating activities:			
Profit for the year		3,374,405	3,029,059
Adjustments to reconcile the net profit for the year to the net cash flows used in operating activities:			
Depreciation and amortization of property, plant and equipment, right-of-use assets and intangible assets	17 and 18	1,386,380	1,102,475
Impairment of property, plant and equipment, right of use assets and intangible assets		227	88,059
Impairment loss on accounts receivable	10	1,027,135	814,595
Reversal loss of impairment of property, plant and equipment value, right-of-use assets and intangible assets		-	(117)
Write-down of inventories, net		867	1,294
Gain / loss due to exchange difference	21	(130,939)	208,842
Result due to valuation of investment property	19	61	(3,232)
Result for valuation of financial instruments and hedge accounting	20.1 and 20.2	(167,565)	42,332
Result of compensation for activities associated with investment flow		(383)	-
Provisions, post-employment and long-term defined benefit plans	18	164,047	265,978
Provisions for tax, insurance and reinsurance obligations and financial updating	20.2	86,454	56,809
Government subsidies applied	16	(89,982)	(89,904)
Deferred income tax	22	12,379	(64,526)
Current income tax	22	1,249,935	1,296,702
Share of loss of equity-accounted investees	9	261,169	135,052
Interest and yield income	20.1	(243,830)	(199,960)
Interest and commission expenses	20.2	2,141,830	1,433,984
Gain / loss due to disposal of properties, plant and equipment, right-of-use assets, intangibles and investment property	16 and 19	(1,791)	(1,474)
Result from withdrawal of property, plant and equipment, right of use assets, intangible assets and investments	16 and 19	34,082	21,106
Result for measuring at fair value retained interest in equity investments		86	-
Non-cash recoveries	16	(46,268)	(92,363)
Result of deferred regulatory accounts		(3,691)	55,340
Dividend income from investments	11	(178,222)	(77,059)
		8,876,386	8,022,992
Net changes in operating assets and liabilities:			
Change in inventories		(19,484)	(173,777)
Change in trade and other receivables		(2,155,174)	(2,754,867)
Change in other assets		(199,194)	(122,002)
Change in creditors and other accounts payable		213,528	(137,406)
Change in labor obligations		50,616	67,425
Change in provisions		(235,672)	(186,265)
Change in other liabilities		(231,322)	129,336
Cash generated from operating activities		6,299,684	4,845,436
Interest paid		(2,130,623)	(1,228,825)
Income tax paid		(1,375,525)	(975,851)
Income tax refund		12,884	(1,310)
Net cash provided by operating activities		2,806,420	2,639,450
Cash flows from investing activities:			
Purchase of property, plant and equipment	7	(3,288,100)	(3,303,307)
Disposal of property, plant and equipment	7	46,818	14,846
Purchase of intangible assets		(364,932)	(169,000)
Disposal of intangible assets		-	(88)
Acquisition of investment properties		(134)	-
Disposal of investment properties		-	102
Purchase of investments in financial assets	11	(442,282)	(1,013,492)
Disposal of investments in financial assets	11	900,965	569,371
Interest received		592	186
Dividends received from associates and joint business		-	5,444
Other dividends received		89,109	38,505
Compensation received		-	2,521,064
Other cash flows from investment activities		6,190	471
Net cash flow used in investing activities		(3,051,774)	(1,335,898)
Cash from financing activities:			
Obtaining of borrowings and loans	13	3,426,924	1,371,235
Payments of borrowings and loans	13	(3,048,473)	(1,279,365)
Transaction costs due to issuance of debt instruments	13	(14,134)	(3,673)
Payments of liabilities for financial leasing		(86,563)	(54,965)
Dividends or surpluses paid to Medellín Municipality	6	(1,393,467)	(1,647,219)
Dividends or surplus paid to non-controlling interests	8	(86,658)	(106,461)
Subsidies of capital		150	240
Capital subventions		-	37,233
Payment of pension bonds		(31,642)	(48,636)
Other cash from financing activities		(1,590)	(1,534)
Net cash flows provided / (used in) by financing activities		(1,235,453)	(1,733,145)
Net increase in cash and cash equivalents		(1,480,807)	(429,593)
Effects of variations in exchange rates in the cash and cash equivalents		370,522	(222,333)
Cash and cash equivalents at beginning of the year		4,127,744	4,090,062
Cash and cash equivalents at end of the year		3,017,459	3,438,136
Restricted cash		356,957	753,013

The accompanying notes are an integral part of these Consolidated Financial Statements.


Jorge Andrés Carrillo Cardoso
General Manager


Martha Lucía Durán Ortiz
Executive Vice-President of Finance
and Investments


John Jaime Rodríguez Sosa
Director of Accounting and Costs
Professional Card N° 144842-T

Index of notes to the Consolidated Financial Statements

Note 1.	Reporting entity	2
Note 2.	Significant accounting policies	2
Note 3.	Seasonality	7
Note 4.	Significant accounting judgments, estimates and causes of uncertainty in the preparation of the financial statements	7
Note 5.	Significant transactions carried out and other relevant aspects that occurred during the period.....	7
Nota 6.	Surpluses.....	8
Note 7.	Property, plants and equipment, net	8
Note 8.	Investments in subsidiaries.....	15
Note 9.	Investments in associates	27
Note 10.	Trade and other receivables	29
Note 11.	Other financial assets.....	35
Note 12.	Cash and cash equivalents.....	37
Note 13.	Loans and borrowings	45
Note 14.	Provisions, contingent assets, and liabilities	56
Note 15.	Ordinary activities revenue	104
Note 16.	Other income	108
Note 17.	Costs of services rendered.....	109
Note 18.	Administrative expenses	111
Note 19.	Other expenses.....	112
Note 20.	Finance income and expenses.....	113
Note 21.	Net foreign exchange difference.....	115
Note 22.	Income tax.....	116
Note 23.	Related party disclosures.....	116
Note 24.	Capital management.....	119
Note 25.	Fair value measurement on a recurring and non-recurring basis	120
Note 26.	Operating segments	125
Note 27.	Events after the reporting period	130

Notes to Unaudited Condensed Consolidated Interim Financial Statement EPM Group for the periods ended September 30, 2023, 2022 and December 31, 2022

(In millions of Colombian pesos, unless otherwise indicated)

Note 1. Reporting entity

Empresas Públicas de Medellín E.S.P. and subsidiaries (hereinafter "EPM Group" or "The Group") is the parent company of a multi-Latin business group made up of 45 companies and 6 structured entities¹; with presence in the rendering of public utilities in Colombia, Chile, El Salvador, Guatemala, Mexico and Panama.

Empresas Públicas de Medellín ESP (hereinafter EPM), the parent company of the "EPM Group", is a decentralized entity of the municipal order, created in Colombia through Agreement 58 of August 6, 1955, of the Administrative Council of Medellín, as an autonomous public establishment. It was transformed into an industrial and commercial company of the State of municipal order, by Agreement 069 of December 10, 1997, of the Council of Medellín. Due to its legal nature, EPM is endowed with administrative and financial autonomy and own equity, in accordance with Article 85 of Law 489 of 1998. The capital with which it was established and operates, as well as its equity, is public nature, being its sole owner of the municipality of Medellín. Its main address is at Carrera 58 No. 42-125 in Medellín, Colombia. It does not have an established term of duration.

EPM provides residential public services of aqueduct, sewage, energy, and distribution of fuel gas. It can also provide the residential public services of cleaning, treatment, and use of garbage, as well as the complementary activities of one of these public services.

The Group offers its services through the following segments, whose activities are described in Note 47. Operating segments: Electricity Generation, Distribution and Transmission; Distribution and Commercialization of Natural Gas; Water supply; Wastewater Management; Solid Waste Management. Additionally, the Others Segment includes participation in the telecommunications business, through the associate UNE EPM Telecomunicaciones S.A. and its subsidiaries: Edatel S.A. E.S.P., Orbitel Servicios Internacionales S.A. - OSI, Cinco Telecom Corporation - CTC, and Colombia Móvil S.A.; and the associate Inversiones Telco S.A.S. and its subsidiary Emtelco S.A.; offering voice services, data, Internet, professional services, data center, among others.

The consolidated financial statements of the Group for the period ended September 30, 2023, were authorized by the Board of Directors for publication on November 1, 2023.

Note 2. Significant accounting policies

2.1 Basis for the preparation of the financial statements

The condensed consolidated interim financial statements were prepared in accordance with the Accounting and Financial Information Standards Accepted in Colombia (NCIF) and adopted by the General Accounting Office of the Nation through Resolution 037 of 2017 and Resolution 056 of 2020, resolution 035 and 0197

¹ Autonomous Estates of Social Financing of EPM, CHEC, EDEQ, ESSA, CENS and Credieegsa S.A. Under International Financial Reporting Standards –IFRS adopted in Colombia, they are considered structured entities that are part of the perimeter of consolidation of financial statements of Grupo EPM.

of 2021 (hereinafter, IFRS adopted in Colombia). These accounting and financial reporting standards are based on International Financial Reporting Standards (hereinafter IFRS) issued by the International Accounting Standards Board, hereinafter IASB), as well as the interpretations issued by the Interpretations Committee (hereinafter IFRIC). These financial statements are harmonized with the generally accepted accounting principles in Colombia enshrined in the Appendix to Decree 2420 of 2015 and its subsequent amendments.

The condensed consolidated interim financial statements have been prepared in accordance with the International Accounting Standard (IAS) 34: Interim Financial Reporting, as adopted in Colombia, following the same accounting policies used in the preparation of the most recent annual Financial Statements of the Group.

These condensed intermediate consolidated financial statements do not include all the information and disclosures that are normally required for the complete annual financial statements and must be read together with the Group's consolidated financial statements for the year ended on December 31, 2022.

The presentation of the financial statements in accordance with the IFRS adopted in Colombia requires making estimates and assumptions that affect the amounts reported and disclosed in the financial statements, without undermining the reliability of the financial information. Actual results may differ from such estimates. Estimates and assumptions are constantly reviewed. The review of accounting estimates is recognized for the period in which they are reviewed if the review affects said period or in the review period and future periods. The estimates made by Management when applying the IFRS adopted in Colombia, which have a material effect on the financial statements, and those that imply significant judgments for the annual financial statements, are described in greater detail in Note 3 Significant accounting judgments, estimates and causes of uncertainty in the preparation of the financial statements.

EPM and each of the subsidiaries present separate or individual financial statements, as appropriate, for compliance with the control entities and for internal administrative monitoring and providing information to investors.

Assets and liabilities are measured at cost or amortized cost, except for certain financial assets and liabilities and investment properties that are measured at fair value. Financial assets and liabilities measured at fair value correspond to those that are classified in the category of assets and liabilities at fair value through results, some equity investments at fair value through equity, as well as all financial derivative assets and recognized liabilities that are designated as hedged items in a fair value hedge, whose carrying amount is adjusted for changes in fair value attributed to the hedged risks.

The consolidated financial statements are presented in Colombian pesos and their figures are expressed in millions of Colombian pesos.

The consolidated financial statements of the Group are presented in Colombian pesos, which is both the functional currency and the presentation currency of EPM, the Group's parent company. Each subsidiary of the Group determines its own functional currency and includes the items in its financial statements using that functional currency.

These unaudited condensed consolidated interim financial statements as at and for the three months ended September 30, 2023 of the Group, were authorized by the Board of Directors on November 1, 2023.

2.2. Changes in estimates, accounting policies and errors

2.2.1. Changes in accounting policies

Group's condensed consolidated interim financial statements are consistent with the year 2022, except for the following changes:

New standards implemented

During 2023, the company implemented the changes accepted by through Resolutions 035 and 197 of 2021, issued by the General Accounting Office of the Nation, where the changes in the IFRS (new standards, amendments, or interpretations) are incorporated, issued by the Standards Council International Accounting Standards (IASB), which are mandatory for the annual period beginning on or after January 1, 2023.

IAS 1 - Presentation of financial statements, classification of liabilities as current or non-current. This amendment, issued on January 2020, clarifies that the classification of liabilities as current or non-current is based on the obligations at the end of the reporting period. It clarifies that the classification of a liability as current or non-current is not affected by the expectations as to whether an entity shall exercise or not their right to postpone the liquidation of the asset. It specifies that the obligations exist if at the end of the reporting period the payment agreements have been met. In addition, the amendment clarifies that the liquidation of a liability refers to the transfer to another party of cash, property instruments or other economic resources.

The modification to IAS 1 must be applied retroactively in the annual periods that start from January 1, 2023. Early application is permitted.

IAS 1 - Disclosure of accounting policies and Declaration of practice 2 of the IFRS. This amendment, issued on February 2021, requires companies to disclose significant information on the accounting policy instead of the description of their accounting policies. This amendment also adjusts the Declaration of practice 2 Issue judgments regarding how to apply the concept of relative importance to the disclosures of accounting policies and adjusts paragraph 21 of IFRS 7 disclosure of financial instruments, clarifying the disclosure of significant accounting policies.

The amendment must be applied prospectively for the annual periods that start from January 1, 2023, early application is permitted.

The group did not identify impacts from the adoption of this standard.

IAS 8 - Definition of accounting estimates. This amendment, issued on February 2021, updates the definition of accounting estimates in order to differentiate the changes in estimates to the changes in accounting policies, due to their prospective or retroactive effect, respectively. For this, it indicates that the accounting estimates are monetary values in the financial statements that are subject to uncertainty in their measurement. On occasions, the application of accounting policy requires the application of estimates.

The amendment must be applied prospectively for the annual periods that start from January 1, 2023. Early application is permitted.

The group did not identify impacts from the adoption of this standard.

IAS 12 - Deferred tax related to assets and liabilities that arise in a single transaction. This amendment, issued on April 2021, clarifies that the exception in IAS 12 for not applying deferred tax when an asset or liability that generates equal temporary differences is initially and simultaneously known

would not apply in the case of leasing (IFRS 16) and in dismantling (IAS 37 and IAS 16), cases in which IAS 12 must be implied for deferred tax. The added paragraph 22A establishes that, depending on the applicable tax legislation, temporary taxable and deductible differences may occur equal to the initial recognition of the asset and liability in this transaction. The extension provided for in paragraphs 15 and 24 does not apply to such temporary differences and an entity recognizes any asset or liability for resulting deferred taxes.

This amendment will be obligatory for the annual report presentation periods that start from January 1, 2023. Early application is permitted.

The group has not been impacted by this modification as it has been applying this interpretation or the deferred tax in this way in said transactions / or the implementation is undergoing analysis.

2.2.2. Adoption of new and revised Standards

Changes to IFRS (new standards, amendments, and interpretations), which have been published during the period, but have not yet been implemented by the Group, are detailed below:

Standard	Mandatory Application Date	Exchange rate
IAS 1 - Presentation of financial statements and Modification, classification of liabilities as current or non-current	January 1, 2024	Amendment
IAS 16 - Property, plant, and equipment - Proceeds before Intended Use	January 1, 2024	Amendment
IFRS 17 Insurance Contract.	January 1, 2023 January 1, 2025 in Colombia	New
IFRS 17 - Insurance Contract - Initial application with IFRS 9 and comparative information	January 1, 2023 January 1, 2025 in Colombia	Amendment

IAS 1 - Presentation of Financial Statements and Modification, Classification of Liabilities as Current or Non-current

The purpose of this modification is to improve the information that companies provide on long-term debt with agreements.

A company classifies debt as non-current only if the company can avoid paying off the debt in the 12 months after the reporting date, which is a function of compliance or non-compliance with the covenants. What the amendment intends is that the agreements to be fulfilled after the presentation date do not affect the classification of the debt as current or non-current at the presentation date, but this must be disclosed. The improvement of the information is in allowing investors to understand the risk that such debt may become repayable early.

The classification of Liabilities as Current or Non-Current, issued in January 2020, modified paragraphs 69, 73, 74 and 76 and added paragraphs 72A, 75A, 76A and 76B.

If an entity applies those amendments for a prior period after the issuance of Non-Current Liabilities with Agreements (see paragraph 139W), it will also apply Non-Current Liabilities with Agreements for that period. If an entity applies the classification of Liabilities as Current or Non-Current for a prior period, it shall disclose that fact.

The amendments are effective for annual periods beginning on or after January 1, 2024 retroactively in accordance with IAS 8, Earlier application is permitted.

The Group is evaluating the effects that the application of this amendment could have on the presentation of liabilities in the consolidated statement of financial position.

IFRS 16 - Leases - Lease liability in a sale with leaseback

It is intended to establish accounting for a sale of a leaseback asset after the transaction date of the sale.

The amendment specifies the requirements that a seller-lessee must use to quantify the lease liability that arises on sale and leaseback so that the seller-lessee does not recognize any gain or loss related to the right of use that it retains. The purpose of the amendment is to improve the registration requirements of the sale and leaseback under IFRS 16, since it did not specify the measurement of the liability that arises in a sale and leaseback transaction.

This amendment will not change the accounting for leases that do not arise in a sale-leaseback transaction.

The amendment adds paragraphs 102A, C1D and C20E and amends paragraph C2. A new heading is added before paragraph C20E. New text is underlined and deleted text is struck through.

The Group is evaluating the impacts that the application of this modification could generate, although it is estimated that the future adoption will not have an impact on the financial statements since this type of transaction does not occur.

The modification will be mandatory prospectively for annual periods beginning on or after January 1, 2024. Early application is permitted.

2.3 Presentation changes

At the end of the 2023 period, changes were made in the presentation of some items in the statement of comprehensive income and the statement of cash flows, for comparative purposes six months ended as of December 31, 2022 is also adjusted, these changes do not affect decision-making, since they basically consist of in reclassifications between items of the same financial statement and that are intended to facilitate their reading by users, the reclassified items were the following:

Concept	Current presentation	Previous presentation	2023	2022
Statement of financial position				
Amounts received in advance	Creditors and others accounts payable	Other liabilities	5,275,962	5,361,571
	Other liabilities	Creditors and others accounts payable	1,905,281	1,819,672

- Amounts stated in millions of Colombian pesos -

Note 3. Seasonality

The operations of EPM Group are not subject to significant seasonal variances.

Note 4. Significant accounting judgments, estimates and causes of uncertainty in the preparation of the financial statements

The significant judgments and assumptions applied in these condensed consolidated interim financial statements are the same as those applied in the Group's consolidated financial statements as at and for the year ended December 31, 2022.

Note 5. Significant transactions carried out and other relevant aspects that occurred during the period

As of September 30, 2023, significant transactions and other relevant aspects occurred during the period, other than those of the Group's normal course of business, are related to:

5.1 Expenses and others related to the Ituango hydroelectric plant contingency:

- Progress continues to be made in the works for the start-up of the Project according to the proposed schedules.
- The hydroelectric plant has a physical progress of 92.20% (December 31, 2022: 90.35%).

Regarding the contingency, EPM Group has recognized the following items in its Condensed consolidated financial statements as of September 30, 2023:

- Cost and progress of the construction of the Ituango hydroelectric power plant for \$ 7, 750,156 (see note 7).
- Provision balance of \$ 34,695 for the attention of those affected in Puerto Valdivia, for compensation for consequential damages, loss of profits and moral damages, due to the rising waters of the Cauca River because of the blockage of the project on April 28, 2018. During 2023

the provision was adjusted by \$2,764 as provision expense and financial expense, and payments have been made for \$2,208 (see note 14).

- Provision balance of \$51,991 for environmental and social contingency, established by the specific action plan for the recovery of the parts affected by the events of the Cauca River detour tunnel clogging that the project had on April 28, 2018 and by the closing of floodgates that decreased the flow of the river downstream of the project. During 2023 the provision was adjusted by \$15,560 as financial expense and payments have been made for \$19,766 (see note 14).
- Provision balance of \$30,038 for the non-compliance from November 2021 to October 2023, to the transporter Intercolombia for the months following the entry into operation of the Ituango hydroelectric power plant connection infrastructure. During 2023 the provision has been adjusted by \$8,385 as provision expense and financial expense and payments have been made for \$84,401 (see note 14).
- Balance of litigation provision of \$427,080 corresponding to class actions of downstream communities affected by the contingency. During 2023 the provision has been adjusted by \$61,324 as provision expense and \$317 as recovery income, no payments have been made (see note 14).
- Additionally, in the statement of comprehensive income, other expenses for \$224 have been recognized during 2023 for the care of the community affected by the contingency.

5.2. Contracting process is the construction of the final civil works of the Ituango Hydroelectric Power Plant (generation units from 5 to 8):.

The initial contracting process CRW167467 was declared void on March 14, 2023, reason why EPM initiated the new public request for bids CRW256463 on April 24, 2023. As of September 30, 2023 the process remains open.

Nota 6. Surpluses

The Group transfers on a scheduled basis amounts corresponding to retained earnings ("Surpluses") to the municipality of Medellín, which is the sole owner of the equity of the Group, the amounts paid during the nine months ended September 30, 2023 by EPM are \$1,393,467 detailed as follows: \$895,800 ordinary and \$497,667 extraordinary (September 30, 2022 \$1,647,219: \$1,009,514 ordinary and \$637,705 extraordinary).

Note 7. Property, plants and equipment, net

The following is a detail of the carrying amount of property, plant, and equipment:

Property, plant, and equipment	September 30, 2023	December 31, 2022
Cost	60,511,788	58,954,033
Accumulated depreciation and impairment loss	(15,013,404)	(14,772,416)
Total	45,498,384	44,181,617

- Amounts stated in millions of Colombian pesos -

The movement in cost, depreciation and impairment of property, plant and equipment is detailed below:

September 30, 2023	Networks, lines and cables	Plants, ducts and tunnels	Construction in Progress ⁽¹⁾	Grounds and buildings	Machinery and equipment	Communication and computer equipment	Furniture and fixtures and office equipment	Other Property, Plant and Equipment ⁽²⁾	Total
Initial Balance	18,677,077	17,124,288	10,197,409	10,069,041	1,558,316	604,385	194,061	529,456	58,954,033
Additions ⁽³⁾	22,602	22,787	3,236,018	9,101	12,603	18,831	1,712	172,672	3,496,326
Advances delivered (amortized) to third parties	(3,095)	-	45,945	-	-	1,025	-	-	43,875
Transfers (-/+) ⁽⁴⁾	1,187,308	328,685	(1,875,949)	183,715	66,714	11,773	2,132	52,682	(42,940)
Provisions (-)	(26,454)	-	(243)	(2,329)	(13)	(330)	(9)	(3,162)	(32,540)
Withdrawals (-)	(52,427)	(23,412)	(2,182)	(1,791)	(20,003)	(11,659)	(373)	(2,839)	(114,686)
Foreign currency conversion effect	(999,569)	(329,061)	(139,750)	(97,754)	(142,176)	(37,276)	(8,564)	(18,623)	(1,772,773)
Other Changes	71,857	(62,251)	(21,819)	(3,081)	1,785	195	(33)	(6,160)	(19,507)
Final cost balance	18,877,299	17,061,036	11,439,429	10,156,902	1,477,226	586,944	188,926	724,026	60,511,788
Accumulated depreciation and impairment loss									
Accumulated depreciation and impairment loss	(6,956,340)	(5,166,608)	(2,182)	(1,133,535)	(812,609)	(385,432)	(112,629)	(203,081)	(14,772,416)
Period depreciation	(452,121)	(339,631)	-	(140,666)	(62,309)	(47,076)	(6,803)	(13,699)	(1,062,305)
Capitalized depreciation	-	-	-	(268)	(13)	(7)	-	-	(288)
Impairment for the period	-	-	-	-	-	(228)	-	-	(228)
Dispositions (-)	7,251	-	-	135	11	243	8	2,620	10,268
Withdrawals (-)	26,406	14,753	-	1,465	13,539	10,849	335	3,854	71,201
Transfers (-/+)	-	-	-	3	10	214	-	(228)	(1)
Foreign currency conversion effect	425,133	194,645	-	22,536	70,145	28,109	5,976	12,943	759,487
Other changes	(1,070)	1,259	-	(15,866)	(3,067)	(89)	(35)	(254)	(19,122)
Final Accumulated depreciation and impairment loss	(6,950,741)	(5,295,582)	(2,182)	(1,266,196)	(794,293)	(393,417)	(113,148)	(197,845)	(15,013,404)
Total balance, properties, plant, and equipment, net	11,926,558	11,765,454	11,437,247	8,890,706	682,933	193,527	75,778	526,181	45,498,384
Advances delivered to third parties									
Initial Balance	3,815	-	48,586	-	-	993	-	498	53,892
Movement (+)	-	-	(23,919)	-	-	-	-	-	(23,919)
Movement (-)	(3,095)	-	69,864	-	-	1,025	-	-	67,794
Difference in conversion adjustment change	(342)	-	(10,584)	-	-	(192)	-	-	(11,118)
Final Balance	378	-	83,947	-	-	1,826	-	498	86,649

Amounts stated in millions of Colombian pesos -

December 31, 2022	Networks, lines and cables	Plants, ducts and tunnels	Construction in Progress ⁽¹⁾	Grounds and buildings	Machinery and equipment	Communication and computer equipment	Furniture and fixtures and office equipment	Other Property, Plant and Equipment ⁽²⁾	Total
Initial Balance	16,200,672	13,962,107	13,122,500	6,324,920	1,260,280	511,360	162,892	477,957	52,022,688
Additions ⁽³⁾	369,137	96,186	4,706,471	34,674	109,425	51,560	4,833	89,230	5,461,516
Advances delivered (amortized) to third parties	(3,723)	-	(462)	-	-	800	-	-	(3,385)
Transfers (-/+)	1,213,455	2,738,171	(7,776,960)	3,642,857	101,852	26,621	10,582	(23,108)	(66,530)
Provisions (-)	(35,654)	(3,201)	(664)	(2,896)	(632)	(1,913)	(211)	(3,476)	(48,647)
Withdrawals (-)	(64,628)	(49,875)	(810)	(19,077)	(45,363)	(19,054)	(2,275)	(8,881)	(209,963)
Foreign currency conversion effect	992,616	356,899	145,466	105,034	150,868	36,293	8,902	19,105	1,815,183
Other Changes ⁽⁴⁾	5,201	24,001	1,865	(16,470)	(18,114)	(1,282)	9,338	(21,368)	(16,829)
Final cost balance	18,677,076	17,124,288	10,197,406	10,069,042	1,558,316	604,385	194,061	529,459	58,954,033
Accumulated depreciation and impairment loss									
Accumulated depreciation and impairment loss	(6,028,576)	(4,604,026)	(2,552)	(1,030,909)	(680,125)	(321,928)	(100,751)	(178,641)	(12,947,508)
Period depreciation	(551,618)	(351,673)	-	(86,116)	(76,587)	(56,574)	(8,278)	(16,486)	(1,147,332)
Impairment for the period - See note 8	(724)	(20,882)	-	(10,041)	(9,662)	(22)	(3)	(16)	(41,350)
Dispositions (-)	12,122	1,294	-	20	190	1,750	210	1,775	17,361
Withdrawals (-)	36,508	15,782	-	18,687	29,206	18,504	2,080	4,445	125,212
Transfers (-/+)	-	(371)	371	(30)	-	195	-	30	195
Foreign currency conversion effect	(423,764)	(206,887)	-	(22,622)	(73,125)	(27,218)	(5,993)	(13,465)	(773,074)
Other changes	(288)	156	-	(2,524)	(2,506)	(139)	106	(725)	(5,920)
Final Accumulated depreciation and impairment loss	(6,956,340)	(5,166,607)	(2,181)	(1,133,535)	(812,609)	(385,432)	(112,629)	(203,083)	(14,772,416)
Total balance, properties, plant, and equipment, net	11,720,736	11,957,681	10,195,225	8,935,507	745,707	218,953	81,432	326,376	44,181,617
Advances delivered to third parties									
Initial Balance	7,282	-	49,048	-	-	-	-	498	56,828
Movement (+)	-	-	(38,910)	-	-	-	-	-	(38,910)
Movement (-)	(3,723)	-	38,448	-	-	800	-	-	35,525
Difference in conversion adjustment change	256	-	-	-	-	193	-	-	449
Final Balance	3,815	-	48,586	-	-	993	-	498	53,892

Amounts stated in millions of Colombian pesos -

- ⁽¹⁾ Includes capitalization of loan costs for \$198,517 (2022: \$404,627), the weighted average rate used to determine the amount of loan costs was 10.61% in pesos (2022: 10.73%) in pesos and the rate in dollars 4.51%, (2022: 4.50%). Additionally, it includes right-of-use assets associated with construction in progress amounting to \$1,516 (2022: \$4,095).

The main projects under construction are as follows:

Project	September 30, 2023	December 31, 2022
Future Ituango Hydroelectric plant ^(1.1)	7,750,156	6,853,978
Other EPM Projects	1,207,960	1,240,524
Construction, extension, remodeling and maintenance of DECA substations, networks, lines and cables and subsidiaries	512,142	132,037
Power Distribution Lines - CARMAR	502,062	709,168
Substations, lines, network growth, loss reduction and replacement of ENSA technology	164,783	132,868
Expansion of the STN, STR, networks, lines and CENS loss control	153,134	103,461
Western Chain - EPM	150,430	164,515
Refill Posts and Trafs - EPM	147,391	120,119
Adequacy of drinking water plant - EPM	129,685	88,867
Replacement and Expansion Substations, networks, lines and ESSA loss control	107,816	151,489
Substations, networks, lines and CHEC loss control	98,047	75,636
Other Group Subsidiary Projects	85,656	67,733
Substation Connection Uraba Nueva Colina Apartado	82,101	14,327
Envigado Expansion Capiro Sector - EPM	61,614	58,925
Distribution networks, quality compensation FISDL-SIGET and other Delsur	53,872	42,928
Expansion circuit yulimar Manantiales - EPM	45,262	69,037
Projects EMVARI - Vaso Altair (Phase 3), leachate treatment plant and others	40,268	35,817
Construction Potabilization and WWTP plants, aqueduct and sewerage networks Regional waters	38,054	31,507
Caldas La Estrella Interconnect - EPM	33,534	36,677
Expansion circuit yulimar Manantiales - EPM	28,056	13,796
Expansion and repositioning of EDEQ Substations, Networks, Lines and Cables	27,643	31,493
SDL Refill and Expansion - EPM	17,581	20,323
Total	11,437,247	10,195,225

Amounts stated in millions of Colombian pesos -

^(1.1)As of September 30, 2023, the Ituango hydroelectric power plant presented a physical progress of 92.20% (2022: 90.35%), the physical progress presented as of the date of the period on which the separate financial statements are reported corresponds to the version of the schedule of January , 2023, which includes the damages suffered by the Project due to the sanitary emergency caused by COVID-19, in addition, as inspections were made to the missing work fronts and after the contingency, additional work requirements were defined to guarantee the stability of the Project, a situation that made it necessary to reconfigure longer deadlines and include additional work activities in the schedule.

It is estimated that the commissioning of power generation units 3 and 4 will be in November of 2023, however, these commissioning dates are very dynamic, due to the changes that occur in the technical variables.

In January 2023, the contractor Schrader Camargo continued with the civil works necessary for the entry into operation of units 3 and 4, progressed with the following activities: Completed the construction of the lower elbow of conduction No.4, finished the concrete of the straight section of pipeline No.3 and unit 3 was delivered to the GE contractor. The assembly of the elevator in the north services building presented an advance of 88%.

In February 2023, the 217.45 slab of unit No. 4 was poured, the concrete of the straight section of pipeline No. 3 was completed, the civil works of unit 4 were delivered to the GE contractor to continue the equipment assembly works, the assembly of the elevator was completed in the north services building, in the U3 turbine -advanced with the assembly of the upper cover, the cylindrical valve and its servomotors and in the U4 turbine, -positioning was carried out of the hydraulic unit level 211.90, as well as the descent to level 199 of the 4 segments of the lower deck.

In March 2023, the connecting portico of the gallery of bars 3 with the powerhouse was delivered to the GE contractor, the assembly of the ferrule 24 began in the lower conduction of unit 4, in unit 4, the concrete was poured at the bases of the equipment and the stator No.1, 2, 7 and 8, removal of the desired material from the Cauca river in the area of discharges 3 and 4 was resumed, the area of ferrule 24 to give continuity to the civil works, finished the embedding concrete of ferrules 1 to 4 of the upper conduction No.3, in the lower branch 4 concrete pouring of layer 1 for the final plug for later assembly of shielding of the lower conduction elbow, in unit 3 the verticality control and leveling of the turbine axis was carried out, in unit 4 the upper cover was assembled with the cylindrical valve.

In April 2023, the assembly of the shielding in conduit No. 3 was completed, the support cone and operating ring in the well of unit 3 was positioned, the concrete was poured in the plug of upper elbow 3, the assembly of the shielding in well 3 (lower elbow, vertical well, upper elbow) was completed, rotor unit 3 was ready to be lowered to the generator enclosure, the machining for the upper ceiling of unit 4 and the concrete pouring to embed ferrule 24 of unit 4 were completed, bathymetry was performed in light of discharges 1 and 2, preparation for heating the rotor of unit 4 made progress, the stator of unit 4 was cleaned with compressed air and electrical tests were performed on the transformers of bank No. 7. and 8.

In May 2023, turbine disassembly covers for units 3 and 4 were installed and presented in the turbine disassembly covers in the opening area. 35 Mpa self-compacting concrete was poured in slab EL.217, 45 in U3 and Y4. In the U4 generator covers, mesh was installed and concrete was poured for 8 modules of the generator covers, EL.217, 45. In conduit 4, the shielding of the lower elbow and straight section was completed and embedding concrete was poured. 35 Mpa of self-leveling concrete was poured in bar galleries 3 to restore supports, for anchoring ducts of isolated phase bars. In unit 3, installation of the distributor servomotor on the north side of Rotor-Stator U3 was initiated, in addition to lowering the rotor to unit 3, as well as positioning the upper cantilever and anchor pins and bolts, installation of the upper ceiling of the unit, mechanical rotation of the assembly (RUN OUT) for linear verification and concentricity to the rotor, shaft and turbine wheel in U4, and assembly of the turbine shaft and wheel.

In June 2023, cutting slabs 424.5 and 435 in floodgate well 3 was completed for the entry of concrete plug demolition equipment, cutting slabs 424.5 and 435 in floodgate well 4 was completed for the entry of concrete plug demolition equipment, the concrete for the concrete plug in upper elbow No. 3 was poured, the arrival on site of the mechanical bulkhead for upper conduit No. 3 was recorded, and the assembly of the mechanical bulkhead for intake 3 was initiated. In unit 3, the external tank and thrust bearing were definitively positioned and the tertiary concrete pouring in cantilevers and thrust bearing was completed. In unit 3, the leveling and alignment of the servomotors of the distributor on the north and south side was completed, insulation resistance tests and electrical tests were performed on the rotor of unit 4, and the rotor assembly of unit 4 was lowered from the assembly room to the generator enclosure (definitive site).

In July 2023, the mechanical bulkhead of intake 3 was assembled and immersed, final leveling and alignment was performed, and the aluminum plates began to be affixed to the ring. The mechanical bulkhead for upper conduit No. 4 arrived at the works and began to be assembled. The rotor of the unit 4 generator was fully lowered, hot-tapping drilling of upper conduit 3 was completed, run-out of generation unit 4 was completed, and installation of the generator and turbine of unit 3 was completed.

In August 2023, the assembly stage activities for unit 3 were completed (100%), which includes: fitted equipment, turbine, generator, electrical systems and instrumentation, mechanical systems and pipelines and ducts of the isolated phase. At unit 4, installation of the fitted equipment was completed, and completion of the remaining parts stood at 96.4% (turbine, generator, electrical and mechanical systems). Completion of the ducts of the isolated phase stood at 95.2%. Installation of shielding and concrete at conduits 3 and 4 was completed (lower elbow, vertical well and upper elbow). Concrete pouring of the final plugs of upper elbows 3 and 4 was completed; hot tapping drilling to demolish the temporary concrete plugs for upper conduits 3 and 4 was completed; construction of the infiltration water

management system was completed. Additionally, equipment was put in place for demolition of the temporary plug at conduit 3; the bulkheads were set in rock for intakes 3 and 4 by means of fixed stops with installed bolts.

In September, the installation activities of units 3 and 4 were completed, mainly: fitted equipment, turbine, generator, electrical systems and instrumentation, mechanical systems and pipelines and ducts for the isolated phase. At units 3 and 4 dry testing was performed, and testing with water is expected to be performed by November 2023. At the upper conduits 3 and 4, installation of the mechanical bulkheads was completed, the grouting was injected, and underwater activities were released to move on to the depressurization of upper conduits 3 and 4. Upper conduit 3 was depressurized, the temporary concrete plug of upper conduit 4 was demolished, with completion rate of 71% (231 m³). At upper conduit 3, concrete patching was completed, the industrial networks are in the process of being removed, and the contract was awarded for "Slope stabilization works at km 0+900 on the replacement road on the left bank of the Ituango hydroelectric power plant" to the firm Estyma Estudios y Manejo S.A. The civil works contract was awarded for plugging the right bypass tunnel and close the bypass tunnels of the Ituango hydroelectric power plant" to the firm SCHRADER CAMARGO S.A.S.

- ² Includes automotive equipment and vehicles, medical and scientific equipment, property, plant and equipment in assembly, property, plant and equipment in transit and replacement assets, transportation, traction and lifting equipment, dining, kitchen, pantry and hotel equipment.
- ³ Includes purchases, capitalizable disbursements that meet the recognition criteria, goods received from third parties and costs for dismantling and removal of items of property, plant and equipment. At the end of September 2023 and December 2022, no government grants were received.
- ⁴ Corresponds to transfers to operation, among which the most representative is due to the Ituango project for a value of \$5,716,113.45 and in 2023, mainly for different projects of the EPM Parent Company, Grupo Deca, ESSA, and Caribemar, among others.

The property, plant and equipment additions for the following items are taken as effective items \$3,496,327 (2022: \$5,437,587), minus the movement of advances for \$43,875 (2022: -\$3,385), the loan costs per \$198,517 (2022: \$404,627), less the movement of environmental provisions and dismantling by the \$36,627 (2022: \$104,758), and other concepts for \$-287 (2022: \$3,38).

The assets subject to operating leases are the following: networks, lines and cables, the electrical infrastructure for the installation of networks by telecommunications operators, specifically poles. Plants, pipelines and tunnels connection contract from Ecopetrol to the STN (Middle Magdalena Substation) with a value of \$49,936 (2022: \$71,400).

The most significant commitments for the acquisition of the Group's property, plant, and equipment at the cut-off date amount to \$3,729,436 (2022: 3,229,904).

Note 8. Investments in subsidiaries

The detail of the Group's subsidiaries as of the date of the reporting period is as follows:

Name of the subsidiary		Location (Country)	Principal activity	Percentage of ownership and voting rights		Non-controlling party share percentage		Creation date
				2023	2022	2023	2022	
Empresa de Energía del Quindío S.A. E.S.P. (EDEQ)		Colombia	Provides public electric power services, purchase, sale and distribution of electric power.	92.85%	92.85%	7.15%	7.15%	22/12/1988
Central Hidroeléctrica de Caldas S.A. E.S.P. (CHEC)		Colombia	It provides public energy services, operating electric power generation plants, transmission and subtransmission lines, and distribution networks, as well as the commercialization, import, distribution, and sale of electric power.	80.10%	80.10%	19.90%	19.90%	9/09/1950
Electrificadora de Santander S.A. E.S.P. (ESSA)		Colombia	It provides public services of electric energy, purchase, sale, commercialization and distribution of electric energy.	74.05%	74.05%	25.95%	25.95%	16/09/1950
Centrales Eléctricas del Norte de Santander S.A. E.S.P. (CENS)		Colombia	Provides public electric power services, purchase, export, import, distribution and sale of electric power, construction and operation of generating plants, substations, transmission lines and distribution networks.	91.52%	91.52%	8.48%	8.48%	16/10/1952
Caribemar de la Costa S.A.S. E.S.P. (AFINIA)	(1)	Colombia	It provides public services for the distribution and commercialization of electrical energy, as well as the performance of all related activities, works, services, and products.	100.00%	100%	-	-	1/10/2020
Elektra Noreste S.A. (ENSA)		Panamá	Acquires energy, transports, distributes to customers, transforms voltage, installs, operates and maintains public lighting, authorized to generate energy up to a limit of 15% of maximum demand in the concession area.	51.16%	51.16%	48.84%	48.84%	19/01/1998

Name of the subsidiary		Location (Country)	Principal activity	Percentage of ownership and voting rights		Non-controlling party share percentage		Creation date
				2023	2022	2023	2022	
Hidroecológica del Teribe S.A. (HET)		Panamá	It finances the construction of the Bonyic hydroelectric project required to meet the growth in energy demand of the Isthmus of Panama.	99.68%	99.68%	0.32%	0.32%	11/11/1994
Empresa Eléctrica de Guatemala S.A. (EEGSA)		Guatemala	Provides electricity distribution services.	80.90%	80.90%	19.10%	19.10%	5/10/1939
Gestión de Empresas Eléctricas S.A. (GESA)		Guatemala	Provides advice and consultancies to electricity distribution, generation and transportation companies.	100.00%	100%	-	-	17/12/2004
Almacenaje y Manejo de Materiales Eléctricos S.A. (AMESA)		Guatemala	Provides outsourcing services in the materials management area.	99.94%	99.94%	0.06%	0.06%	23/03/2000
Comercializadora Eléctrica de Guatemala S.A. (COMEGSA)		Guatemala	Provides electricity marketing services.	80.52%	80.52%	19.48%	19.48%	5/11/1998
Transportista Eléctrica Centroamericana S.A. (TRELEC)		Guatemala	Provides electricity transmission services.	80.90%	80.90%	19.10%	19.10%	6/10/1999
Enérgica S.A. (ENERGICA)		Guatemala	It provides construction and maintenance services for projects and assets in the electricity sector.	78.19%	78.19%	21.81%	21.81%	31/08/1999
Crediegsa S.A. (CREDIEGSA)		Guatemala	Provides personnel recruitment services and other administrative services	80.90%	80.90%	19.10%	19.10%	1/12/1992
Distribuidora de Electricidad del Sur (DELSUR)		El Salvador	Transformation, distribution and commercialization of electricity that supplies energy to the south-central zone of El Salvador in Central America.	86.41%	86.41%	13.59%	13.59%	16/11/1995
Innova Tecnología y Negocios S.A. de C.V.		El Salvador	Provision of specialized services in electrical engineering and sale of household appliances to users of electrical energy from the Delsur company.	86.41%	86.41%	13.59%	13.59%	19/10/2010
Aguas Nacionales EPM S.A. E.S.P.	(2)	Colombia	It provides home public services of aqueduct, sewerage and cleaning, treatment and use of garbage, complementary activities and engineering services typical of these public services.	99.9997%	99.99%	0.01%	0.01%	29/11/2002

Name of the subsidiary		Location (Country)	Principal activity	Percentage of ownership and voting rights		Non-controlling party share percentage		Creation date
				2023	2022	2023	2022	
Aguas Regionales EPM S.A. E.S.P.	(3)	Colombia	Guarantee the provision of home public services of aqueduct, sewerage and cleaning and compensate the lag of the infrastructure of these services in the partner municipalities.	74.57%	74.57%	25.43%	25.43%	18/01/2006
Empresa de Aguas del Oriente Antioqueño S.A. E.S.P.		Colombia	It provides home public water and sewage services, as well as other complementary activities specific to each of these public services.	56.02%	56.02%	43.98%	43.98%	22/11/1999
Aguas de Malambo S.A. E.S.P.	(4) (10)	Colombia	Dedicated to guaranteeing the provision of home public services of aqueduct, sewerage and cleaning in the jurisdiction of the Municipality of Malambo, Department of Atlántico.	98.73%	98.52%	1.27%	1.48%	20/11/2010
Ecosistemas de Colima S.A. de C.V.		México	Dedicated to preparing an executive project for the wastewater treatment plant, its construction, equipment and commissioning, conservation and maintenance, sludge stabilization in municipalities of the State of Colima.	100%	100%	-	-	14/02/2006
Ecosistemas de Tuxtla S.A. de C.V.		México	Dedicated to the construction, equipment, start-up, operation and maintenance of a wastewater treatment system with the modality of total recoverable private investment. Develop drinking water projects and water treatment plants.	100%	100%	-	-	17/11/2006
Ecosistema de Ciudad Lerdo S.A. de C.V.		México	Subsidiary dedicated to the construction, equipment, start-up, operation and maintenance for 20 years of a wastewater treatment system in the city of Lerdo Durango, with the modality of total recoverable private investment.	100%	100%	-	-	24/04/2007
Aquasol Morelia S.A. de C.V.		México	Subsidiary dedicated to the construction of a wastewater treatment plant, as well as the equipment and commissioning of said plant located in the town of Atapaneo in the Municipality of Morelia Michoacán.	100%	100%	-	-	13/11/2003
Ecosistemas de Celaya S.A. de C.V.		México	Dedicated to the preparation of the executive project for the wastewater treatment plant, as well as the treatment, transportation and final disposal of solid waste and sludge at the plant in the city of Celaya, state of Guanajuato.	100%	100%	-	-	5/12/2008

Name of the subsidiary		Location (Country)	Principal activity	Percentage of ownership and voting rights		Non-controlling party share percentage		Creation date
				2023	2022	2023	2022	
Desarrollos Hidráulicos de Tampico S.A. de C.V.		México	Dedicated to the construction, equipment, expansion, improvement, conservation, maintenance and operation of water supply systems and sewage services, collection works, drainage and wastewater treatment.	100%	100%	-	-	25/08/1995
Ecoagua de Torreón S.A. de C.V.		México	Dedicated to providing wastewater treatment operation services from any source, whether municipal or domestic, as well as activities related to wastewater treatment.	100%	100%	-	-	25/10/1999
Proyectos de Ingeniería Corporativa S.A. de C.V.		México	Provision of design services, engineering in general or construction, professional and technical services tending to operate, manage, direct and in general carry out all the activities that are necessary for the development of activities of any company of a commercial, industrial or of services, in its modality of physical or moral person.	100%	100%	-	-	1/08/2008
Corporación de Personal Administrativo S.A. de C.V.		México	Provision of professional services tending to operate, manage, direct and in general carry out all the activities that are necessary for the development of activities of any company of a commercial, industrial or service type in its modality of natural or legal person, as well as also the administration, selection, hiring and exchange of personnel who perform functions within the facilities of the applicant companies.	100%	100%	-	-	1/08/2008

Name of the subsidiary		Location (Country)	Principal activity	Percentage of ownership and voting rights		Non-controlling party share percentage		Creation date
				2023	2022	2023	2022	
Aguas de Antofagasta S.A.		Chile	Construction and operation of public services for the production and distribution of potable water and the collection and disposal of sewage through the operation of the sanitary concessions of the Empresa de Servicios Sanitarios de Antofagasta SA (currently Econssa Chile SA), and the performance of other benefits related to said activities, all in the manner and conditions established in decrees with Force of Law numbers 382 and 70, both of the year 1998, of the Ministry of Public Works, and other pertinent regulations. For this, on December 29, 2003, Aguas de Antofagasta SA signed with the Empresa de Servicios Sanitarios de Antofagasta SA (current Empresa Concesionaria de Servicios Sanitarios SA - Econssa SA) the "Contract for the transfer of the right to operate sanitary concessions ", for a total term of 30 years from the date of subscription.	100%	100%	-	-	28/11/2003
Empresas Varias de Medellín S.A. E.S.P.		Colombia	Subsidiary dedicated to the provision of the public cleaning service within the framework of the integral management of solid waste.	99.93%	99.93%	0.07%	0.07%	11/01/1964
EPM Inversiones S.A.		Colombia	Dedicated to capital investment in national or foreign companies organized as public service companies.	99.9999996%	99.99%	0.01%	0.01%	25/08/2003
Maxseguros EPM Ltd.		Bermuda	Negotiation, contracting and management of reinsurance for policies that protect assets.	100.00%	100.00%	-	-	23/04/2008
Panamá Distribution Group S.A. - PDG		Panamá	Capital investment in companies.	100.00%	100.00%	-	-	30/10/1998
Distribución Eléctrica Centroamericana DOS S.A. - DECA II		Guatemala	It makes capital investments in companies that are dedicated to the distribution and commercialization of electrical energy and to provide telecommunications services.	100.00%	100.00%	-	-	12/03/1999

Name of the subsidiary		Location (Country)	Principal activity	Percentage of ownership and voting rights		Non-controlling party share percentage		Creation date
				2023	2022	2023	2022	
Inmobiliaria y Desarrolladora Empresarial de América S.A. (IDEAMSA)		Guatemala	Subsidiary dedicated to making investments in real estate.	80.90%	80.90%	19.10%	19.10%	15/06/2006
Promobiliaria S.A.		Panamá	Buy, sell, build, modify, manage, lease and in general enter into any contract for the disposal, improvement, use and usufruct of real estate not necessary for the operation of property of the companies that make up Grupo EPM.	100.00%	100.00%	-	-	8/09/2015
EPM Latam S.A.		Panamá	Make capital investments in companies.	100.00%	100.00%	-	-	17/05/2007
EPM Capital México S.A. de C.V.		México	It develops infrastructure projects related to energy, lighting, gas, telecommunications, sanitation, water treatment plants, sewerage, wastewater treatment, buildings, as well as its operation, studies and services.	100.00%	100.00%	-	-	4/05/2012
EPM Chile S.A.		Chile	It develops projects for energy, lighting, gas, telecommunications, sanitation, sewage treatment plants and wastewater treatment, as well as providing said services and participating in all types of public or private tenders and auctions.	100.00%	100.00%	-	-	22/02/2013
Inversiones y Proyectos Hidrosur SpA	(5)	Chile	Participate in all kinds of contests, tenders, auctions, whether public and/or private, in the purchase of shares in national or foreign companies. Make strategic alliances, joint venture associations and sign business collaboration agreements to participate in tenders, obtain concessions and/or authorizations. Provide all kinds of advice and services directly or indirectly related to the activities carried out and in which the company is involved.	100.00%	100.00%	-	-	16/12/2014
Tecnología Intercontinental S.A. de C.V. TICSÁ	(6)	México	Dedicated to the study, development, promotion and execution of industrial projects, to the design, manufacture, assembly and assembly of machinery, the development of technology, including marketing, commercial representation and commerce in general.	100.00%	100.00%	-	-	28/07/1980

Name of the subsidiary		Location (Country)	Principal activity	Percentage of ownership and voting rights		Non-controlling party share percentage		Creation date
				2023	2022	2023	2022	
ENSA Servicios S.A.		Panamá	Provision of technical, commercial and any other complementary services to the provision of electricity service, without limiting other similar, related and/or compatible services that constitute added value to the activities described.	51.16%	51.16%	48.84%	48.84%	29/11/2017
Somos Servicios Integrados S.A.S.	(10)	Panamá	Integrate commercial establishments to promote digital commerce in an agile, secure and reliable way for clients/users of the Colombian society Empresas Públicas de Medellín E.S.P., its affiliates and subsidiaries; Likewise, offer financing alternatives to clients/users of the Colombian company Empresas Públicas de Medellín E.S.P., its affiliates and subsidiaries for the acquisition of goods and services, offer loyalty programs and new business models, which generate value and significant improvements. in the daily lives of people, companies and cities.	100%	-	-	-	01/09/2023
FID 20431 SOMOS EPM (antes Patrimonio Autónomo Financiación Social)	(7)	Colombia	Manage the resources and payments of the social financing program created to facilitate the purchase of household appliances, gas appliances and products related to information technology for users.	100.00%	100.00%	-	-	14/04/2008
FID 20432 SOMOS CHEC	(7)	Colombia	Manage the resources and payments of the social financing program created to facilitate the purchase of household appliances, gas appliances and products related to information technology for users.	80.10%	80.10%	19.90%	19.90%	10/11/2020
FID 20433 SOMOS EDEQ	(7)	Colombia	Manage the resources and payments of the social financing program created to facilitate the purchase of household appliances, gas appliances and products related to information technology for users.	92.85%	92.85%	7.15%	7.15%	10/11/2020
FID 20434 SOMOS ESSA	(7)	Colombia	Manage the resources and payments of the social financing program created to facilitate the purchase of household appliances, gas appliances and products related to information technology for users.	74.05%	74.05%	25.95%	25.95%	10/11/2020

Name of the subsidiary		Location (Country)	Principal activity	Percentage of ownership and voting rights		Non-controlling party share percentage		Creation date
				2023	2022	2023	2022	
FID 269 CONSIGUELO CREDIEEGSA	(8)	Guatemala	Manage the resources and payments of the social financing program created to facilitate the purchase of household appliances, gas appliances and products related to information technology for users.	80.90%	80.90%	19.10%	19.10%	5/01/2022
FID 20435 SOMOS CENS	(9)	Colombia	Manage the resources and payments of the social financing program created to facilitate the purchase of household appliances, gas appliances and products related to information technology for users.	91.52%	-	8.48%	-	30/09/2022

- (1) Subsidiary acquired by the EPM Group through a share purchase and sale transaction perfected on October 1, 2020. On September 29, 2023, capitalization was made for COP 350,000, in which only EPM participated.
- (2) On November 23, 2020, EPM capitalized Aguas Nacionales EPM S.A. E.S.P. for \$113,397.
- (3) In December 2020, EPM capitalized Aguas Regionales EPM S.A. E.S.P. for \$13,587, such capitalization was made in two rounds with payments made on December 28, 2020 for \$10,087 and on January 6, 2021 for \$3,500, in accordance with the terms of the share subscription regulations.
- (4) In April 2022, EPM capitalized Aguas de Malambo S.A. E.S.P. with a cash contribution of \$2,000 and the treasury credit (plus interest) that had been granted to such subsidiary for a total amount of \$757. During 2023, capitalizations have totaled COP 2,043 in five tranches.
- (5) On December 16, 2020, EPM Chile S.A. capitalized Inversiones y Proyectos Hidrosur SpA. for USD \$15,500,000 (COP\$ 53,723).
- (6) In June 2021 EPM Capital México S.A. de C.V. capitalized Tecnología Intercontinental S.A. de C.V. TICSa for MXN 3,832,352 (COP\$ 723).
- (7) Autonomous patrimony (structured entity) administered under mercantile trust agreement No. FID 4-2-2043 We are EPM Group Loyalty and Relationship Program, signed with Fiduciaria de Occidente S.A. on November 10, 2020.
- (8) Autonomous patrimony (structured entity) administered under the mercantile trust contract No. 269 - management and investment trust, signed with the INTERBANCO Trust on January 5, 2022.
- (9) Autonomous patrimony (structured entity) administered under the mercantile trust agreement No. FID 4-2-2043 We are EPM Group Loyalty and Relationship Program, signed with Fiduciaria de Occidente S.A. on August 8, 2022.
- (10) On September 1, 2023, the company SOMOS SERVICIOS INTEGRADOS S.A. was incorporated, with domicile in the Republic of Panama, under Public Deed 5436 of the Fifth Notary of the Circuit of Panama.

The financial information of the Group's subsidiaries with significant non-controlling interests as of the date of the reporting period is as follows:

September 30, 2023	Current Assets	Non-current assets	Current liabilities	Non-current liabilities	Ordinary income	Period Result	Other Comprehensive income	Total end result	Statement of cash flows
						continued operations			
Elektra Noreste S.A. (ENSA)	843,043	2,635,307	1,378,647	1,087,012	2,323,063	147,687	(175,458)	(27,771)	39,655
Empresa Eléctrica de Guatemala S.A. (EEGSA)	997,954	1,971,503	632,898	894,645	2,471,724	205,685	(230,745)	(25,060)	45,432
Electrificadora de Santander S.A. E.S.P. (ESSA)	544,417	1,998,064	513,329	965,366	1,542,470	176,554	-	176,554	176,480
Centrales Eléctricas del Norte de Santander S.A. E.S.P. (CENS)	459,654	1,102,126	374,094	667,699	1,044,043	64,353	-	64,353	82,266
Distribuidora Eléctrica del Sur S.A. de C.V. (DELSUR)	393,601	500,410	343,636	352,263	1,159,972	77,437	(35,466)	41,971	69,958
Central Hidroeléctrica de Caldas S.A. E.S.P. (CHEC)	520,158	1,047,744	400,287	561,597	955,882	153,002	6,282	159,284	63,681
Comercializadora Eléctrica de Guatemala S.A. (COMEGSA)	155,966	1,178	54,191	14,703	585,982	13,875	(17,319)	(3,444)	21,361
Empresa de Energía del Quindío S.A. E.S.P. (EDEQ)	133,148	328,585	134,584	132,016	319,567	39,567	(26)	39,541	40,824
Transportista Eléctrica Centroamericana S.A. (TRELEC)	68,012	1,332,981	99,132	451,775	180,802	92,483	(154,614)	(62,131)	460
Aguas Regionales EPM S.A. E.S.P.	44,148	239,105	40,570	93,233	66,775	7,425	-	7,425	17,331
Other participations ⁽¹⁾	1,088,346	5,383,305	747,202	849,291	826,017	568,660	(57,565)	511,095	607,282

Amounts stated in millions of Colombian pesos -

December 31, 2022	Current Assets	Non-current assets	Current liabilities	Non-current liabilities	Revenue	Profit for the period	Other Comprehensive income	Total comprehensive income	Cash Flows
						continued operations			
Elektra Noreste S.A. (ENSA)	1,007,275	3,096,810	1,875,982	1,186,262	2,834,416	159,300	149,880	309,180	23,576
Empresa Eléctrica de Guatemala S.A. (EEGSA)	1,096,867	2,330,707	717,690	1,046,268	3,000,623	228,654	238,558	467,212	37,470
Electrificadora de Santander S.A. E.S.P. (ESSA)	577,446	1,984,427	561,812	995,654	1,712,098	234,348	16,477	250,825	198,425
Centrales Eléctricas del Norte de Santander S.A. E.S.P. (CENS)	427,632	1,048,152	326,678	600,475	1,232,156	131,200	19,838	151,038	65,477
Distribuidora Eléctrica del Sur S.A. de C.V. (DELSUR)	289,802	594,578	332,450	343,589	1,469,927	54,227	29,123	83,350	23,108
Central Hidroeléctrica de Caldas S.A. E.S.P. (CHEC)	372,040	1,025,435	280,773	510,668	1,103,095	201,461	3,075	204,536	35,340
Comercializadora Eléctrica de Guatemala S.A. (COMEGSA)	173,355	1,449	43,577	17,229	614,015	20,921	14,975	35,896	10,591
Empresa de Energía del Quindío S.A. E.S.P. (EDEQ)	149,140	258,604	108,026	109,432	354,021	48,817	1,854	50,671	25,006
Transportista Eléctrica Centroamericana S.A. (TRELEC)	101,119	1,555,387	181,804	535,938	220,336	110,902	140,630	251,532	1,421
Aguas Regionales EPM S.A. E.S.P.	46,019	216,253	38,006	82,243	84,204	2,305	-	2,305	13,181
Other participations ⁽¹⁾	869,020	5,171,996	565,250	774,544	934,591	672,370	37,315	709,685	508,536

Amounts stated in millions of Colombian pesos -

September 30, 2022	Current Assets	Non-current assets	Current liabilities	Non-current liabilities	Ordinary income	Period Result	Other Comprehensive income	Total end result	Statement of cash flows
						continued operations			
Elektra Noreste S.A. (ENSA)	1,010,178	2,928,302	1,268,851	1,574,442	2,075,809	121,265	131,068	252,333	189,160
Empresa Eléctrica de Guatemala S.A. (EEGSA)	989,810	2,181,517	580,023	1,085,133	2,109,767	159,841	149,927	309,768	21,450
Electrificadora de Santander S.A. E.S.P. (ESSA)	646,133	1,912,755	680,900	953,366	1,270,997	171,041	-	171,041	277,356
Centrales Eléctricas del Norte de Santander S.A. E.S.P. (CENS)	367,078	1,022,501	291,818	575,026	911,858	125,141	-	125,141	47,494
Distribuidora Eléctrica del Sur S.A. de C.V. (DELSUR)	346,108	541,713	349,695	352,583	1,063,068	43,074	17,478	60,552	23,661
Central Hidroeléctrica de Caldas S.A. E.S.P. (CHEC)	390,202	988,909	293,251	515,287	811,360	176,085	(7,008)	169,077	70,797
Comercializadora Eléctrica de Guatemala S.A. (COMEGSA)	154,324	1,412	40,333	16,383	456,374	11,895	9,022	20,917	18,293
Empresa de Energía del Quindío S.A. E.S.P. (EDEQ)	133,944	249,772	88,997	110,162	263,648	44,948	(6)	44,942	28,300
Transportista Eléctrica Centroamericana S.A. (TRELEC)	105,755	1,440,855	91,277	602,673	151,466	76,032	89,397	165,429	114
Aguas Regionales EPM S.A. E.S.P.	33,120	214,887	30,590	64,978	63,167	12,720	-	12,720	9,208
Other participations ⁽¹⁾	937,690	4,937,453	618,645	717,036	709,339	505,235	44,692	549,927	460,497

Amounts stated in millions of Colombian pesos -

- ⁽¹⁾ Corresponds to investments in subsidiaries where the non-controlling interest is not significant in terms of its equity interest and/or the amount of the financial figures of each entity, and includes the following subsidiaries: Hidroecológica del Teribe S.A., Enérgica S.A., Credieegsa S.A., Aguas Nacionales EPM S.A. E.S.P., Empresa de Aguas del Oriente Antioqueño S.A. E.S.P., Aguas de Malambo S.A. E.S.P., Empresas Varias de Medellín S.A. E.S.P., EPM Inversiones S.A., Inmobiliaria y Desarrolladora Empresarial de América S.A., Innova Tecnología y Negocios S.A. de C.V. y Almacenaje y Manejo de Materiales Eléctricos S.A.

The results for the period, dividends paid, and equity assigned to non-controlling interests as of the date of the reporting period are as follows:

Non-controlling participations	September 30, 2023			
	Equity	Profit or loss	Other Comprehensive Income	Dividends paid
Elektra Noreste S.A. (ENSA)	494,347	72,125	-	20
Electrificadora de Santander S.A. E.S.P. (ESSA)	276,085	45,821	-	30,429
Empresa Electrica de Guatemala S.A. (EEGSA)	275,376	39,282	(275)	28,047
Central Hidroelectrica de Caldas S.A. E.S.P. (CHEC)	120,592	30,446	1,250	-
Transportista Electrica Centroamericana S.A. (TRELEC)	162,349	17,662	-	4,790
Centrales Electricas del Norte de Santander S.A. E.S.P.	44,100	5,458	-	7,880
Distribuidora de Electricidad del Sur S.A. de C.V. (DELSUR)	26,567	10,546	-	44
Aguas Regionales EPM S.A. E.S.P.	38,012	1,889	-	-
Comercializadora Electrica de Guatemala S.A. (COMEGSA)	16,854	2,650	-	4,688
Empresa de Energia del Quindio S.A. E.S.P. (EDEQ)	13,943	2,827	(2)	2,479
Other uncontrolled participations ⁽¹⁾	29,697	8,032	1	8,281

- Amounts stated in millions of Colombian pesos -

Non-controlling participations	September 30, 2022			
	Equity	Profit or loss	Other Comprehensive Income	Dividends paid
Elektra Noreste S.A. (ENSA)	534,597	59,221	-	11
Electrificadora de Santander S.A. E.S.P. (ESSA)	239,967	44,390	-	30,554
Empresa Electrica de Guatemala S.A. (EEGSA)	287,648	30,526	171	25,647
Central Hidroelectrica de Caldas S.A. E.S.P. (CHEC)	113,539	35,039	(1,394)	22,941
Transportista Electrica Centroamericana S.A. (TRELEC)	162,841	14,521	-	2,872
Centrales Electricas del Norte de Santander S.A. E.S.P.	44,333	10,613	-	-
Distribuidora de Electricidad del Sur S.A. de C.V. (DELSUR)	24,820	5,641	-	10,119
Aguas Regionales EPM S.A. E.S.P.	38,772	3,235	-	-
Comercializadora Electrica de Guatemala S.A. (COMEGSA)	18,911	2,272	-	4,085
Empresa de Energia del Quindio S.A. E.S.P. (EDEQ)	13,187	3,212	-	2,863
Other uncontrolled participations ⁽¹⁾	30,306	7,341	(1)	7,369

- Amounts stated in millions of Colombian pesos -

⁽¹⁾ Corresponds to investments in subsidiaries where the non-controlling interest is not significant and includes the following companies: Inmobiliaria y Desarrolladora Empresarial de América S.A., Enérgica S.A., Aguas de Malambo S.A. E.S.P., Empresa de Aguas del Oriente Antioqueño S.A. E.S.P., Hidroecológica del Teribe S.A., Crediegsa S.A., Aguas Nacionales EPM S.A. E.S.P., Empresas Varias de Medellín S.A. E.S.P. and Almacenaje y Manejo de Materiales Eléctricos S.A.

8.1 Significant restrictions

As of September 30, 2023, and 2022, the Group has no significant restrictions to access or use the assets, settle liabilities of the Group, nor do the non-controlling interests have protective rights that may restrict the Group's ability to access or use the assets and settle the liabilities of the subsidiaries or restrict dividends and other capital distributions.

8.2 Consolidated structured entities

As of September 30, 2023, and 2022, the Group has the following consolidated structured entities:

Structured Entity	September 30, 2023			
	Participation in the entity	Total Assets	Total liabilities	Net result of the period
FID 20431 SOMOS EPM (antes Patrimonio Autónomo Financiación Social)	100%	264,456	4,419	39,384
FID 20432 SOMOS CHEC	80.10%	32,289	1,183	3,431
FID 20433 SOMOS EDEQ	92.85%	9,162	493	839
FID 20434 SOMOS ESSA	74.05%	14,488	1,201	694
FID 269 CONSÍGUELO	80.90%	5,026	676	(984)
FID 20435 SOMOS CENS	91.52%	2,351	140	171

Amounts stated in millions of Colombian pesos -

Structured Entity	December 31, 2022			
	Participation in the entity	Total Assets	Total liabilities	Net result of the period
FID 20431 SOMOS EPM (antes Patrimonio Autónomo Financiación Social)	100%	238,799	18,146	26,945
FID 20432 SOMOS CHEC	80.10%	28,501	825	2,243
FID 20433 SOMOS EDEQ	92.85%	7,237	407	401
FID 20434 SOMOS ESSA	74.05%	8,432	(161)	(452)
FID 269 CONSÍGUELO	80.90%	2,121	404	(2,001)
FID 20435 SOMOS CENS	91.52%	979	(5)	29

Amounts stated in millions of Colombian pesos -

The Group has no obligation to provide financial support to the above structured entities.

8.3 Loss of control of subsidiaries

As of September 30, 2023 and 2022, there were no transactions or economic events implying the loss of control of subsidiaries.

Note 9. Investments in associates

The details of the Group's investments in associates as of the date of the reporting period are as follows:

Associate name	Location (Country)	Main activity	Percentage of participation and voting rights		Creation date
			Septiembre 30 de 2023	Diciembre 31 de 2022	
Hidroeléctrica Ituango S.A. E.S.P.	Colombia	Promotion, design, construction, operation, maintenance and commercialization of energy at the national and international level of the Pescadero Hituango Hydroelectric Power Plant	46.45%	46.45%	8/06/1998
Hidroeléctrica del Río Aures S.A. E.S.P. ⁽¹⁾	Colombia	Generation and commercialization of electric power through a hydroelectric power plant, located in the jurisdiction of the municipalities of Abejorral and Sonson. Of the Department of Antioquia	8.43%	11.81%	14/05/1997
UNE EPM Telecomunicaciones S.A.	Colombia	Provision of telecommunications services Information and communication technologies Information services and follow-up activities.	50.00%	50.00%	23/06/2006
Inversiones Telco S.A.S.	Colombia	Invest in companies whose social objects are based on the provision of business process outsourcing (BPO) services for companies, especially but not limited to telecommunications companies.	50.00%	50.00%	5/11/2013

⁽¹⁾ In January 2023, a capitalization was presented in Hidroeléctrica del Río Aures S.A. E.S.P., in which EPM did not participate and consequently its participation is reduced.

As of September 2023, it is reclassified to a non-controlled investment due to the resignation in the representation of this company's board of directors.

The value of investments in associates as of the date of the reporting period is as follows:

Associate	September 30, 2023				December 31, 2022				
	Investment value				Investment value				
	Cost	Equity metod	Impairment	Total	Cost	Equity metod	Impairment	Dividends	Total
UNE EPM Telecomunicaciones S.A.	2,342,488	(1,542,306)	-	800,182	2,342,488	(1,282,346)	-	-	1,060,142
Inversiones Telco S.A.S.	55,224	19,759	-	74,983	55,224	26,554	-	(8,167)	73,611
Hidroeléctrica Ituango S.A. E.S.P.	34,313	(10,373)	(6,420)	17,520	34,313	(10,612)	(6,420)	-	17,281
Hidroeléctrica del Río Aures S.A. E.S.P.	-	-	-	-	2,478	86	-	-	2,564
Total investments in associates	2,432,025	(1,532,920)	(6,420)	892,685	2,434,503	(1,266,318)	(6,420)	(8,167)	1,153,598

Amounts stated in millions of Colombian pesos -

The detail of the equity method recognized in income for the period and in other comprehensive income for the period is as follows:

Associated	September 30, 2023		December 31, 2022		
	Period equity method	Total	Period equity method		Total
	Period Result		Period Result	Other comprehensive result	
UNE EPM Telecomunicaciones S.A.	(262,757)	(262,757)	(133,657)	-	(133,657)
Inversiones Telco S.A.S.	1,022	1,022	3,148	-	3,148
Hidroeléctrica Ituango S.A. E.S.P.	239	239	(356)	-	(356)
Hidroeléctrica del Río Aures S.A. E.S.P.	-	-	(25)	-	(25)
VE Servicios de Eficiencia Energética S.A.S.	-	-	(29)	(4)	(33)
Total	(261,496)	(261,496)	(130,919)	(4)	(130,923)

Amounts stated in millions of Colombian pesos -

The financial information of the Group's significant associates at the date of the reporting period is as follows. All associates are accounted for by the equity method in the consolidated financial statements:

September 30, 2023	Current Assets	Non-current assets	Current liabilities	Non-current liabilities	Ordinary income	Period Result	Other comprehensive result	Total comprehensive income	Dividend income
						Continued operations			
UNE EPM Telecomunicaciones S.A.	1,077,304	9,228,000	2,986,794	7,296,179	3,627,257	(526,418)	-	(526,418)	-
Inversiones Telco S.A.S.	191,530	106,642	111,933	36,868	352,951	2,043	-	2,043	-
Hidroeléctrica Ituango S.A. E.S.P.	40,379	14,376	2,393	853	977	977	-	977	-
Hidroeléctrica del Río Aures S.A. E.S.P.	5,439	16,675	181	-	-	(105)	-	(105)	-

Amounts stated in millions of Colombian pesos -

December 31, 2022	Current Assets	Non-current assets	Current liabilities	Non-current liabilities	Ordinary income	Period Result	Other comprehensive result	Total comprehensive income	Dividend income
						Continued operations			
UNE EPM Telecomunicaciones S.A.	1,111,351	8,429,365	2,849,791	6,133,304	5,436,328	(473,812)	-	(473,812)	-
Inversiones Telco S.A.S.	195,575	125,656	115,996	58,010	561,016	8,982	-	8,982	8,167
Hidroeléctrica Ituango S.A. E.S.P.	37,911	65,565	1,550	50,928	1,748	1,720	-	1,720	-
Hidroeléctrica del Río Aures S.A. E.S.P.	5,439	16,675	181	-	-	(105)	-	(105)	-

Amounts stated in millions of Colombian pesos -

The financial information of these companies, which is the basis for applying the equity method, is prepared under Colombian Accepted Accounting and Financial Reporting Standards (NCIF) and adjusted to the Group's accounting policies.

Significant restrictions

As of September 30, 2023, and 2022, the Group has no significant restrictions on investments in associates related to the transfer of funds to the Group in the form of cash dividends, or repayment of loans or advances made by the Group, except for the case of UNE EPM Telecomunicaciones S.A., in which it will be mandatory to distribute to the shareholders of UNE EPM Telecomunicaciones S.A., which is a subsidiary of the Group, in which it shall be mandatory to distribute as a dividend at least fifty percent (50%) of the net profit for the period after appropriations and/or legal, statutory, and occasional reserves, provided that the level of consolidated financial indebtedness does not exceed 2 times the EBITDA for the same period.

Note 10. Trade and other receivables

Details of the Group's trade and other receivables as of the reporting periods are as follows:

Trade and other accounts receivable	September 2023	December 2022
Non-current		
Public service Debtors ⁽¹⁾	3,017,555	1,958,242
Value-of-the-public services Depreciation	(820,974)	(576,453)
Employee loans	174,116	167,792
Value-based loans employees Depreciation	(68)	(41)
Dividends and shares receivable ⁽²⁾	40,385	-
Contracts for the management of public services	581,739	712,417
Other services	39	36
Other Debtors Receivable	170,949	202,107
Value-based other loans Depreciation	(23,056)	(22,929)
Non-current total	3,140,685	2,441,171
Current		
Public service Debtors ⁽¹⁾	8,559,033	8,492,921
Value-of-the-public services Depreciation	(2,394,228)	(1,915,981)
Employee loans	57,446	56,552
Value-based loans employees Depreciation	(67)	(79)
Other contracts with customers	11,885	5,140
Dividends and shares receivable ⁽²⁾	48,688	17
Contracts for the management of public services	113,383	113,661
Indemnities ⁽³⁾	8,079	7,056
Other services	526,675	418,202
Other Debtors Receivable	1,185,552	798,037
Value-based other loans Depreciation	(531,178)	(470,764)
Total current	7,585,268	7,504,762
Total	10,725,953	9,945,933

- Amounts stated in millions of Colombian pesos -

The total portfolio presented an increase of \$780,020 equivalent to 7.84%, mainly explained by the following reasons:

- ⁽¹⁾ Accounts receivable from debtors of public services do not generate interest and the term for their collection is generally 12 days, except for the non-current portfolio originated by the constitution of long-term financing plans for the connection of new customers to the system, or as a consequence of financing plans for the recovery of the portfolio.

Its increase of \$1,125,425 is mainly explained by 65% of the estimated recognition of the commercial operation of the tariff option, 18% by the sale of energy, gas in the stock market pending payment by XM as a guarantee for the entry into operation. of turbines 3 and 4 of the Central Hidroituango tariff option, and the rest, to a large extent, due to an increase in accounts receivable corresponding to the consumption of public services.

Note: The tariff option allows moderating abrupt tariff increases by accumulating balances paid by the user at a later date, over a longer period of time. The behavior of this account receivable is as follows:

Subsidiary	Date	Capital balance	Interes balance	Cumulative total
AFINIA	December 2022	1,159,751	76,474	1,236,225
	September 2023	208,167	172,643	380,810
EPM	December 2022	530,706	39,155	569,861
	September 2023	87,798	78,950	166,748
CENS	December 2022	144,327	926	145,253
	September 2023	11,732	30,943	42,675
CHEC	December 2022	74,648	5,302	79,950
	September 2023	52,842	14,297	67,139
ESSA	December 2022	103,180	868	104,048
	September 2023	34,797	16,344	51,141
EDEQ	December 2022	44,221	473	44,694
	September 2023	20,105	7,375	27,480
Total Grupo EPM		2,472,274	443,750	2,916,024

- Amounts stated in millions of Colombian pesos -

(2) The COP 356,357 increase in the dividends and participations receivable account is mainly due to an account receivable from the subsidiary Afinia to EPM parent company, for an approximate capitalization of \$350,000 million, disbursement made by EPM in October 2023.

(3) In the contracts account for the management of public services, the variation of \$130,956 corresponds to the subsidiary TICSa, for accounts receivable from the company Ecosistema de Lerdo where the agency does not recognize the rates established in the contract, which currently is in litigation.

(4) In the other services account, the COP 108,476 increase was mainly due to increased construction projects for wastewater treatment plants in the subsidiary TICSa.

(5) The increase of \$89,056 in the dividends and shares receivable account is due to the accrual of dividends declared in 2023 in favor of EPM, corresponding to investments in ISA \$85,118 and Sociedad de Gas del Oriente for \$3,955.

Long-term trade receivables are measured mainly at amortized cost under the effective interest rate method and short-term accounts receivable are presented at their nominal amount, except for the accounts receivable measured at fair value of: i) Municipality of Rionegro, originated by the merger with Empresas Públicas de Rionegro. For their valuation, the discounted cash flow payments are considered, applying the weekly rates for 360-day CDTs published by Banco de la República, and ii) the account receivable associated with the contract for the firm supply of liquid fuel (ACPM) for the Termoeléctrica

La Sierra and Termodorada plants, which is updated according to the value of the fuel unit stipulated in the contract.

Trade receivable from reinsurance activity

The Group defined that the business model for accounts receivable is to receive contractual cash flows, for which reason they are initially measured at fair value and subsequently measured at amortized cost, using the effective interest rate.

The detail of accounts receivable reinsurance activity is as follows:

Accounts receivable reinsurance activity	September 2023	December 2022
Insurance and reinsurance services ⁽¹⁾	33,200	1,334
Total	33,200	1,334

- Amounts stated in millions of Colombian pesos -

⁽¹⁾ This amount is distributed among reinsurers as follows Seguros Generales Suramericana and Allianz, as follows:

Main reinsurers	September 2023	December 2022
Seguros Generales Suramericana	30,042	1,334
Allianz	3,158	-
Total	33,200	1,334

- Amounts stated in millions of Colombian pesos -

The variation from one period to another corresponds to the registration of the renewal of the Property (Major Damages, Terrorism), Crime (IRF), E&O, GL (Civil Liability EPM and subsidiaries) and Cyber programs.

Impairment of trade receivables

The Group measures the allowance for expected losses over the life of the asset using the simplified approach, which consists of taking the present value of credit losses arising from all possible default events at any time during the life of the transaction.

This alternative is taken since the volume of customers handled by the Group is very high and the measurement and control of risk in stages may lead to errors and an underestimation of impairment.

The expected credit loss model corresponds to a forecasting tool that projects the probability of default or non-payment of the portfolio within the next twelve months. Each obligation is assigned an individual probability of non-payment that is calculated from a probability model, which involves sociodemographic, product and behavioral variables.

Although the impairment forecast for the annual period is obtained based on the customer's payment behavior data contained during the period in question, the same does not occur when the impairment of the monthly periods comprising the annual period is recorded. In the latter case, the impairment recorded for the month evaluated is that obtained with the payment behavior data of the previous month.

As of the cut-off date, the aging analysis of accounts receivable at the end of the reporting period that are impaired is as follows:

Accounts receivable aging	September 2023		December 2022	
	Gross book value	Expected credit losses over the lifetime	Gross book value	Expected credit losses over the lifetime
Public service debtors				
Current	8,404,583	(1,191,793)	7,673,876	(846,414)
Less than 30 days	828,441	(72,419)	822,184	(64,816)
30-60 days	213,465	(61,409)	198,777	(55,224)
61-90 days	220,231	(69,720)	181,852	(53,979)
91-120 days	99,278	(67,957)	100,263	(70,961)
121-180 days	199,015	(185,222)	170,474	(141,178)
181-360 days	435,529	(391,505)	319,316	(303,563)
Greater than 360 days	1,176,046	(1,175,177)	984,421	(956,299)
Total debtors for public services	11,576,588	(3,215,202)	10,451,163	(2,492,434)
Other debtors				
Current	1,344,445	(89,618)	906,038	(33,737)
Less than 30 days	99,391	(7,728)	103,928	(11,891)
30-60 days	19,121	(5,538)	35,035	(10,377)
61-90 days	14,569	(13,230)	17,985	(6,683)
91-120 days	29,561	(3,313)	14,886	(5,370)
121-180 days	45,144	(8,282)	47,577	(13,844)
181-360 days	151,673	(33,322)	123,987	(26,676)
Greater than 360 days	1,215,031	(393,337)	1,231,582	(385,236)
Total Other Debtors	2,918,935	(554,368)	2,481,018	(493,814)
Total debtors	14,495,523	(3,769,570)	12,932,181	(2,986,248)

- Amounts stated in millions of Colombian pesos -

With respect to the age of delinquency of the portfolio, it can be observed that the portfolio is mainly concentrated in an age range without delinquency or in effect, both for "public utility receivables," corresponding to the accounts receivable related to the estimates of the commercial operation of energy, gas and the tariff option, and "other receivables" Mainly for the provision of services and contracts to manage public utilities of the affiliate TICSa. Under the "other debtors" heading there are also significant balances for the provision of Social Financing services.

In the impairment of the portfolio, public utility receivables is mainly in the age range of over 360 days due to bearing the massive portfolio of the energy service and energy sales in bulk for public lighting, especially in the subsidiary AFINIA and the EPM Parent Company. Other receivables is in the age range of 181 to 360 days due to the impairment of accounts receivable from Ecoaguas de Torreón and Ecosistema de Lerdo of the subsidiary TICSa, corresponding to the uncollectibility of the contingent line of credit and non-compliance with the tariffs established in the contract, respectively.

In the deterioration of the portfolio, public services debtors, it is mainly concentrated in the current range and greater than 360 days. The first of them explained by the deterioration of the tariff option and the second due to the rolling of the massive portfolio of the energy service and the sale of energy in block for public lighting, especially in the subsidiary AFINIA and EPM Parent Company. In other receivables is in the age range more than 360 days, mainly related to accounts receivable of EPM from the Municipality of Bello as refund for the surplus paid in 2009 and by the bearing in the accounts receivable from Ecoaguas de Torreón and Ecosistema of Lerdo of the subsidiary TICSa, corresponding to the uncollectibility of the contingent credit line and the non-compliance with the rates contemplated in the contract, respectively

The reconciliation of the expected credit losses of the portfolio is as follows:

Expected credit losses over the life of the asset	September 2023	December 2022
Value correction at the beginning of the period	(2,986,248)	(2,466,152)
Impairment changes to the accounts receivable held at the beginning of the period	(557,876)	(665,629)
Financial assets not derecognized during the Period ⁽²⁾	207,846	621,226
New financial assets originated or purchased	(938,566)	(961,050)
Cancellations	449,462	492,560
Changes in Risk Models/Parameters	19,847	27,715
Difference in change and other movements	35,966	(34,918)
Final Drive Account Balance ⁽¹⁾	(3,769,569)	(2,986,248)

Amounts stated in millions of Colombian pesos -

- (1) The value of the accumulated impairment reflected an increase of \$783,323, mainly explained by the rolling into the default age of the portfolio of massive energy billing, block energy sales and rate options. The deterioration of this last concept is detailed below:

Subsidiary	Date	Cumulative total
AFINIA	December 2022	(262,054)
	September 2023	(97,572)
EPM	December 2022	(102,193)
	September 2023	(111,867)
CENS	December 2022	(12,829)
	September 2023	(30,526)
CHEC	December 2022	(9,213)
	September 2023	(13,599)
ESSA	December 2022	(5,359)
	September 2023	(44,337)
EDEQ	December 2022	(5,211)
	September 2023	(10,818)
Total Grupo EPM		(705,578)

On the other hand, the portfolio reconciliation is as follows:

Accounts receivable balance	September 2023	December 2022
Financial assets initial balance	12,932,181	11,626,614
New financial assets originated or purchased	46,006,704	52,475,698
Financial asset write-offs	(44,164,656)	(50,836,533)
Derecognized financial assets	(207,846)	(621,226)
Valuation at amortized cost	(11,552)	86,345
Other changes	(59,308)	201,283
Final Drive Account Balance⁽¹⁾	14,495,523	12,932,181

- Amounts stated in millions of Colombian pesos -

⁽¹⁾ The COP 1,563,342 variation corresponds to accounts receivable for estimated energy, gas, the tariff option and dividends.

The Group writes off, against the impairment recognized in an allowance account, the values of impaired financial assets when:

- The trade receivable recorded do not represent certain rights, goods or obligations for the entity.
- It is not possible to collect the right or obligation through coercive or judicial jurisdiction.
- It is not possible to legally impute the value of the portfolio to any person, natural or legal.
- Once the cost-benefit ratio has been evaluated and established, it is more expensive to pursue the collection process than the value of the obligation.

The Group recognizes all impairment losses through an allowance account rather than directly.

Responsible instances for punishment write-off

The write-off is approved in each company by the person, committee or agency that has the corresponding authorization.

Note 11. Other financial assets

The detail of other financial assets at the end of the period is as follows:

Other financial assets	September 2023	December 2022
Non current		
Derivatives designated as hedging instruments under hedge accounting		
Swap Contracts ⁽¹⁾	84,903	466,733
Futures contracts	56	
Total derivatives designated as hedging instruments under hedge accounting	84,959	466,733
Financial assets measured at fair value through profit or loss		
Fixed income securities	8,527	9,331
Equity securities	238,945	128,814
Fiduciary rights	327,244	316,773
Total financial assets measured at fair value through profit or loss	574,716	454,918
Financial assets designated to fair value through the other comprehensive income		
Equity instruments ⁽²⁾	1,507,246	2,100,071
Total financial assets designated to fair value through the other comprehensive income	1,507,246	2,100,071
Financial assets measured at amortized cost		
Fixed income securities	1,369	1,745
Total financial assets measured at amortized cost	1,369	1,745
Financial leasing	17,783	-
Total other non-current financial assets	2,186,073	3,023,468
Current		
Derivatives designated as hedging instruments under hedge accounting		
Futures contracts	19	-
Total derivatives designated as hedging instruments under hedge accounting	19	-
Financial assets measured at fair value through in profit or loss		
Derivatives that are not under hedge accounting ⁽³⁾	49,761	67,870
Fixed income securities ⁽⁴⁾	424,146	550,835
Investments pledged ⁽⁵⁾	4,782	233,004
Fiduciary rights	22,278	17,719
Total financial assets measured at fair value through profit or loss	500,967	869,428
Financial assets measured at amortized cost		
Fixed income securities	75,315	178,046
Total financial assets measured at amortized cost	75,315	178,046
Financial leasing	12,791	(1)
Total other current financial assets	589,092	1,047,473
Total other financial assets	2,775,165	4,070,941

- Amounts stated in millions of Colombian pesos -

(1) The change in fair value arises from the swaps rights under hedge accounting. The change arises from the 12.87% revaluation of the dollar year-to-date, which produced considerable devaluation of the swaps rights. Additionally, interest rate (IBR) yield curves increased considerably, which increased the value of obligations carried at fair value. .

(2) The decrease in equity instruments was mainly due to the reduction in the price of the shares of Interconexión Eléctrica S.A. E.S.P., since their fair value is determined by the market price, and an increase in the reclassification of the investment of Hidroeléctrica del Río Aures S.A. E.S.P. from associate to non-controlled investment amounting to COP 2,478.

(3) Corresponds to the weather derivative contracted to cover the existing risk of dry seasons that imply a decrease in hydraulic generation and the rise in energy prices on the stock market. This financial instrument is intended to provide protection to the organization when events materialize that may prevent the fulfillment of contractual commitments that imply buying energy on the stock market at market prices that may be unfavorable. With the weather derivative, part of this impact is transferred to the market, which would reduce the effect on the groups financial results.

⁽⁴⁾ The COP 126,689 decrease in fixed income securities for the month of September 2023 with respect to the balance of December 2022 is mainly due to two reasons:

Rearrangements in the investment portfolio account of the affiliate Aguas Nacionales, as well as the effect of the currency revaluation of the Colombian peso by COP 756, which affected the balances of the portfolio held by Maxseguros.

⁽⁵⁾ In pledged investments

the reduction is explained by the use of funds to pay for goods and services related to securities transactions held as collateral for the Central Hidroeléctrica Ituango SA ESP, which were no longer held in September 2023.

Financial assets designated at fair value through profit or loss are assets whose contractual cash flows are highly liquid. The Group classifies a financial asset in this category if it is mainly acquired to be sold in the short-term.

Financial assets at fair value through profit or loss are assets whose cash flows are highly liquid.

They include investments made to optimize surplus liquidity, i.e., all those resources that are not immediately used for the development of the activities that constitute the corporate purpose of the company. The investment of liquidity surpluses is made under the criteria of transparency, security, liquidity and profitability, under the guidelines of an adequate control and under market conditions without speculative purposes.

Conventional purchases and sales of financial assets are accounted for on the trade date.

11.1.1 Equity investments designated at fair value through profit or loss through comprehensive income

The detail of equity investments designated at fair value through other comprehensive income is as follows:

Equity investment	September 2023	December 2022
Interconexión Eléctrica S.A. E.S.P. ⁽¹⁾	1,457,071	2,052,213
Promioriente S.A. E.S.P.	39,541	39,541
Reforestadora Industrial de Antioquia S.A.	4,947	4,947
Hidroeléctrica del Rio Aures S.A. E.S.P.	2,478	-
Electrificadora del Caribe S.A. E.S.P.	1,385	1,385
Unidad de Transacciones SA. de C.V.	616	731
Other investments ⁽²⁾	1,208	1,254
Total	1,507,246	2,100,071
investments that remain recognized at the end of the period ⁽³⁾	178,222	77,059
Recognized dividends during the period	178,222	77,059

- Amounts stated in millions of Colombian pesos -

⁽¹⁾ As of September 30, 2023, the stock market price of Interconexión Eléctrica S.A. E.S.P. closed at \$14,910 (2022: \$21,000).

⁽²⁾ Includes investment in: Gestión Energética S.A. E.S.P., Terminal de Transporte de Bucaramanga S.A., Duke Energy Guatemala y Cía. S.A., Concentra Inteligencia en Energía S.A.S., Organización Terpel

S.A., Emgesa S.A. E.S.P., Banco Davivienda S.A., Sin Escombros S.A.S., Hotel Turismo Juana Naranjo, Orazul Energy, Compañía de Alumbrado Eléctrico de Santa Ana S.A., Central de Abastos de Cúcuta S.A., Fid Bancolombia PA Cadenalco, Fosfonorte S.A., Gestión Energética S.A. E.S.P., Compañía de Alumbrado Eléctrico de San Salvador S.A., Cenfer S.A., Credieegsa S.A., Empresa Distribuidora del Pacífico S.A. E.S.P., Banco Bilbao Vizcaya Argentaria Colombia S.A., Central Hidroeléctrica de Betania S.A. y Acerías Paz del Río S.A.

- ⁽³⁾ Corresponds to dividends recognized at September 30, 2023 of \$178,222(2022: \$77,059) which are disclosed in dividends from investments in the statement of cash flows.

The equity investments indicated in the table above are not held for trading purposes but are held for medium and long-term strategic purposes. The Group's management considers that the classification for these strategic investments provides more reliable financial information than reflecting the changes in their fair value immediately in the income statement for the period.

11.2 Reclassifications of financial assets

The Group has not made any changes in the business model of management and administration of financial assets; therefore no financial assets have been reclassified.

Note 12. Cash and cash equivalents

The composition of cash and cash equivalents at the end of the period is as follows:

Cash and cash equivalents	September 30, 2023	December 31, 2022
Cash in hand and banks	2,073,282	3,016,337
Other cash equivalents ⁽¹⁾	944,177	1,111,407
Total cash and cash equivalents presented in the statement of financial position	3,017,459	4,127,744
Total cash and cash equivalents presented in the statement of cash flows	3,017,459	4,127,744
Restricted cash and cash equivalents ⁽²⁾	356,957	299,174

- Amounts stated in millions of Colombian pesos -

- ⁽¹⁾ Includes restricted funds \$356,957 (2022: \$299,174) and cash equivalents \$587,220 (2022: \$812,232).

- ⁽²⁾ Of this \$128,036 (2022: \$89,065) corresponds to non-current restricted cash.

Cash investments mature within three months or less from the date of acquisition and earn interest at market rates for this type of investment.

The Group has restrictions on cash and cash equivalents as follows: As of September 30, 2023, the fair value of restricted cash equivalents is \$356,957 (2022: \$299,174).

Fund or EPM agreement	Destination	September 30, 2023	December 31, 2022
Sintraemsdes Housing Fund	To contribute to the acquisition of housing and the improvement of housing, of the servers that are beneficiaries of the conventional agreement between EPM and the unions.	42,987	30,641
Sinpro Housing Fund	To contribute to the acquisition of housing and the improvement of housing, of the servers that are beneficiaries of the conventional agreement between EPM and the unions.	33,869	31,456
Premium income Corpb. 6972005469	Attend to possible contingencies after the acquisition of EPRIO by EPM	7,826	7,133
Agreements on public lighting and sanitation rates with municipalities	Agreement to manage the resources of territorial entities for payment to municipalities with collection agreements for public lighting and cleaning fees, are resources exempt from 4x1000.	5,845	544
Ministry of Mines and Energy - Fondo Especial Cuota Fomento (Special Fund for Development Quota)	Co-financing agreement for the construction, distribution infrastructure and connection to lower-income users in the municipalities of Amaga, Santafé de Antioquia, Sopetran, San Jeronimo and Ciudad Bolivar. Compressed Natural Gas and connection to users of Don Matias, Entrerrios, San Pedro, Santa Rosa and Yarumal. Convention No 106: Construction of the infrastructure for connecting users of the Valley of Aburra, the Bee, the Union and the Retiro. Convention 179: Includes the municipality of Sonson.	5,811	5,565
Agreement account	Inter-administrative agreement CT-2022-000918, indigenous schools Government	5,439	-
Contract No. CT-2019-001105	Contract for the supply of energy and electric power for the unregulated market and support of contracts from energy distributor and distributor S.A. E.S.P, DICE S.A. E.S.P.	3,297	3,058
Sinpro Education Fund	To promote the welfare of the servers to meet the needs of payment of tuition, texts and endowment that are required to advance studies of own and of the family group.	2,656	2,621
Education Fund Sintraemsdes	To promote the welfare of the servers to meet the needs of payment of tuition, texts and endowment that are required to advance studies of own and of the family group.	2,478	2,063
Agreement SOMOS points	Provision of services for the operation of the key capabilities associated with the Points element of the Large-Scale Loyalty Program for the EPM Group.	2,078	1,928
Sintraemsdes Calamity Fund	Promote the well-being of your servers to meet your urgent and unforeseen needs or those of your primary family group.	1,835	1,683
Agreement account	Individual photovoltaic solar solutions	1,765	-

Fund or EPM agreement	Destination	September 30, 2023	December 31, 2022
Fondo Entidad Adaptada de Salud y Fondo Fosyga (Adapted Health Entity and Fosyga Fund)	Mechanism of control and follow-up to the collection of contributions from the contributory scheme of the General Social Security System in Health.	1,708	4,318
Calamity Fund Sinpro	Promote the well-being of your servers to meet your urgent and unforeseen needs or those of your primary family group.	1,554	1,476
Agreement account	Implementation of solar photovoltaic systems through the network "united by rural schools"	1,382	-
Framework Agreement Municipality of Medellín No. 4600049285	Construction by EPM of platforms and other road elements in the city center, taking advantage of the Centro Parrilla project, that is, the renovation of aqueduct and sewerage networks.	633	592
Villages Program	To take advantage of the wood that completes its cycle of maturation in the forests planted by EPM around its reservoirs, to build housing of social interest in the municipalities of Antioquia outside the Valley of Aburra and to deliver them to families of scarce resources, preferably in situations of forced or voluntary displacement.	611	571
Motorcycle Repair Fund	To promote the welfare of official workers who operate in the regional market and use motorcycles of their own for the performance of their duties.	373	368
Agreement account	Seizure due to judicial processes	239	-
Payment of OC solidarity contributions	The purpose of the account is to receive the transfer of solidarity contributions paid by other marketers, as well as the resources paid by the Ministry of Mines and Energy for subsidies for lower rates applied to users of the strata 1 energy service, 2 and 3.	151	-
Administration of resources for the construction of infrastructure in Madera for Emvarias in La Pradera sanitary landfill.	Management of resources for the construction of infrastructure in Wood for Emseveral in the sanitary landfill La Pradera.	95	87
Deposits Law 820	Guarantee required by the landlord to the tenant for payment of public services. According to Article 15 of Law 820 of 2003 and Regulatory Decree 3130 of 2003.	91	87
Municipality of Medellín - Land	Acquisition of sites identified and characterized within the protection zones of watersheds supplying aqueduct systems in the municipality of Medellín.	76	70
Judicial or administrative proceedings	Accounting garnishment by judicial or administrative proceedings	65	1,163
Municipality of Medellín - Aguas	Integrated water management for human consumption of the inhabitants of the municipality of Medellín.	29	27
EAS Accounts Copayments	Receipt of resources for moderating fees and co-payments in the EAS	12	316

Fund or EPM agreement	Destination	September 30, 2023	December 31, 2022
Agreement account	Coverage contemplated in the 2020 - 2023 Development Plan of the Government of Antioquia, EPM and the Department, the connection of approximately 186 electrical installations will be carried out with alternative energy related to individual photovoltaic systems - SISFV, in different subregions of the Department of Antioquia, contributing to the increase in rural electrification coverage and improving the quality of life of the most vulnerable population.	1	-
IDEA Agreement 4600003283	Join efforts to build gas home operations in the different subregions of the Department of Antioquia under the "Gas Without Borders" program.	1	1
Agreement 5 Indigenous Schools 2019-20	Co-finance the development of indigenous education centers within the framework of the Villages program to improve the quality of life of indigenous communities in the Department of Antioquia	-	112
Inter-administrative Agreement CT -2017-001388 (460007009)	Convention for the construction of 7 indigenous schools in 5 municipalities	-	26
Espíritu Santo	EPM - Holy Spirit Liquidation	-	64
Resources of the future Ituango hydroelectric power plant.	Receipt of the resources paid by the insurers AXA, SBS and SURA and whose destination is exclusive to the Hidroituango plant.	-	122
GNB Government of Antioquia	Cover the co-financing of up to 70% of the cost of household electrical installations of Tier 1 families in the different subregions of the department of Antioquia.	-	1,449
Total restricted resources EPM		122,907	97,541

- Amounts stated in millions of Colombian pesos -

CARIBEMAR Fund or agreement	Destination	September 30, 2023	December 31, 2022
Fidudavivienda CA 482800013450 - Caribe Mar and others	Infrastructure expansion	108,833	61,870
Encargo Fiduciario ECA - Prone Barrio SNB 9 D and others	Power network standardization program	12,947	14,230
Banco de Bogotá Cuentas 097372106; 097372098 and others	Management Housing loan account	7,382	20,885
F_Corfi CA 477013965 - FAER GGC 562 and others	Energy of interconnected rural areas	1,026	1,052
Total restricted resources CARIBEMAR		130,188	98,037

- Amount stated in millions of Colombian pesos -

Fund or agreement Grupo Ticsa México	Destination	September 30, 2023	December 31, 2022
Ecosistemas de Tuxtla S.A. de C.V.	Trust Bank of Bajio/Multiva	11,973	14,087
Aquasol Morelia S.A. de C.V.	Trust National Bank of Works and Trust Bank of Bajio 15892649	10,135	7,979
Ecosistemas de Colima S.A. de C.V.	Trust Bank of Bajio 15892649	8,185	7,648
Ecosistemas de Celaya S.A. de C.V.	Trust Bank of Bajio 15892649 and Trust National Bank of Works	2,398	2,676
Ecosistemas de Ciudad Lerdo S.A. DE C.V. (Ecoler)	Trust bank of Bajio	1,946	-
Tecnología Intercontinental S.A.P.I. DE C.V.	Extra 0511 Moflo	-	839
Total restricted resources Grupo Ticsa México		34,637	33,230
- Amount stated in millions of Colombian pesos -			

Fund or agreement Empresas Varias	Destination	September 30, 2023	December 31, 2022
Encargo FID 919301039524 - Pradera and others	Resources earmarked for Pradera payments	26,888	23,007
FL GNB 90630045830	Agreement with the Municipality of Medellín for the acquisition of Containers	4,439	-
FL ITAU 859060217 Renting hora	Delegated administration agreement with the municipality of Medellín, for the maintenance of green areas of the institutions of the municipality and its 5 co-regents	32	442
FL BBVA 423 Convenio Poda-Tala	Agreement with INDER for the washing of bridges and roofs of the stadium	32	32
Convenio 18-897796-47 EDU	Delegated administration agreement with the municipality of Medellín for the service of cutting green areas and pruning and cutting trees	28	26
FL Occidente INDER	Delegated administration agreement with the municipality of Medellín for the green area court service	4	4
Total restricted resources Empresas Varias		31,423	23,511

- Amount stated in millions of Colombian pesos -

Fund or agreement Aguas Nacionales	Destination	September 30, 2023	December 31, 2022
FL ITAU 859085263 and FL ITAU 859085270	Interventoria Project	16,156	8,425
Current account Bancolombia 536423 and Others	Project Aguas de Atrato	-	799
ITAU savings account 153148929	Ministry Project	-	163
Total restricted resources Aguas Nacionales		16,156	9,387

- Amount stated in millions of Colombian pesos -

Fund or agreement CENS	Destination	September 30, 2023	December 31, 2022
BBVA -Miniminas 756 and other	Carry out the execution of rural electrification works in the municipalities of the department of Norte de Santander.	4,104	18,959
Custody account BBVA XM Garantías Bancarias	Guarantee and compliance ties to cover energy purchase projects.	1,569	2,355
Revolving Housing Fund	Préstamos de vivienda empleados de CENS S.A.	1,059	903
Government- Davivienda Agreement and Others	Carry out the execution of rural electrification works in different municipalities	456	459
Total restricted resources CENS		7,189	22,676

- Amount stated in millions of Colombian pesos -

Fund or agreement EDEQ	Destination	September 30, 2023	December 31, 2022
FL Davivienda Housing Fund 136270148986 FL Fiduciedicorp Housing Fund 919301005560	Resources to improve the quality of life of workers through the provision of loans for the purchase and improvement of housing.	5,325	3,355
FL Davivienda Collective Portfolio 608136200000618 FL Davivienda Social Good Fund- training 136270162219	Resources to facilitate workers and their families access to higher education, health, welfare and recreation.	295	278
FL Davivienda calamity fund 136000742868	Resources earmarked for events caused by serious and unforeseen situations affecting the worker or his family.	14	6
FL Davivienda motorbike fund 136270167200	Resources to provide workers with loans to purchase and replenish motorcycles for the performance of their work.	12	5
Total restricted resources EDEQ		5,646	3,644

- Amount stated in millions of Colombian pesos -

Fund or agreement ESSA	Destination	September 30, 2023	December 31, 2022
BBVA guarantees 0408	XM bank account	2,666	6,021
Agreement Resources public hearings	Agreement signed with the Mayor of Bucaramanga	1	1
Total restricted resources ESSA		2,667	6,022

- Amount stated in millions of Colombian pesos -

Fund or agreement ELEKTRA NORESTE S.A.	Destination	September 30, 2023	December 31, 2022
La Toscana	Civil Case Retention in Process.	1,209	1,406
Aguaseo	Colón Municipality Retention.	8	29
Total restricted resources ELEKTRA NORESTE S.A.		1,217	1,435

- Amount stated in millions of Colombian pesos -

Fund or agreement CHEC	Destination	September 30, 2023	December 31, 2022
Custody account management XM	Attention to guarantees for operations of Class of Transactions the energy storage in stock that manages and controls XM.	900	808
CONFA special fund	Attention to social and cultural programs for CHEC employees (delegated administration contract with CONFA).	400	223
Special Fund Agreement CORPOCALDAS, Government of Caldas	FL Davivienda 941 Inter-Administrative Convention	137	137
Special land fund	Management of forest conservation sites in the company's watersheds (delegated administration contract)	100	115
Special fund advertising guidelines	Attention to advertising guidelines through contracts with advertising agencies, CJ Martins, Rowell digital agency and Macann	80	80
special housing fund	Care of housing loans to CHEC employees, according to procedures and conditions established in the current Collective Labor Convention - CCTV	70	59
Conservation	Created fund of specific destination for Corpocaldas and the Government of Caldas to enter the contributions of the SG 114.21 agreement	40	40
Special Fund Social Financing Plan - PFS	Attention to the micro-credits that are made to users of the company market, with charge through the energy bill.	11	11
MinScience Fund	Fund created for the management of the agreement between Minciencias and CHEC	-	17

Fund or agreement CHEC	Destination	September 30, 2023	December 31, 2022
Total restricted resources CHEC		1,738	1,490

- Amount stated in millions of Colombian pesos -

Fund or agreement Aguas Regionales	Destination	September 30, 2023	December 31, 2022
POIR Provision	Provision of resources due to differences between planned and implemented investments in El POIR at tariff close in 6.	1,171	1,063
Carepa Agreement	Replacement of sewerage networks	256	-
Sintraemsdes Housing Fund Agreement	Housing loans to eligible officials.	52	57
Total restricted resources Aguas Regionales		1,479	1,120

- Amount stated in millions of Colombian pesos -

Fund or agreement HIDROE	Destinación	September 30, 2023	December 31, 2022
Etesa contract	Guarantee Deposit Unregulated Market Contract - MNR or Large Customers	1,333	-
Etesa contract	CDT for Energy Contract with Regulatory Entities (ETESA)	307	-
Administration (Employee Compensation) and Service Contracts	Service Guarantee Deposits and Cesarean Fund	70	1,080
Total restricted resources HIDROE		1,710	1,080

- Amount stated in millions of Colombian pesos -

Total Grupo EPM Restricted Resources	356,957	299,174
---	----------------	----------------

- Amount stated in millions of Colombian pesos -

Note 13. Loans and borrowings

The carrying amounts of loans and borrowings measured at amortized cost are as follows:

Credits and loans	September 30, 2023	December 31, 2022
Non-current		
Commercial banking loans	7,327,246	6,889,641
Bonds and securities issued	13,403,285	16,233,690
Multilateral banking loans	674,635	761,044
Bank loans for development	1,982,022	2,011,816
Total other non-current loans and credits	23,387,188	25,896,191
Current		
Commercial banking loans	1,561,485	2,163,651
Multilateral banking loans	116,092	402,199
Bonds and securities issued	1,914,463	632,932
Bank loans for development	264,606	280,295
Other loans	-	115,001
Total other loans and current loans	3,856,646	3,594,078
Total other credits and loans	27,243,834	29,490,269

- Amounts stated in millions of Colombian pesos -

The new credits and loans of the EPM Group disbursed in the third quarter of 2023 were acquired to finance investment plans and working capital and to manage operations.

The detail of loans and borrowings by entity is as follows:

Company	Entity or loan	Original currency	Start Date	Term	Nominal Interest Rate	September 30, 2023			
						IRR	Nominal value	Amortized Cost Value	Total value
AFINIA	Davivienda	COP	26/01/2023	1.00	IBR + 9.5%	21.93%	30,000	1,188	31,188
AFINIA	Davivienda	COP	27/01/2023	1.00	IBR + 9.5%	21.92%	20,000	779	20,779
AGUAS DE ANTOFAGASTA	Banco Bice-Bci	CLP	1/01/2018	-	-	4.54%	(2)	-	(2)
AGUAS DE ANTOFAGASTA	Banco Del Estado	CLP	14/01/2015	10.00	UF + 2.9%	1.51%	47,093	269	47,362
AGUAS DE ANTOFAGASTA	Bonos	CLP	18/12/2020	5.00	UF + 0.995%	0.20%	107,874	2,468	110,342
AGUAS DE ANTOFAGASTA	Bonos	CLP	18/12/2020	13.00	UF + 1.4396%	2.01%	323,621	21,998	345,619
AGUAS DE ANTOFAGASTA	Bonos	CLP	14/05/2021	4.50	UF + 0.995%	0.63%	107,874	1,995	109,869
AGUAS DE ANTOFAGASTA	Bonos	CLP	14/05/2021	12.50	UF + 1.4396%	2.51%	485,431	16,166	501,597
AGUAS DE ANTOFAGASTA	Scotiabank	CLP	28/09/2022	5.00	UF + 1.55%	0.02%	455,918	12	455,930
AGUAS DE ANTOFAGASTA	Banco Del Estado	CLP	8/11/2022	6.00	UF + 0.7%	0.28%	307,440	1,937	309,377
AGUAS REGIONALES	Banco Popular	COP	1/06/2018	7.25	IBR 3M + 3%	15.10%	4,173	89	4,262
AGUAS REGIONALES	Banco De Bogota	COP	30/09/2015	10.08	DTF + 2.6%	15.30%	191	6	197
AGUAS REGIONALES	Helm Bank S.A.	COP	16/03/2012	12.00	DTF-1%	11.33%	412	3	415
AGUAS REGIONALES	Banco Bilbao Vizcaya Argentaria	COP	30/04/2014	10.06	DTF -0.7%	11.86%	94	1	95
AGUAS REGIONALES	Banco Bilbao Vizcaya Argentaria	COP	19/12/2014	10.00	DTF-0.7%	11.23%	215	2	217
AGUAS REGIONALES	Banco Davivienda Sa	COP	19/02/2018	10.25	IPC + 4.8%	16.01%	11,875	373	12,248
AGUAS REGIONALES	Banco Popular	COP	21/01/2020	10.25	IBR 3M + 2.9%	15.27%	5,063	240	5,303
AGUAS REGIONALES	Banco Popular	COP	18/03/2020	10.25	IBR 3M + 2.9%	15.27%	2,109	51	2,160
AGUAS REGIONALES	Banco Popular	COP	22/04/2020	10.25	IBR 3M + 2.9%	15.22%	1,663	81	1,744
AGUAS REGIONALES	Banco Popular	COP	22/05/2020	10.00	IBR 3M + 2.9%	15.54%	970	28	998
AGUAS REGIONALES	Banco Popular	COP	19/06/2020	10.00	IBR 3M + 2.9%	15.59%	1,139	19	1,158
AGUAS REGIONALES	Banco Popular	COP	21/07/2020	10.00	IBR 3M + 2.9%	15.29%	1,838	77	1,915
AGUAS REGIONALES	Banco Popular	COP	19/08/2020	10.00	IBR 3M + 2.9%	15.52%	1,794	55	1,848
AGUAS REGIONALES	Banco Popular	COP	23/09/2020	10.00	IBR 3M + 2.9%	15.58%	2,450	36	2,486
AGUAS REGIONALES	Banco Popular	COP	26/10/2020	10.00	IBR 3M + 2.9%	15.51%	12,370	503	12,873
AGUAS REGIONALES	Financiera De Desarrollo Territorial S.A	COP	21/12/2020	3.00	0%	0.00%	228	-	228
AGUAS REGIONALES	Banco Davivienda Sa	COP	30/11/2021	10.00	IBR 3M + 2.869%	15.56%	9,500	247	9,747

Company	Entity or loan	Original currency	Start Date	Term	Nominal Interest Rate	September 30, 2023			
						IRR	Nominal value	Amortized Cost Value	Total value
AGUAS REGIONALES	Banco De Occidente S.A.	COP	1/12/2022	10.00	IBR 3M + 4.75%	18.11%	22,000	343	22,343
AGUAS REGIONALES	Banco Bilbao Vizcaya Argentaria	COP	21/03/2023	1.00	18.84%	18.84%	5,000	26	5,026
AGUAS REGIONALES	Banco Davivienda Sa	COP	19/07/2023	10.00	IBR 6M + 4.75%	17.67%	20,000	423	20,423
CENS	Bogotá	COP	16/02/2018	10.00	IBR + 2.98%	14.56%	60,302	2,074	62,376
CENS	Popular	COP	15/05/2017	10.00	IBR + 3.35%	14.78%	18,620	1,474	20,095
CENS	Popular	COP	26/05/2017	10.00	IBR + 3.35%	14.75%	4,270	320	4,590
CENS	Popular	COP	23/06/2017	10.00	IBR + 3.35%	14.70%	3,253	207	3,460
CENS	Popular	COP	29/06/2017	10.00	IBR + 3.35%	14.75%	5,079	308	5,386
CENS	Popular	COP	18/07/2017	10.00	IBR + 3.35%	14.85%	7,476	376	7,851
CENS	Popular	COP	27/07/2017	10.00	IBR + 3.35%	14.85%	3,250	151	3,401
CENS	Popular	COP	23/08/2017	10.00	IBR + 3.35%	15.15%	3,000	92	3,092
CENS	Popular	COP	15/09/2017	12.00	IBR + 3.35%	15.34%	3,221	63	3,284
CENS	Popular	COP	19/09/2017	10.00	IBR -1.8%	8.17%	3,554	239	3,793
CENS	Popular	COP	19/09/2017	10.00	IBR + 3.075%	14.60%	5,923	149	6,072
CENS	Popular	COP	17/11/2017	12.00	IBR + 3.35%	14.80%	5,433	435	5,869
CENS	Popular	COP	17/11/2017	10.00	IBR -1.8%	8.35%	2,650	283	2,933
CENS	Popular	COP	17/11/2017	10.00	IBR + 3.075%	14.26%	4,587	381	4,968
CENS	Popular	COP	18/12/2017	10.00	IBR + 3.35%	14.74%	11,250	759	12,009
CENS	Popular	COP	18/01/2018	9.00	IBR + 3.35%	14.90%	20,813	1,068	21,880
CENS	Davivienda	COP	14/06/2019	12.00	IBR + 1.15%	12.43%	16,000	1,468	17,468
CENS	Davivienda	COP	27/06/2019	12.00	IBR + 1.15%	12.45%	4,570	396	4,966
CENS	Occidente	COP	16/12/2019	7.00	IBR S.V. + 2.75%	13.54%	24,500	1,714	26,214
CENS	Occidente	COP	16/01/2020	7.00	IBR S.V. + 2.75%	13.61%	14,000	793	14,793
CENS	Bbva	COP	28/07/2020	7.00	IBR S.V. + 2.9%	14.41%	4,000	178	4,178
CENS	Bbva	COP	28/09/2020	7.00	IBR S.V. + 2.9%	14.79%	10,000	154	10,154
CENS	Davivienda	COP	30/11/2020	3.00	IBR + 2.55%	12.18%	1,875	33	1,908
CENS	Financiera De Desarrollo Territorial S.A	COP	24/12/2020	3.00	0%	0.00%	1,427	(0)	1,427

Company	Entity or loan	Original currency	Start Date	Term	Nominal Interest Rate	September 30, 2023			
						IRR	Nominal value	Amortized Cost Value	Total value
CENS	Bbva	COP	21/01/2021	7.00	IBR S.V. + 2.9%	14.55%	15,750	738	16,488
CENS	Bbva	COP	30/04/2021	3.00	IBR + 0.15%	11.86%	3,305	45	3,350
CENS	Bbva	COP	22/02/2022	7.00	IBR S.V. + 2.9%	15.05%	19,000	530	19,530
CENS	Davivienda	COP	11/03/2022	10.00	IBR S.V. + 3.843%	16.36%	30,000	506	30,506
CENS	Bbva	COP	24/11/2022	10.00	IBR S.V. + 2.79%	15.52%	40,000	2,173	42,173
CENS	Bbva	COP	20/12/2022	10.00	IBR S.V. + 2.79%	15.52%	40,000	1,709	41,709
CENS	Bbva	COP	24/01/2023	10.00	IBR S.V. + 2.79%	15.56%	44,000	1,130	45,130
CENS	Occidente	COP	14/07/2023	10.00	IBR S.V. + 5%	17.92%	10,000	357	10,357
CENS	Occidente	COP	16/08/2023	10.00	IBR S.V. + 5%	17.89%	14,666	300	14,966
CENS	Davivienda	COP	29/08/2023	10.00	IBR S.V. + 5%	17.88%	20,000	290	20,290
CENS	Davivienda	COP	22/09/2023	10.00	IBR M.V. + 2.3%	15.64%	35,202	112	35,314
CHEC	Bbva	COP	22/08/2014	10.00	IPC E.A. + 3.5%	13.97%	8,375	186	8,561
CHEC	Corpbanca	COP	22/08/2014	10.00	IPC E.A. + 3.5%	13.95%	6,375	142	6,517
CHEC	Bancolombia	COP	9/02/2018	8.00	IBR + 2.29%	14.54%	20,313	920	21,232
CHEC	Davivienda	COP	27/12/2018	12.00	IBR 1M + 0.388%	12.95%	31,175	317	31,492
CHEC	Davivienda	COP	27/12/2018	12.00	IBR 1M + 0.388%	12.99%	3,356	24	3,380
CHEC	Davivienda	COP	20/11/2019	12.00	IBR + 0.388%	13.05%	1,481	16	1,498
CHEC	Bbva	COP	29/12/2020	10.00	IBR + 3.432%	16.25%	27,188	458	27,645
CHEC	Financiera De Desarrollo Territorial S.A	COP	30/12/2020	3.00	0%	0.00%	331	(0)	331
CHEC	Bancolombia	COP	15/03/2021	10.00	IBR + 1.8%	14.38%	49,688	899	50,586
CHEC	Davivienda	COP	7/04/2021	3.00	IBR 1M + 0.5%	12.20%	387	4	391
CHEC	Davivienda	COP	20/04/2021	10.00	IBR 1M + 1.693%	14.53%	3,762	37	3,799
CHEC	Bancolombia	COP	12/05/2021	10.00	IBR + 1.8%	14.36%	84,281	2,659	86,940
CHEC	Bbva	COP	25/05/2022	10.00	IBR + 3.533%	16.73%	15,000	375	15,375
CHEC	Bogotá	COP	24/08/2022	10.00	IBR + 4.41%	17.67%	17,000	340	17,340
CHEC	Bbva	COP	14/04/2023	1.00	TN + 0%	15.08%	25,000	1,692	26,692
CHEC	Davivienda	COP	17/08/2023	10.00	IBR SV + 4.88%	18.45%	100,000	2,056	102,056

Company	Entity or loan	Original currency	Start Date	Term	Nominal Interest Rate	September 30, 2023			
						IRR	Nominal value	Amortized Cost Value	Total value
DEL SUR	Davivienda	USD	7/10/2015	10.00	SOFR 3M + 4.5%	4.59%	25,843	535	26,378
DEL SUR	Davivienda	USD	29/10/2021	9.00	SOFR 3M + 4%	4.15%	121,613	1,821	123,434
DEL SUR	Cuscatlán	USD	28/09/2023	10.00	SOFR 3M + 3.75%	0.00%	60,806	30	60,837
EDEQ	Av Villas	COP	15/09/2017	7.00	IBR + 3.1%	14.89%	1,200	16	1,216
EDEQ	Occidente	COP	29/11/2019	7.00	IBR + 2.75%	14.97%	6,500	185	6,685
EDEQ	Av Villas	COP	5/11/2019	6.50	IBR + 2.3%	14.35%	5,042	169	5,210
EDEQ	Banco De Bogota	COP	29/05/2020	7.00	IBR + 2.18%	14.33%	7,498	189	7,687
EDEQ	Banco De Bogota	COP	19/08/2020	7.00	IBR + 2.18%	14.34%	8,000	245	8,245
EDEQ	Financiera De Desarrollo Territorial S.A	COP	19/01/2021	3.00	0%	0.00%	170	(0)	170
EDEQ	Bbva_844	COP	10/05/2021	3.00	IBR 1M + 0.15%	11.60%	205	2	207
EDEQ	Villas_21454	COP	23/07/2021	7.00	IBR + 2.25%	14.61%	21,454	871	22,325
EDEQ	Bbva_10000	COP	27/05/2022	5.00	IBR + 2.91%	15.52%	9,375	207	9,582
EDEQ	Bbva_15000	COP	24/06/2022	5.00	IBR + 2.91%	15.69%	14,063	121	14,183
EDEQ	Popular_11296	COP	10/11/2022	5.00	IBR + 3.9%	17.12%	11,297	269	11,566
EDEQ	Villas_15000	COP	13/01/2023	5.00	IBR + 2.15%	15.26%	15,000	467	15,467
EDEQ	Occidente_21500	COP	15/03/2023	10.00	IBR + 6.65%	20.33%	21,500	178	21,678
EMVARIAS	Financiera De Desarrollo Territorial S.A	COP	27/01/2021	3.00	0%	0.00%	656	-	656
ENSA	Bonos	USD	13/12/2012	15.00	4.73%	3.46%	324,301	2,517	326,817
ENSA	Scotiabank	USD	3/10/2018	5.00	4.25%	4.25%	405,376	1,211	406,587
ENSA	Bonos	USD	1/07/2021	15.00	3.87%	4.05%	405,376	(2,154)	403,222
ENSA	Scotiabank	USD	2/08/2023	2.00	0.0641	6.41%	101,344	101,159	202,503
ENSA	Scotiabank	USD	2/08/2023	1.00	0.0636	6.36%	202,688	(101,916)	100,772
ENSA	Scotiabank	USD	7/08/2023	1.00	0%	6.00%	60,806	(60,806)	-
ENSA	BanESCO	USD	23/09/2022	1.00	0%	4.80%	60,806	97	60,903
EPM	Bonos lpc lli Tramo	COP	21/04/2009	15.00	IPC + 6.24%	18.75%	198,400	6,102	204,502
EPM	Bonos lpc lv Tram 3	COP	14/12/2010	20.00	IPC + 4.94%	17.17%	267,400	(860)	266,540
EPM	Bonos lpc V Tramo li	COP	4/12/2013	10.00	IPC + 4.52%	17.04%	96,210	966	97,176

Company	Entity or loan	Original currency	Start Date	Term	Nominal Interest Rate	September 30, 2023			
						IRR	Nominal value	Amortized Cost Value	Total value
EPM	Bonos lpc V Tram Iii	COP	4/12/2013	20.00	IPC + 5.03%	17.38%	229,190	(1,172)	228,018
EPM	Bonos lpc Vi Tramo li	COP	29/07/2014	12.00	IPC + 4.17%	16.56%	125,000	2,004	127,004
EPM	Bonos lpc Vi Tram Iii	COP	29/07/2014	20.00	IPC + 4.5%	16.81%	250,000	2,239	252,239
EPM	Bonos lpc V Tram Iv	COP	20/03/2015	8.71	IPC + 3.65%	16.86%	130,000	1,342	131,342
EPM	Bonos lpc Vii Tramo li	COP	20/03/2015	12.00	IPC + 3.92%	16.08%	120,000	(326)	119,674
EPM	Bonos lpc Vii Tram Iii	COP	20/03/2015	20.00	IPC + 4.43%	16.51%	260,000	(751)	259,249
EPM	Bid-1664-1	COP	31/03/2016	9.69	7.8%	9.42%	118,654	2,692	121,346
EPM	Global 2024 Cop	COP	10/09/2014	10.00	7.625%	7.73%	965,745	2,966	968,711
EPM	Agrario	COP	24/06/2014	16.00	IBR + 2.4%	14.64%	78,873	4,042	82,914
EPM	Afd	USD	10/08/2012	14.98	4.311%	4.39%	456,987	3,174	460,161
EPM	Bid 2120-2	COP	23/08/2016	17.59	7.5%	9.06%	262,903	(5,236)	257,667
EPM	Bndes	USD	26/04/2016	23.67	4.887%	4.78%	408,651	9,437	418,089
EPM	Global 2027 Cop	COP	8/11/2017	10.00	8.375%	8.46%	4,165,519	312,734	4,478,253
EPM	Bid 2120-3	COP	8/12/2017	16.30	6.265%	7.61%	130,888	(1,846)	129,042
EPM	Caf	USD	3/10/2016	18.00	Libor 6M + 3.1%	8.61%	717,204	33,920	751,124
EPM	1023 Bonos Usd	USD	18/07/2019	10.00	4.25%	4.39%	4,053,760	15,039	4,068,799
EPM	Bid 2120-4	COP	17/06/2020	13.77	5%	6.07%	284,124	(1,452)	282,672
EPM	Bonos Usd 2030	USD	15/07/2020	10.58	4.375%	4.60%	2,330,912	(12,137)	2,318,775
EPM	Financiera De Desarrollo Territorial S.A	COP	28/01/2021	3.00	0%	0.00%	7,355	-	7,355
EPM	Bbva	COP	18/05/2021	3.00	IBR 1M + 0.1%	12.71%	382	2	384
EPM	Bbva	COP	18/05/2021	3.00	IBR 1M + 0.1%	12.71%	4,969	29	4,998
EPM	Jp Morgan	COP	24/11/2021	4.98	IBR OIS + 2.477%	15.43%	979,250	48,655	1,027,905
EPM	Afd	USD	18/09/2023	9.16	SOFR 6M + 2.12%	7.95%	405,376	(2,944)	402,432
EPM	Umb Bank	USD	19/12/2022	5.00	SOFR 3M + 2.2%	5.12%	2,107,955	(22,437)	2,085,518
EPM	Banco Popular	COP	2/12/2022	1.00	IBR 3M + 6.62%	18.96%	120,000	1,870	121,870
ESSA	Bogotá	COP	1/07/2016	12.00	IBR + 3.15%	15.77%	10,500	514	11,014
ESSA	Bogotá	COP	19/08/2016	12.00	IBR + 3.15%	15.67%	4,200	127	4,327

Company	Entity or loan	Original currency	Start Date	Term	Nominal Interest Rate	September 30, 2023			
						IRR	Nominal value	Amortized Cost Value	Total value
ESSA	Bogotá	COP	13/10/2016	12.00	IBR + 3.15%	15.74%	4,950	222	5,171
ESSA	Bogotá	COP	11/11/2016	12.00	IBR + 3.15%	15.89%	19,250	574	19,824
ESSA	Bogotá	COP	5/12/2016	12.00	IBR + 3.15%	15.76%	4,400	98	4,498
ESSA	Bogotá	COP	14/12/2016	12.00	IBR + 3.15%	15.79%	8,250	123	8,373
ESSA	Bogotá	COP	11/01/2017	12.00	IBR + 3.15%	15.75%	8,619	395	9,015
ESSA	Bogotá	COP	16/01/2017	12.00	IBR + 3.15%	15.72%	5,744	255	5,999
ESSA	Bogotá	COP	15/05/2017	12.00	IBR + 3.15%	15.78%	6,000	186	6,186
ESSA	Bbva	COP	14/06/2017	12.00	IBR + 3.56%	16.53%	5,750	104	5,854
ESSA	Bbva	COP	29/06/2017	12.00	IBR + 3.56%	16.29%	4,600	76	4,676
ESSA	Bbva	COP	13/07/2017	12.00	IBR + 3.56%	16.40%	6,000	290	6,290
ESSA	Bbva	COP	28/09/2017	12.00	IBR + 3.56%	16.49%	9,000	119	9,119
ESSA	Bbva	COP	12/10/2017	12.00	IBR + 3.56%	16.42%	3,125	153	3,278
ESSA	Bbva	COP	30/10/2017	12.00	IBR + 3.56%	16.42%	3,125	128	3,253
ESSA	Bbva	COP	29/11/2017	12.00	IBR + 3.56%	16.49%	4,375	116	4,491
ESSA	Bbva	COP	11/12/2017	12.00	IBR + 3.56%	16.51%	2,500	51	2,551
ESSA	Bbva	COP	14/12/2017	12.00	IBR + 3.56%	16.52%	8,750	167	8,917
ESSA	Bbva	COP	26/12/2017	12.00	IBR + 3.56%	16.56%	56,250	731	56,981
ESSA	Bogotá	COP	26/12/2017	12.00	IBR + 3.15%	15.59%	6,500	123	6,623
ESSA	Bbva	COP	29/10/2018	12.00	IBR + 2.91%	15.01%	30,000	2,605	32,605
ESSA	Bbva	COP	28/11/2018	12.00	IBR + 2.91%	14.95%	4,500	345	4,845
ESSA	Bbva	COP	26/12/2018	12.00	IBR + 2.91%	14.92%	40,500	2,612	43,112
ESSA	Popular	COP	28/12/2018	12.00	IBR + 2.91%	14.72%	79,500	4,933	84,433
ESSA	Popular	COP	27/12/2019	12.00	IBR + 2.91%	14.76%	79,900	5,072	84,972
ESSA	Financiera De Desarrollo Territorial S.A	COP	5/01/2021	3.00	0%	0.00%	1,493	(0)	1,493
ESSA	Davivienda	COP	26/02/2021	12.00	IBR + 1.7%	14.31%	7,589	109	7,697
ESSA	Davivienda	COP	26/02/2021	12.00	IBR + 1.7%	14.31%	1,686	24	1,710
ESSA	Bbva	COP	12/03/2021	3.00	IBR + 0.1%	10.98%	1,206	17	1,223

Company	Entity or loan	Original currency	Start Date	Term	Nominal Interest Rate	September 30, 2023			
						IRR	Nominal value	Amortized Cost Value	Total value
ESSA	Davivienda	COP	23/04/2021	3.00	IBR + 2.55%	13.89%	11,248	368	11,616
ESSA	Davivienda	COP	15/06/2021	12.00	IPC E.A. + 3.7%	14.93%	50,000	3,304	53,304
ESSA	Bbva	COP	2/07/2021	3.00	IBR + 0.2%	11.00%	888	16	904
ESSA	Davivienda	COP	14/09/2021	10.00	IBR + 3.8%	16.65%	14,947	313	15,260
ESSA	Sudameris	COP	17/12/2021	5.00	IBR + 3.4%	15.79%	24,375	410	24,785
ESSA	Popular	COP	21/10/2022	10.00	IBR + 4.45%	17.75%	10,000	347	10,347
ESSA	Av Villas	COP	21/10/2022	10.00	IBR + 4.45%	17.71%	10,000	358	10,358
ESSA	Popular	COP	23/11/2022	10.00	IBR + 4.45%	17.78%	20,000	675	20,675
ESSA	Av Villas	COP	23/11/2022	10.00	IBR + 4.45%	17.80%	10,000	334	10,334
ESSA	Av Villas	COP	5/12/2022	10.00	IBR + 4.45%	17.80%	20,000	668	20,668
ESSA	Caf	COP	7/12/2022	15.00	IBR + 4.99%	18.67%	162,967	7,655	170,622
ESSA	Popular	COP	20/12/2022	10.00	IBR + 4.45%	17.80%	30,000	998	30,998
ESSA	Bbva	COP	20/06/2023	10.00	DTF E.A. + 3.55%	16.52%	50,000	2,222	52,222
GRUPO DECA	Banco Industrial	GTQ	20/12/2018	10.00	TAPP + -6.8%	5.57%	105,787	(730)	105,057
GRUPO DECA	Banco América Central	GTQ	21/12/2018	10.00	TAPP + -6.81%	5.56%	62,013	(460)	61,553
GRUPO DECA	Banco Agromercantil	GTQ	24/01/2019	10.00	TAPP + -6.87%	5.51%	129,712	71	129,782
GRUPO DECA	Banco América Central	USD	21/12/2018	10.00	LIBOR 90 + 2.26387%	5.04%	95,468	5,851	101,319
GRUPO DECA	Banco Internacional	USD	19/12/2018	10.00	TAPP + -1.25%	5.08%	15,911	141	16,052
GRUPO DECA	Banco Agromercantil	USD	24/01/2019	10.00	LIBOR 90 + 3.05%	5.86%	19,094	1,548	20,642
GRUPO DECA	Banco Industrial	USD	31/07/2023	1.00	4.9%	4.90%	60,752	-	60,752
GRUPO DECA	Banco Industrial	GTQ	27/05/2020	1.00	TAPP + -6.8%	5.50%	51,586	-	51,586
GRUPO DECA	Banco Industrial	GTQ	20/12/2018	10.00	TAPP + -6.8%	5.88%	135,375	-	135,375
GRUPO DECA	Banco América Central	GTQ	26/12/2018	10.00	TAPP + -6.81%	5.87%	62,418	-	62,418
GRUPO DECA	Banco Agromercantil	GTQ	25/01/2019	10.00	TAPP + -6.87%	5.80%	129,712	1,104	130,816
GRUPO DECA	Banco América Central	USD	26/12/2018	10.00	LIBOR 90 + 2.26387%	3.05%	31,823	-	31,823
GRUPO DECA	Banco Internacional	USD	19/12/2018	10.00	TAPP + -1.25%	5.09%	15,911	-	15,911
GRUPO DECA	Mercor Bank Ltd	USD	25/01/2019	10.00	LIBOR 90 + 3.05%	3.83%	19,094	267	19,362

Company	Entity or loan	Original currency	Start Date	Term	Nominal Interest Rate	September 30, 2023			
						IRR	Nominal value	Amortized Cost Value	Total value
GRUPO DECA	Bancolombia Panamá	USD	25/01/2019	10.00	LIBOR 90 + 3.05%	3.84%	76,548	622	77,170
GRUPO DECA	Bancolombia Panamá	USD	16/07/2019	1.00	LIBOR 30 + 2.5739%	7.79%	-	-	-
GRUPO DECA	Banco Industrial	GTQ	24/11/2021	7.00	TAPP + 5.57%	5.58%	468,323	123	468,446
HET	Banesco	USD	15/11/2021	10.00	3.9%	3.90%	169,133	415	169,549
HIDROSUR	Banco Del Estado	CLP	8/09/2023	9.00	UF + 4.58%	4.70%	52,823	294	53,117
MALAMBO	Davivienda	COP	7/12/2021	1.00	IBR + 4.1%	14.72%	-	-	-
TICSA	Santander	MXN	14/06/2016	10.00	TIIE + 2.4%	7.77%	34,618	729	35,347
TICSA	Santander	MXN	14/06/2016	14.00	TIIE + 2.4%	7.79%	19,244	309	19,553
TICSA	Interacciones	MXN	31/12/2020	15.33	TIIE + 3%	7.51%	13,652	(221)	13,431
TICSA	Banco Del Bajío	MXN	31/07/2013	14.67	TIIE + 2.75%	8.48%	64,283	2,314	66,597
TICSA	Santander	MXN	22/03/2021	1.00	TIIE + 4%	7.55%	6,787	58	6,845
TICSA	Davivienda	COP	27/05/2022	1.00	0.14	14.00%	27,052	-	27,052
Total							26,769,448	474,386	27,243,834

As of September 30, 2023, and 2022, the following movements are associated with loans and borrowings and for purposes of presentation in the statement of cash flows are disclosed in the following items: i) obtaining public borrowings and treasury \$3,426,924 and \$1,371,235; ii) payments of public borrowings and treasury \$3,048,473 and \$1,279,365 for 2022; iii) transaction costs for issuance of debt instruments \$14,134 and \$3,673 for 2022.

Interest paid on loan transactions on September 30, 2023, was \$1,391,348 (2022: \$988,299).

The net foreign exchange difference on September 30, 2023, assumed associated with the debt was \$317,691 (2022: \$-313,638)

As of the cut-off date, the borrowings used as hedging instruments for net investments in foreign operations are CAF, JBIC and AFD and had designated for 2023 USD 290 million and an exchange difference of \$200,363 has been reclassified from profit or loss for the period to other comprehensive income.

The information of the bonds issued is as follows:

The detail of international bonds issued by subsidiaries of the EPM Group is as follows:

Subseries	Original currency	Start Date	Term	Nominal interest rate	September 30, 2023				Amount awarded						
					IRR	Nominal value	Amortized Cost Value	Total value	Amount awarded to 2020	Amount awarded to 2019	Amount awarded to 2018	Amount awarded to 2017	Amount awarded to 2016	Amount awarded to 2015	Amount awarded to 2014
10a	COP	4/12/2013	10	IPC + 4.52%	17.04%	96,210	967	97,177	96,210	96,210	96,210	96,210	96,210	96,210	96,210
10a	COP	20/03/2015	9	IPC + 3.65%	16.86%	130,000	1,342	131,342	130,000	130,000	130,000	130,000	130,000	130,000	130,000
12a	COP	29/07/2014	12	IPC + 4.17%	16.56%	125,000	2,004	127,004	125,000	125,000	125,000	125,000	125,000	125,000	125,000
12a	COP	20/03/2015	12	IPC + 3.92%	16.08%	120,000	(326)	119,674	120,000	120,000	120,000	120,000	120,000	120,000	120,000
15a	COP	21/04/2009	15	IPC + 6.24%	18.75%	198,400	6,102	204,502	198,400	198,400	198,400	198,400	198,400	198,400	198,400
20a	COP	14/12/2010	20	IPC + 4.94%	17.17%	267,400	(860)	266,540	267,400	267,400	267,400	267,400	267,400	267,400	267,400
20a	COP	4/12/2013	20	IPC + 5.03%	17.38%	229,190	(1,172)	228,018	229,190	229,190	229,190	229,190	229,190	229,190	229,190
20a	COP	29/07/2014	20	IPC + 4.5%	16.81%	250,000	2,239	252,239	250,000	250,000	250,000	250,000	250,000	250,000	250,000
20a	COP	20/03/2015	20	IPC + 4.43%	16.51%	260,000	(751)	259,249	260,000	260,000	260,000	260,000	260,000	260,000	260,000
Bono internacional	COP	10/09/2014	10	7.625%	7.73%	965,745	2,966	968,711	965,745	965,745	965,745	965,745	965,745	965,745	965,745
Bono internacional	COP	8/11/2017	10	8.375%	8.46%	4,165,519	312,734	4,478,253	4,165,519	4,165,519	3,530,000	2,300,000	2,300,000	-	-
Bono internacional	USD	18/07/2019	10	4.25%	4.39%	4,053,760	15,039	4,068,799	3,981,160	3,432,500	3,277,140	-	-	-	-
Bono internacional	USD	15/07/2020	11	4.375%	4.60%	2,330,911	(12,137)	2,318,774	2,289,167	1,973,688	-	-	-	-	-
TOTAL						13,192,135	328,147	13,520,282	13,077,791	12,213,652	9,449,085	4,941,945	4,941,945	2,641,945	2,641,945

Cifra en millones de pesos colombianos, la tasa de cambio usada fue la TRM de cierre de cada periodo

ENSA:

Type of bond	Original Currency	Starting date	Deadline	Nominal interest rate	September 30, 2023				Amount awarded						
					IRR	Nominal value	Amortized cost	Total Value	to 2020	to 2019	to 2018	to 2017	to 2016	to 2015	to 2014
BONUSES	USD	13/12/2012	15	4.73%	3.46%	324,301	2,517	326,818	318,493	274,600	262,171	259,980	238,720	240,057	251,958
BONUSES	USD	1/07/2021	15	3.87%	4.05%	405,376	(2,154)	403,222	398,116	-	-	-	-	-	-
TOTAL						729,677	363	730,040	716,609	274,600	262,171	259,980	238,720	240,057	251,958

Amount stated in millions of Colombian pesos, the exchange rate used was the TRM at the end of each period.

AGUAS DE ANTOFAGASTA:

Type of bond	Original Currency	Starting date	Deadline	Nominal interest rate	September 30, 2023				Amount awarded						
					IRR	Nominal value	Amortized cost	Total Value	to 2020	to 2019	to 2018	to 2017	to 2016	to 2015	to 2014
BONUSES	CLP	18/12/2020	5.00	UF + 0.995%	0.20%	107,873	2,468	110,341	144,816	150,052	-	-	-	-	-
BONUSES	CLP	18/12/2020	13.00	UF + 1.4396%	2.01%	323,621	21,998	345,619	289,632	307,617	-	-	-	-	-
BONUSES	CLP	14/05/2021	4.50	UF + 0.995%	0.63%	107,874	1,995	109,869	144,816	-	-	-	-	-	-
BONUSES	CLP	14/05/2021	12.50	UF + 1.4396%	2.51%	485,431	16,166	501,597	434,447	-	-	-	-	-	-
TOTAL						1,024,799	42,627	1,067,426	1,013,711	457,669	-	-	-	-	-

Amount stated in millions of Colombian pesos, the exchange rate used was the TRM at the end of each period.

In 2023 in the EPM Group, the following updates were presented:

July

- EPM Parent Company: Long-term loan Club Deal for USD 120 million, equivalent to COP 494,273
- Aguas Regionales: Banco Davivienda COP \$7,000.
- Centrales Eléctricas del Norte de Santander S.A. E.S.P. (CENS): Banco de Occidente for COP 10,000.
- TICSÁ: Banco Davivienda COP 4,938
- Empresa de Distribución de Energía del Noreste de Panamá S.A. (ENSA): Bladex for USD 12 million, equivalent to COP 48,831 and Citibank for USD 29.5 million, equivalent to COP 120,042.
- Grupo Deca: Banco Industrial for USD 76 million, equivalent to COP 110,310.

August

- EPM Parent Company: Long-term loan Club Deal for USD 100 million, equivalent to COP 395,523
- Aguas Regionales: Banco Davivienda COP \$13,000.
- Centrales Eléctricas del Norte de Santander S.A. E.S.P. (CENS): Banco de Occidente for COP 14,666 and Banco Davivienda for COP 20,000.
- Central Hidroeléctrica de Caldas (CHEC): Banco Davivienda COP \$30,000.

September

- EPM Parent Company: Long-term loan AFD for USD 100 million, equivalent to COP 392,828
- Centrales Eléctricas del Norte de Santander S.A. E.S.P. (CENS): Banco Davivienda COP \$35,202.
- Central Hidroeléctrica de Caldas (CHEC): Banco Davivienda COP \$100,000.
- Hidrosur: Banco del Estado for CLP 11,817 million equivalent to COP 53,711.
- Empresa de Distribución de Energía del Noreste de Panamá S.A. (ENSA) Citibank for USD 29.5 million, equivalent to COP 118,133.
- Del Sur: Banco Cuscatlan for USD 15 million, equivalent to COP 60,068.

Debt / EBITDA

The EPM Group has different financial commitments (COVENANT), established in the loan contracts signed with the French Development Agency - AFD, Inter-American Development Bank, CAF- Development Bank of Latin America, National Bank for Economic and Social Development - BNDES, JPMorgan and Bank of Tokyo -MUFG-, Japan Bank for International Cooperation guarantee - JBIC and Club Deal (BNP Pariba, BBVA, Scotiabank and Sumitomo). These contracts include some of the following covenants:

Covenants	Entity	Limit	Outcome June 2023
		Indicator	
EBITDA/Financial Expenses	BNDES - AFD	>3	4.01
EBITDA/Net Financial Expenses	CAF - JPMorgan - UMB Bank - AFD	>3	4.45
Long Term Debt/EBITDA LTM	JBIC	<3.5	2.53
Long-term net debt/EBITDA LTM	AFD - CAF - JPMorgan - BID - UMB Bank	<4	2.27
Long Term Debt/Equity	JBIC - BNDES - BID - AFD	<1.5	0.81

At the end of September 2023, Grupo EPM is in compliance with the agreed financial covenants.

Compliance

During the accounting period, the Group`s has compliance to pay principal and interest on its loans.

Note 14. Provisions, contingent assets, and liabilities

14.1. Provisions

The reconciliation of provisions is as follows:

Concept	Desmantling or environmental restoration ⁽¹⁾	Litigation ⁽²⁾	Contingent - business combinations	Guarantees ⁽³⁾	Other provisions	Total
Initial balance	259,373	653,831	164,112	106,053	640,031	1,823,400
Additions	2,229	23,613	-	-	140,365	166,207
Uses (-)	(24,466)	(123,367)	-	(84,401)	(121,753)	(353,987)
Reversals, Unused amounts (-)	(4,015)	(34,805)	(1,066)	-	(14,362)	(54,248)
Reversals, Unused amounts (-) Capitalizable	71	-	-	-	-	71
Adjustment for changes in estimates	11,297	38,202	163	2,585	66,216	118,463
Capitalizable dismantling	4,561	-	-	-	-	4,561
Exchange rate difference	-	(1,142)	(22,898)	-	-	(24,040)
Financial update	21,702	47,923	4,984	5,801	4,265	84,675
Foreign currency conversion effect	(760)	(4,531)	-	-	(90,131)	(95,422)
Final Drive Account Balance	301,987	599,724	145,295	30,038	624,631	1,701,675
Non-current	258,500	495,498	145,295	-	471,486	1,370,779
Current	43,487	104,226	-	30,038	153,145	330,896
Total	301,987	599,724	145,295	30,038	624,631	1,701,675

- Amounts stated in millions of Colombian pesos -

As of September 30, 2023, the significant behavior of the Group's provisions is as follows:

- (1) The increase in the provision for dismantling or restoration, it was presented due to use in the environmental contingency of the Hidroituango power plant (paragraph 14.1.1).
- (2) The decrease in the provision for litigation and claims was due to the payments made between March and September 2023 to former EADE employees, due to class action suits filed for reinstatement and compensation. (Clause 14.1.2).
- (3) Decrease in the provision is a result of payments made to the operator XM, for delay in the start-up of the Ituango Hydroelectric Power Plant (paragraph 14.1.5).

14.1.1 Dismantling or restoration

The Group is required to incur costs for dismantling or restoring its facilities and assets in the following events:

Removal of transformers containing PCBs (polychlorinated biphenyls). The Group has committed to the dismantling of these assets from 2008 to 2026, under Resolution 222 of December 15, 2011, of the Ministry of Environment and Sustainable Development and the Stockholm Convention of May 22, 2008. Applies in Colombia, Panama and El Salvador. The provision is recognized at the present value of the expected costs to settle the obligation using estimated cash flows. The main assumptions considered in the calculation of the provision are estimated costs, CPI and TES fixed rate. As of September 30, 2023, the domestic subsidiaries that contribute to this item are ESSA with \$347, CENS with \$416, EDEQ with \$136, EPM with \$417, CHEC with \$80 and Afinia with \$73 and the international ones that contribute are: DELSUR with \$1,228 and ENSA with \$792.

- In the sanitation service in Colombia, for the disposal of solid waste in the subsidiary EMVARIAS and it is a land on which cells or vessels are built for the deposit of garbage, it is necessary to restore it

through a series of activities aimed at the closure, closure and post-closure of this. The obligation starts from the moment in which the landfill is in optimal conditions to carry out the final disposal activity and continues until the regulating environmental entity, by means of a resolution, decrees the termination of the closure, decommissioning and post-closure stage. This obligation is defined in the RAS 2000 (Drinking Water and Basic Sanitation Technical Regulations), which establishes the basic criteria and minimum environmental requirements that must be met by wastewater systems in order to mitigate and minimize the impacts of design, construction, start-up, operation, maintenance, dismantling, termination, and closure activities. As of September 30, 2023, payments of \$1,094 have been generated and the balance of the provision ended at \$22,960.

- Dismantling of the Jepirachi Wind Farm located in the department of La Guajira, in the towns of Cabo de la Vela and Puerto Bolívar in Colombia, will generate until October 9, 2023, when the operation will be disconnected from the National Interconnected System (SIN) and will be dismantled; dismantling is expected to take approximately one year, as set out which through CREG resolution 136 of 2020, published in the Official Gazette of July 15, 2020, The main assumptions used to calculate the provision are: estimated costs, CPI and fixed rate TES securities. At September 30, 2023, recognition was made of the provision in the amount of \$50,322 million

- Dismantling of Ituango hydroelectric power plant camp

With the entry into operation of the two power generating units of the Ituango Hydroelectric Power Plant, the Tacuí - Cuní camp, which was initially designed and dimensioned for the construction of the Ituango Hydroelectric Project, is expected to be dismantled. Once the construction stage is completed, the operation stage of the project begins and the dimensioning for the construction stage is much larger than that required for the operation stage. For this reason, it is estimated that dismantling will begin in 2027, which is the probable date of completion of construction and delivery to operation of the 8 generation units. The estimated cost for the dismantling of the camps was valued according to the areas that are not required for the operation of the plant and according to the plan and dimensioning of the facilities. The balance of the provision as of September 30, 2023 amounted to \$18,349.

- In EPM, provision for environmental impact in the construction of infrastructure projects: it arises as a legal obligation derived from the granting of the environmental license to compensate for the loss of biodiversity during the construction phase, as well as compensation for the subtraction of reserve areas, impact of banned species and forest use; obligations that are formalized through resolutions of the ANLA (National Environmental Licensing Authority), CAR - Regional Autonomous Corporation and/or MADS - Ministry of Environment and Sustainable Development. The execution of the project's biotic environmental compensations extends beyond the time in which the asset begins to operate technically, being necessary to implement the figure of the provision with the intention that such disbursements remain as a greater value of the construction in progress. The Group has committed to compensate the loss of biodiversity, subtraction, and closures from 2016 to 2019 according to Res: Res. 1313/2013 ANLA, Res. 519/2014 ANLA, Res LA. 0882/04/08/2014 ANLA, Res. 1166/2013 MADS, Res. 1852/2013 CAR, Res. 2135/2014 CAR, Resolution 1189/22/07/2104 MADS, Res. 1120907/17-03-2015 CORNARE, Res. 141011201207/17-03-2015 CORNARE, Res. LA. 0882/04/08/2014 ANLA, Res LA. EIA1-9872 21/04/2014 CVS, among others. The provision is recognized at the present value of the expected costs to settle the obligation using estimated cash flows. The main assumptions considered in the calculation of the provision are estimated costs, CPI and TES fixed rate. As of September 30, 2023, the main subsidiaries that contribute to this concept are: EPM with \$5,917 ESSA with \$4,696 and CENS with \$2,951.
- Environmental impacts Ituango Hydroelectric Power Plant: With the entry into operation of the two power generating units of the Ituango Hydroelectric Power Plant, obligations arise from the use of natural vegetation cover found in the areas where different infrastructures were implemented for the project (reservoir, camps, roads, workshops, storage areas, among others), in this sense, according to

its environmental license, the project must make forest compensations in a ratio of 1 to 1 in the intervened areas of tropical rainforest and 1 to 5 in the areas of tropical dry forest. In general, these compensation obligations are associated with the biotic environment PMA programs related to the management and conservation of vegetation cover, the subprogram for reestablishing forest cover, the subprogram for the management and protection of fish and fishery resources in the lower and middle Cauca river basins, and the execution of these activities also addresses the obligations associated with requests from the competent authorities (Coranquia and Corpourabá) for the use of species with regional restrictions. The balance of the provision as of September 30, 2023, amounted to \$3,215.

- Environmental compensation and 1% mandatory investment: Law 99 of 1993, established the mandatory nature of environmental licensing for the development of any activity that may produce serious deterioration to renewable natural resources or the environment, or introduce considerable or notorious modifications to the landscape and depending on the type of activity, the size and location of the project, and assigned the competencies in relation to environmental licensing to the National Authority of Environmental Licenses, the Regional Autonomous Corporations, or the metropolitan areas.

Article 321 of Law 1955 of 2019, indicates that all holders of an environmental license who have pending investments as of May 25, 2019 may avail themselves of the percentage increase in the value of the forced investment liquidation base of not less than 1%, according to the year of commencement of activities authorized in the environmental license and defined the requirements and procedures to update pending investments and avail themselves of new terms of execution subject to the approval of the ANLA.

As of September 30, 2023, for the EPM Group, obligations of this type are contemplated in the amount of \$51,117 related to the use of water taken directly from natural sources, in the projects carried out in: Ituango Hydroelectric Power Plant, Porce III, Porce II. In accordance with the law, the executed values of 1% are: Ituango Hydroelectric Power Plant for \$44,219, Porce III for \$6,852 and Porce II for \$46

Additionally, as of September 30, 2023 EPM includes a provision for \$51,991 for environmental contingency, established by the specific action plan for the recovery of the parts affected by the events of the Cauca River detour tunnel blockage that the Ituango Hydroelectric Power Plant had on April 28, 2018; by the closing of gates in 2019 that decreased the flow of the river downstream of the project; and by the events that may arise from the technical milestones, pending to be reached due to the contingency, as well as from the execution of the project itself. During the third quarter of 2023 the provision was adjusted by \$4,590 as financial expense and payments have been made in the amount of \$19,766. The balance of the provision as of September 30, 2023, amounted to \$51,991.

The specific action plan for recovery should consider three framework programs:

- a. Recovery of affected bogs.
- b. Recovery of affected fish fauna
- c. Restoration of aquatic habitats located in the affected area.

These three programs correspond to the environmental component as a response to the identification of the damages caused, as well as discretionary actions. Also included are social programs, economic activities, infrastructure, risk management, among others.

The different actions are planned to be developed between the municipalities of Valdivia and Nechí; however, if impacts are identified in the municipalities that are part of La Mojana, they will also be the object of the intervention.

In the EPM Group, with the entry into operation of the two power generating units of the Ituango Hydroelectric Power Plant, the following provisions were recognized:

Monitoring: obligation originated by the monitoring and follow-up plan that is part of the activities contemplated in the environmental license of the project, in general these monitors correspond to the

follow-up to be performed by the project to the different physical, biotic, and socioeconomic variables that are addressed with the environmental management measures contemplated in the project's Environmental Management Plan (EMP), and their basic purpose is to evaluate over time the evolution of these variables in order to identify their behavior and response to the occurrence of the impacts caused by the development of the project and the application of the management measures contemplated in the EMP. The balance of the provision as of September 30, 2023, amounted to \$43,869.

Mandatory social commitments: obligations related to the execution of activities related to the agreements with the Nutabe de Orobajo indigenous community, improvement of living conditions, restitution of social or community infrastructure and compensation for loss of housing or economic activities of the families and communities that were impacted by the construction and/or operation of the Ituango. These obligations are contemplated in programs and projects of the EMP (social component), which include, among others, the program of integral restitution of living conditions, the project of restitution of community infrastructure, the attention to commitments associated to the agreements with the Nutabe indigenous community and the other programs of management of the socioeconomic environment contemplated in the environmental license of the project. The balance of the provision as of September 30, 2023, amounted to \$43,617.

14.1.2 Litigation

This provision covers estimated probable losses related to labor, administrative, civil and tax (administrative and governmental) litigation arising from the operation of the Group's companies. The main assumptions considered in the calculation of the provision are: Average CPI to actual data in previous years and projected data in future years, discount rate calculated with reference to market yields of bonds issued by the National Government, estimated value to be paid, start date and estimated date of payment, for those lawsuits classified as probable. To date, there is no evidence of future events that could affect the calculation of the provision.

In the Group companies operating in Colombia, in order to reduce the uncertainty conditions that may arise with respect to the estimated date of payment and the estimated value payable of a lawsuit classified as probable, there are business rules based on statistical studies with which the average duration of the processes per action was obtained and also the application of the jurisprudence to the maximum ceilings that it defines for the value of non-pecuniary or immaterial claims when these exceed their amount, as described below:

Average duration of proceedings per action

Administrative and tax

Type of legal action or procedure	Average length (in years)
Abbreviated	4
petition for compliance	4
Group Action	6
Representative actions	4
conciliation (pre-trial)	2
Partie civile proceedings	4
Contractual (Breach of contract)	13
Survey and demarcation	5
Executive	5
Singular executive	3
Expropriation	4
Comprehensive reparation incident (criminal)	2
Imposition of easement	4
Nullification of administrative acts	5
Nullification and reestablishment of rights	10
Nullification and reestablishment of labor rights	11

Type of legal action or procedure	Average length (in years)
Ordinary	7
Ordinary of Membership	5
Accusatorial Criminal (Law 906 of 2004)	4
Division's lawsuits	4
Protection of consumer rights	6
Police Grievances	3
Right to Reclaim	7
Direct compensation	12
Oral	5

Labor proceedings

Type of legal action or procedure	Average length (in years)
Labor solidarity	3.5
Pension	3.5
Extra Hours	3.5
Job Reinstatement	4
Salary Scale Equalization	3.5
Unfair Dismissal Compensation	3.5
Reassessment of Social Benefits	3.5
Compensation work accident	4
Refund of Health-Pension Contributions	4

Application of jurisprudence

Typology: The amounts of the claims for compensation for non-pecuniary damages shall be recorded according to the following typology:

- Moral prejudice.
- Damage to health (physiological or biological damage), resulting from bodily or psychophysical injury.
- Damage to relationship life.
- Damage to constitutional and conventional assets.

The amounts of other non-pecuniary claims not recognized by jurisprudence will not be recorded, unless it can be inferred from the claim that, in spite of being denominated otherwise, they correspond to one of the admitted typologies. Claims for non-pecuniary compensation for damage to property shall not be recorded either.

Quantification: The amount of non-pecuniary claims shall be recorded uniformly as follows, regardless of their typology:

Direct victim Compensation	100 Monthly Minimum Legal Wage Enforced (SMMLV)
Indirect victim compensation	50 Monthly Minimum Legal Wage Enforced (SMMLV)

- **For subsidiaries in Chile:** with respect to the probable date of payment of the lawsuits, the type of process, previous cases, and the progress of the procedural stages of each case are taken into consideration, which can be very specific and varied depending on the subject matter. In this regard, labor proceedings, being oral and having only two hearings, have a maximum duration of six months, except in specific cases where there are problems in the notification of the claim, or the hearings are suspended. In civil lawsuits, given that they are long processes of long knowledge and written processing,

they can last at least two years, so the estimated time in the lawsuits currently being processed by the subsidiary Aguas de Antofagasta S.A., considering its state of progress, should be until 2023.

Quantification: to determine the amount of the judgments, in principle, the amount of the plaintiff's claim is considered, since jurisprudence cannot be applied in this sense, and the amount will vary depending on the Court and the cause of action. Additionally, in civil lawsuits, the amount of the compensation will depend on the court that dictates it, since in Chile there is no precedent system. What a civil judge cannot do, and even less the appellate and supreme court, is to award higher amounts to the claims.

- **For subsidiaries in Panama:** regarding the estimated payment date, each case is evaluated individually with external legal counsel, taking into consideration the average duration of similar processes.

Quantification: The estimated amount to be paid in a lawsuit is determined based on the amount of the plaintiff's claim and an analysis of the specific condition that motivates the lawsuit in order to determine the recognition of a possible damage. For this purpose, we rely on the assessment of external legal advisors of each company and in certain cases with the support of insurance advisors in case an actuarial valuation is required.

- **For subsidiaries in El Salvador:** the estimated date of payment for administrative or judicial processes is estimated based on the average duration of the processing of similar processes, obtained from statistical data over the 20 years of operation of the subsidiaries.

Quantification: El The estimated amount payable in litigation is determined based on the amount of the initial claim filed against the company.

The following are the recognized litigations:

Company	Third party	Pretension	Value
EPM	Maikol Arenales Chaves	To declare the defendants administratively responsible, as the perpetrators of the antilegal damage having destroyed the fishing resource of the Montecristo Cienagas Complex, which is due to the construction of the IHP.	321,821
	Oscar Elías Arboleda Lopera	It includes 173 claimants who worked for EADE; and, they say that in the dissolution and liquidation of this company there was an employer replacement with EPM, which obliges it to all the work credits.	47,257
	Luis Fernando Anchico Indaburo	To declare EPM administratively responsible, as the cause of the antilegal damage due to the destruction of the fishing resource of the Montecristo cienagas complex, which is due to the construction of the IHP (Ituango Hydroelectric Project) and it requests recognition and payment of a minimum wage for each household from february 2019 until the sentence is handed down, this is called by the defendants as consolidated loss of profits.	21,755

Company	Third party	Pretension	Value
EPM	Roger Alberto Gil Barragán	To recognize as compensation for each of the members of the group "ASOBAPEBEL", which are one hundred and ninety-three (193) for the anti-legal damage caused, the moral, material injury and the violation of fundamental rights such as decent living, vital minimum, decent housing, work, Food security and the destruction of its source of subsistence, the displacement of its territory and the antilegal psychic and physical transformation of its lives, bearing as a title of imputation the exceptional risk due to the emergency that caused the damage to the Cauca river.	21,485
	Santiago Andrés Ortiz Mora	To declare EPM responsible for the damage caused, the moral, material and the violation of fundamental rights, caused to the members of the "SAN ROQUE" group, for the destruction of its source of subsistence, The displacement of their territory and the psychic and physical transformation of their lives due to the affectation originating in the "Hidroituango" plant in April 2018. The amount for each of the 161 members of the group is SMMLV 100, for a total of 14,132,628,300. It is claimed for loss of profits for the 1,146,431,34.	17,119
	Other Labors	processes with average of \$101 and less than \$1,073.	16,402
	Rodrigo Antonio Muñoz Arenas	To declare the responsibility of the State for the deficiencies or omissions in which the defendants incurred, by not measuring the danger, threat and damage that would be caused by the indiscriminate felling of trees in the area of influence of the dam, to which, communities attribute changes in river behavior and landslides in the area. To condemn the payment of the plaintiffs and members of the affected group to the vital minimum lost for the time that the emergency lasted, \$4,307.103.200.00.	13,888
	Javier Maure Rojas	To declare EPM administratively responsible, as the cause of the antilegal damage when it destroyed the fishing resource of the Montecristo cienagas complex, which is due to the construction of the IHP (Ituango Hydroelectric Project); that a minimum wage be recognized and paid for each household from february 2019 until the sentence is passed and the recognition of a future loss of profits from the time of the sentence to the probable life of each of the claimants.	13,672

Company	Third party	Pretension	Value
EPM	Other Administrative	litigation with an average of 443 and less than \$1,379.	9,663
	Gustavo Jiménez Pérez	To declare EPM E.S.P. responsible for the illegal damage caused, moral, material and fundamental rights violations caused to the 75 members of the "ASOMIBA" group; for the destruction of their source of subsistence, the displacement of their territory and the repair of the damage; The members of the group "ASOPEISLA" are requested to pay the intangible and material damages due to the start of the emergency arising from the project "Hidroituango", of compensation for each of the members of the group "ASOMIBA", is set at one hundred (100 SMLV).	8,643
	Esilda Rosa Romero Aguas	They request that EPM be declared administratively responsible as a result of the damages caused to the claimants and that the amount of SMLMV 80 be recognized in the form of moral injury for each of the claimants: 39 in total.	7,983
	John Walter Jaramillo	That the invalidity of the dismissal, with their respective salaries and increases, be declared the social benefits for as long as they remain unlinked; likewise, it will be on the account of the demanding social security contributions until it is effectively reintegrated.	5,406
	Unión Temporal Energía Solar S.A. y Estructuras Arbi Ltda.	That it be stated that the tender submitted by the complainants to tender No. ES-2043-GI, convened by EPM, was legally eligible to take it into account at the time of awarding the respective contract of tender No. ES-2043-GI.	3,454
	Municipio de Copacabana	That it be declared that EPM has partially breached contract 8405949 and that it is responsible for the economic damages suffered by the municipality of Copacabana, as the public lighting tax of the industrial and commercial sectors is not collected, during the periods of 2007, 2008, 2009, 2010 and part of 2011. These have been settled in the sum of the \$1.034'385.066 and that must be paid upon execution of the providence that resolves the present claim.	3,145

Company	Third party	Pretension	Value
EPM	Humberto Hernando Gómez Franco	Declare EPM administratively and patrimonially responsible for the injuries suffered by Mr. HUMBERTO HENANDO GÓMEZ FRANCO, when he was electrocuted by high voltage cables owned by the defendant entity, on 10/23/2013, on the La Playa farm owned by of Mr. Antonio Lopera, located in the La Virgen sector, of the Vereda Hoyorrico jurisdiction of the Municipality of Santa Rosa de Osos.	2,256
	Francisco Javier Muñoz Usman	That the nullity of the conciliation act signed by vice in the consent is decreed and consequently the reinstatement of the contract of employment, the reinstatement, the payment of all the salaries and benefits left to receive, in the same way that social security contributions are canceled from the moment of dismissal and even when the actor is reintegrated.	2,141
	Moraine Olave De Larios	Relatives of the former Integral worker who died in Ituango, claim for full compensation of damages, for moral damages caused. Solidarity.	1,972
	Seguros del Estado S.A.	That if the Policy has become effective, EPM is ordered to reimburse the insurer for the duly updated amount paid for the compensation. USD285,000	1,499
	Omar Augusto Lugo Hoyos	That the nullity of the conciliation act signed by vice in the consent is decreed and consequently the reinstatement of the contract of employment, the reinstatement, the payment of all the salaries and benefits left to receive, in the same way that social security contributions are canceled from the moment of dismissal and even when the actor is reintegrated.	1,358
	CORANTIOQUIA - Corporación Autónoma Regional del Centro de Antioquia	That because of the declaration of nullity of Resolution No. 130 TH1106 - 8318, of June 7, 2011, CORANTIOQUIA again liquidate the fee for the use of water collected from the Riogrande and that it was charged with invoice No. TH1195 of April 11, 2011, For the period 2010, as provided for in Decree 155 of 2004, and return to EPM what it overpaid.	1,110

Company	Third party	Pretension	Value
EPM	Luis Bernardo Mora Meneses	EAS readmission	1,074
	Área Metropolitana del Valle de Aburrá	Declare the nullity of the Metropolitan Resolutions: No. S.A. 001085 of 2012/07/05 "For the collection of remuneration rate - Connected Sector"; and, the No S.A. 000189 of 2014/02/17 "Resolving a Resource for Replacement" both issued by the Environmental Deputy Director of the Metropolitan Area of the Aburrá Valley; and, declare that EPM E.S.P. is NOT obliged to pay the AREA A sum whose return must be made in an indexed manner from the moment the payment is made and until the date on which effective compliance with the sentence with which it is terminated is verified. to the controversy.	1,051
	Various Prosecutors	5 processes with an average of \$48 and amount less than \$1,109.	242
	Total EPM		524,396
CHEC	Cartones y Papeles del Risaralda S.A. and others	Repair and payment of moral and material damages.	5,362
	Leidy Marcela Jiménez Jaramillo	Loss of earnings/material-moral damage.	4,512
	Jose Hernando Anturi Noriega and others	Permanent travel expenses - social security contributions.	3,226
	Jose Aníbal Acevedo, Julián Andrés Galvez Henao, Germán Alberto Morales Flórez, Juan Pablo Orozco and others	Reimbursement to the position, reliquidation of social benefits and moratorium sanctions.	1,999
	Carlos Yamid Moreno and other	Employer's fault work accident	1,264
	Hernando de Jesus Ocampo Jimenez and others	Reality contract / Pension part fee.	1,255
	Salomón Galvis Giraldo and others	conventional retirement	923
	José Alberto Bedoya Uribe	100% recognition allowance 14	515
	Luis Alberto Merchan Gomez and others	Compensation for consequential damage	444

Company	Third party	Pretension	Value
CHEC	Nestor Hernandez Morales and others	Pension substitution.	422
	Germán Neira Marín	Settlement - Readjustment of wages and social benefits	256
	Jairo Antonio Amariles Marulanda	Public excuses and compensation payment.	159
	Frank Estivar Escudero Aristizábal and others	Settlement payment and social benefits	93
	Colpensiones	Nullity administrative act	29
	reconciliation balance	Payments made without finishing processes / in different periods	(40)
Total CHEC			20,419
CENS	Elsa Reyes De Buitrago and others	Indexation of the first pension allowance, in their condition of pensioners and/or pension substitute to all the claimants and cancellation of interest to the legal maximum contemplated in Law 100 of 1993 in its article 141.	4,373
	Sara Franco Guerrero and others	Material damages/moral damages/damage to life in relation	3,238
	Carlos Omar Rincon Carrillo and others	Recognition and payment of transportation assistance discounted by the contractor, expenses assumed for maintenance of work tools, social benefits, vacations and moratorium compensation for the payment of the liquidation at the end of the employment contract, in addition to the costs of the process.	2,707
	Other labor processes with an amount less than \$150 million	Other labor processes (53) with an amount less than \$150 million.	2,294
	William Alexis Ramírez	Stop charging for public lighting to the municipality of Cúcuta, reimbursement of balances for public lighting to the municipality, payment of contractual and non-contractual damages. Claim: \$928,023,004.78 Incentive: 15% of the value recovered by the Municipality.	1,487

Company	Third party	Pretension	Value
CENS	Jesus Efrain Ibarra Ochoa	That pension compatibility be declared between the retirement pension recognized by CENS and the old-age pension recognized by the ISS pensions today Colpensiones.	1,372
	Ermelina Pérez de Rivera and others	That it is declared that CENS has the obligation to continue paying all the contributions to health and to continue paying 12% on the pension allowance; Likewise, reintegrate the contributions not paid from the date of compatibility of the pension, indexing them, plus default interest.	1,024
	Luis Alberto Peña Villamizar	Complaint for compliance with the judgment issued within the ordinary labor process 200-097.	773
	José Herlin Velandia Rojas and others	Recognize the conventional benefits of articles 20, 21, 26, 36 in the same way as the workers who entered the company as workers before February 1, 2004, the moratorium compensation of article 99 of Law 50 of 1990, costs, indexing and extra and ultra petita.	474
	Richard Arcenio Rodríguez Camargo and others	That it be declared that the time of service as a SENA apprentice in CENS of the plaintiffs will be taken into account for all purposes with the date on which they began as contract workers for an indefinite term in accordance with the provisions of the collective labor agreement, in addition to declare that the company has failed to fully comply with the postulates provided for in said convention and recognize and pay the plaintiffs all the corresponding labor credits.	464
	Distrito Especial de Ciencia, Tecnología e Innovación de Medellín	Declare the nullity of resolutions No. 37797, 37798, 37799, 37807, 37800 and 37801 of August 29, 2019, by means of which the Subsecretariat of Revenue of the Municipality of Medellín carried out review liquidations to the withholding agent CENS S.A. E.S.P., on the works contracts entered into with third parties for the months of February, May, June, August, September and October 2017.	256

Company	Third party	Pretension	Value
CENS	José Javier Velandia	That CENS and Acomyconta be declared administratively and extra-contractually responsible for the damages caused by disqualifying Mr. José Velandia, for loss of earnings, moral damages, for a value of 1,500,000 from the date of presentation of the claim.	218
Total CENS			18,680
ADASA	Superintendence of Sanitary Services	SISS sanctioning file - 2022	5,717
	Superintendence of Sanitary Services	SISS sanctioning file - 2023	3,274
	Superintendence of Sanitary Services	SISS sanctioning file - 2021	1,433
	LASERMED Professional Society	C-3934-2020 Lawsuit for compensation for damages, due to waterlogging in dermatological clinics.	1,344
	Galarce and others/ Aguas de Antofagasta	Compensation for damages caused to real estate	1,004
	Municipality of Sierra Gorda	C-2883-2020 Lawsuit for compensation for damages, for settlement in the mayor's building.	627
	Arzobispado de Antofagasta and other	Awaiting final judgment	304
	Cordero and others/ ADASA	O-454/697-2023 -O-5996-2022	117
	Acuña/ Aguas de Antofagasta	J-11-2022 Collection of post-mortem compensation	58
	Fuentes/Inversiones Roma SPA	T-538-2023	42
	General Directorate of Water	FO-0203-299 Inspection for unauthorized work in riverbed	28
	State Defense Council / ADASA	C-3796-2017 Application of a fine for extracting water over the authorized flow of the Toconce catchment	3
Total Aguas de Antofagasta S.A.			14,219

Company	Third party	Pretension	Value
ESSA	Alba Liliana Ochoa Hernandez and others	To declare ESSA administratively responsible for the death of individuals and to condemn the payment of moral and material damages.	2,564
	Johana Andrea Granados Olarte and others	Request for payment for moral and material damages, injuries, loss of profits/consequential damages.	2,125
	Gabriel Antonio Villegas Murcia and other	To condemn Electrificadora de Santander S.A. E.S.P. to the payment of compensation for the accident at work of the claimant.	1,801
	Laura Constanza Acevedo Pérez and others	Declare termination of the work contract in violation of due process	1,767
	María Eugenia Cobos Ramírez	Work accident claim. ESSA SA is jointly and severally sentenced to pay the full and ordinary compensation for damages referred to in article 216 of the CST.	302
	Alicia Roa de Parra and others	Recognition of pension substitution/disability pension	225
	Payment of processes made in September 2023	Payment made in September 2023 of processes 19019920 and 16014817, which as of the cut-off date - August 2023 - are valid.	(301)
Total ESSA			8,483
AFINIA	SINTRAELECOL Bolívar and others	Nullity of agreements	1,476
	Oscar Puello Andraus and others	Reliquidation of benefits	1,202
	Sabel Humberto Puerta Padilla and others	disability payment.	925
	Berenice Castillo Meza and others	Indemnity easement / restitution of property	558
	Ana María de Jesús Sofan Sánchez and others	Compensation for ATEP.	551
	Darío Tordecilla Burgos and others	Compensation for death / personal injury	545
	Martha Pareja Medina	Salary leveling.	380
	Francisco José Ayola Méndez	Easement indemnity	184

Company	Third party	Pretension	Value
AFINIA	Carmen Inés Yanes Ortiz	Annulment of affiliation and pension fund transfer.	166
	Luis Ramón Delgado González	refund action.	116
Total AFINIA			6,103
EMVARIAS	Pedro Nel Rendon Morales and others	Readjustment of conventional pension/ reliquidation of pension/ readjustment of substitute pension.	863
	William A. Saldarriaga Benjumea	Recognition of moral damage	840
	Eliana de las M. Rojo Echavarría and others	Survivor pension/funeral aid	530
	Arley Alonso Vélez Toro and others	Labor liability / nullity and restoration of labor law.	476
	Verónica Milena Cardona Acosta and others	reality contract.	321
	Alexis De Jesús Botero Jiménez	Labor solidarity with JAC Pradera	218
Total EMVARIAS			3,248
ELEKTRA NORESTE S.A.	Alex Montenegro and others (Urbanización La Toscana)	Civil process - residents La Toscana	1,196
	ASEP	Civil proceedings for lawsuit against ENSA Res.12581	608
Total ELEKTRA NORESTE S.A.			1,804
Aguas Nacionales	Alberto Guerrero Castro and others	Relicidation of wages, benefits and social security and compensation Moratorium.	1,037
	Fray Noe Betancert Tarkta and others	Reinstatement and Workers' Compensation	346
	Natalia Lopez Montoya	Declare the existence of the labor relationship, payment of wages, social benefits, compensation, sanction Moratorium of Article 65 CST.	181
	Margarita M. Arcila López	Recognition of material damages due to the wastewater that entered your home due to the interventions carried out by EPM	40
Total Aguas Nacionales			1,604

Company	Third party	Pretension	Value
DELSUR	SIGET	Claim for compensation reimbursements from technical indicators	366
	Miscellaneous Customers	Complaint due to error in Presentation and Disclosure the fare basis	335
	Municipal Mayor of San Salvador and others	Municipal tax claims for installation of poles	49
	Plásticos Diversos S.A. de C.V. and others	Claim for damaged appliances	18
Total DELSUR			768
Total recognized litigation			599,724

- Amount stated in millions of Colombian pesos -

14.1.3 Contingent consideration - Business combinations

Corresponds to the contingent consideration related to the acquisition of the subsidiaries Espíritu Santo Energy S. de R.L. and Empresas Varias de Medellín S.A. E.S.P. - EMVARIAS. The balance as of September 30, 2023, amounted to \$129,750 and \$15,545, respectively, for a total provision in the Group of \$145,295.

The main assumptions considered in the calculation of the contingent consideration related to the acquisition of Espíritu Santo are estimated date of occurrence of the milestones associated with the contingent payment, the associated probability of occurrence and additionally, the discount of the payment flows was considered by applying a discount rate (SOFR rate) according to the risk of the liability. To date, there is no evidence of future events that could affect the calculation of the provision.

The main assumptions used on the future events of the contingent consideration related to the EMVARIAS acquisition are: litigation in progress against EMVARIAS at the date of the transaction, definition of the year of materialization of each of the litigations, definition of the value linked to each of the litigations, estimate of the future contingent disbursements linked to the litigations estimated for each year and discount rate (TES fixed rate) to discount the flows of future contingent disbursements. To date, there is no evidence of future events that could affect the calculation of the provision.

14.1.4 Guarantees

Provision balance of \$85,308 for the non-compliance from November 2021 to October 2023, to the transporter Intercolombia for the months following the entry into operation of the Ituango Hydroelectric Power Plant connection infrastructure. During the third quarter of 2023 the provision was adjusted by \$9,225 between provision expense and financial expense and payments have been made in the amount of \$29,970. The balance of the provision as of September 30, 2023, amounted to \$85,308.

14.1.5 Other provisions

Las The subsidiaries that, in the Group, contribute to the item of other provisions are:

EPM in Colombia includes the detail of the following provisions: a) for events focused on the quality of life of employees and their family group, such as: employer's policy, multiplier points, Somos program, technical reserve and provision for high cost and catastrophic diseases; b) provisions related to environmental sanctioning procedures and sanctions imposed by the competent authorities; c) provisions related to the Ituango Hydroelectric Power Plant; d) union contribution.

The main assumptions considered in the calculation for each type of provision are as follows:

Employer's policy: granted to EPM employees as an extra-legal benefit. An aggregate deductible was contracted from July 1, 2023, to June 30, 2024, for \$4,750. The main assumptions considered in the calculation for each type of provision are discount rate TES fixed rate, estimated value to be paid and estimated payment date. To date, there is no evidence of future events that could affect the calculation of the provision. The balance of the provision at September 30, 2023 totaled COP 5,284, which includes payments for COP 2,754.

Technical reserve: associated to the Medical and Dental Service Unit of EPM and which is stipulated in Article 7 of Decree 2702 of 2014, which has the purpose of maintaining an adequate reserve to guarantee the payment of the provision of health services of the Social Security Health System. This reserve includes both the health services already known by the entity, as well as those occurred, but not yet known, which are part of the mandatory health plan and complementary plans, as well as disabilities due to general illness. The basis for calculating the reserve is that corresponding to all service authorizations issued and which at the cut-off date on which the reserve is to be calculated have not been collected, except those corresponding to authorizations issued more than twelve months ago or those that at least four months after having been issued, there is evidence that they have not been used. The balance of the provision as of September 30, 2023, amounted to \$17,831.

High cost and catastrophic diseases: the basis for calculating this provision is that corresponding to the analysis of the entire population attended by members and beneficiaries of the Adapted Health Entity (EAS) of EPM, who suffer from any of the authorized pathologies. The balance of the provision as of September 30, 2023, amounted to the amount of \$22,655, which includes payments in the amount of \$1,213.

For the other provisions described, the main assumptions considered in the measurement are estimated life expectancy, estimated payment date, estimated payment value, discount rate calculated with reference to market yields of bonds issued by the National Government.

Environmental sanction procedures:

As of September 30, 2023, the Group has a balance of \$1,408 for environmental sanctions imposed by the ANLA to Sociedad Hidroeléctrica Ituango S.A. E.S.P. resolution No. 00826 of April 26, 2022, for the affectation to the protection assets of soil, flora and water resource, in the affected areas around the Ituango Hydroelectric Power Plant.

Other penalties:

- As of September 30, 2023, the Group has a balance of \$82 for penalties imposed by the Superintendence of Industry and Commerce to EPM for: a) the profit or loss from technical audits to the Natural Gas Vehicle service stations, for nonconformities found for supply in the chips, according to resolution 40278 issued by the Ministry of Mines and Energy.
- As of September 30, 2023, the Group has a balance of \$58 in EPM, for the easement imposition process for the San Lorenzo-Calizas energy project.

Ituango Hydroelectric Power Plant Contingency:

- In EPM, provision for the contingency of the Ituango Hydroelectric Power Plant that caused the rising waters of the Cauca River as a profit or loss of the project on April 28, 2018. This provision covers the attention of those affected in Puerto Valdivia for compensation for consequential damages, loss of profits, moral damages and repair to community infrastructure. During the third quarter of 2023 the provision was adjusted by \$2,764 between provision expense and financial expense and payments have been made in the amount of \$2,764. As of September 30, 2023, the balance of the provision amounted to \$34,695.

AGUAS REGIONALES - Urabá - Colombia includes provision for environmental sanction issued by Corpourabá for non-compliance with the Sanitation and Dumping Management Plan (PSMV) approved by the municipality of Apartadó. The balance of the provision as of September 30, 2023, amounted to \$6,036.

EDEQ - Armenia, Quindío - Colombia includes provision corresponding to payment for connection service to CHEC associated to the Armenia 230 KV Substation for remuneration of assets and AOM. The balance of the provision as of September 30, 2023, amounted to \$741.

CENS - Norte de Santander - Colombia includes provision corresponding to expected losses from construction contracts. The balance of the provision as of September 30, 2023, amounted to \$23.

ADASA in Chile includes the provision related to the return of the working capital existing at the end of the concession term of the Sanitary Concession Transfer Agreement signed between the Company and Econssa Chile S.A. The balance of the provision as of September 30, 2023, amounted to \$39,884.

ENSA in Panama includes the provision related to compensation to customers for non-compliance with service quality standards, which are regulated by the National Authority of Public Services of Panama (ASEP). The balance of the provision as of September 30, 2023, amounted to \$49,137.

TICSA in Mexico includes provisions related to contractual obligations, electric energy expenses and other expenses related to plant construction projects. The balance of the provision as of September 30, 2023, amounted to \$3,382.

DELSUR in El Salvador includes provision related to customer claims for undue charges, voltage variations, damage to electrical appliances, among others. The balance of the provision as of September 30, 2023, amounted to \$3,665.

14.1.6 Estimated payments

The estimate of the dates on which the Group considers that it will have to make payments related to the provisions included in the consolidated statement of financial position as of the cut-off date is as follows:

Estimated payments	Decommissioning or environmental restoration	Litigation	Business combination	Associated implicit obligations and joint ventures	Warranties	Other provisions	Total
To One year	44,611	28,846	-	-	30,038	15,352	118,847
To Two-year	146,100	217,875	152	0	-	37,907	402,034
To Three years	53,008	454,651	-	-	-	13,881	521,540
To four or more years	56,559	141,055	145,143	16,752	-	-	359,509
Total	300,278	842,427	145,295	16,752	30,038	67,140	1,401,930

Amounts stated in millions of Colombian pesos

14.2. Insurance technical reserves

The technical reserves associated with insurance contract obligations for property damage, tort liability, infidelity and financial risks, directors and officers, errors and omissions, and cyber risk programs are detailed below:

Insurance technical reserves	September 30, 2023	December 31, 2022
Loss reserves payable	115,034	136,500
Reserve for unreported incurred losses	170,158	201,910
Unearned premium reserve	132,984	84,381
Total	418,176	422,791

Amounts stated in millions of Colombian pesos

The movement in insurance technical reserves is as follows:

September 30, 2023	Initial balance	Adjustments in technical reserves	Final balance
Loss reserves payable	136,500	(5,191)	131,309
Reserve for unreported incurred losses	201,910	(7,679)	194,231
Unearned premium reserve	84,381	(51,937)	32,444
Total	422,791	(64,807)	357,984

Amounts stated in millions of Colombian pesos

December 31, 2022	Initial balance	Adjustments in technical reserves	Final balance
Loss reserves payable	116,235	20,265	136,500
Reserve for unreported incurred losses	149,384	52,526	201,910
Unearned premium reserve	60,917	23,464	84,381
Total	326,536	96,255	422,791

Amounts stated in millions of Colombian pesos

14.3 Liabilities, contingent assets

The composition of contingent liabilities and assets that are not recognized in the financial statements are as follows:

Type of contingency	Contingent liabilities	Contingent assets
Litigation	3,661,687	70,886
Guarantees	360,636	-
Total	4,022,323	70,886

Amounts stated in millions of Colombian pesos

The Group has litigation or proceedings that are currently pending before jurisdictional, administrative and arbitration.

The main litigations pending resolution and judicial and extrajudicial disputes to which the Group is a party as of the cut-off date, as well as disputes, are indicated below:

14.3.1 Contingent liabilities

Company	Third	Pretension	Value
EPM	Hydroelectric Ituango S.A.	To declare that the BOUNWTO Contract, signed on 2011/03/30, between HIDROITUANGO and EPM ITUANGO, of the Pescadero Ituango Hydroelectric Project, and the latter's contractual position was ceded by the latter to EPM, who acquired all Rights and Obligations its operations under the agreed terms and conditions; and, who is obliged to comply fully and promptly. To declare that EPM has failed to comply with the Contract for not implementing, within the agreed time limit: Milestones 8 and 9, the construction for the entry into Commercial Operation of Group 1 of Units; and, at the payment of all costs, "overruns", including financial costs, incurred. To declare that EPM has the obligation to pay the monthly remuneration to which HIDROITUANGO is entitled, whose date of enforceability of the first payment is the Business Operation Entry Date of Group I of Units. Likewise, to plead guilty for material damages in the loss of profits made in the sum of the 621,221,00,000, plus the monthly value that is caused during the process.	737,080
	Miscellaneous Administrative	656 processes below the \$2,705 with an average of \$787	524,408
	ISAGEN S.A. E.S.P.	Grant EPM to compensate ISAGEN for the damages it suffered because of the fire and the consequent unavailability of the Guatape Central.	360,953

Company	Third	Pretension	Value
EPM	Hydroelectric Ituango S.A.	To declare that, between ITUANGO HYDROELECTRIC plant and EPM, there is a Contract for the financing, construction, assembly, development, start-up and operation of the Pescadero Ituango Hydroelectric Project, known as BOUNWTO, held on 2011/03/30, where EPM ITUANGO relinquished its contractual position in favor of EPM. EPM was forced to meet MILESTONE 7 "The closure of the bypass gates and the commencement of filling the reservoir (...)" by 2018/07/01; which it failed to comply with. In addition, it has partially failed and/or has late or failed to perform MILESTONE 9 "The Entry into Commercial Operation of Unit 1" by 2019/08/27. EPM is therefore obliged to pay the "penal clauses of constraint for failure to comply with Milestones," which is why THE ITUANGO HYDROELECTRIC plant has the right to demand the payment of penal clauses of constraint up to the value of the "maximum financial liability" corresponding to US\$450m.	333,218
	ELECTRICARIBE - Electricadora del Caribe S.A. E.S.P.	To declare that EPM failed to comply with the Acquisition Contract, by abstaining from making the adjustment of the compensatory payment for the anticipated award, in favor of ELECTRICIFICADORA DEL CARIBE S.A. IN LIQUIDATION. Therefore, the CARIBBEAN ELECTRICIER - IN LIQUIDATION - has the right to receive the difference between the compensatory payment for an award at the closing date and the compensatory payment for a final award, which amounts to (COP7 43,548,032,051). To declare that EPM, for its non-compliance, is obligated to pay the delinquent interest, between 2020/11/09 or the date determined by the Court and the date of effective payment of capital sentences.	152,665
	Neighborhood Villa Esperanza	Immaterial injury in proportion to SMLMV 100 for each of the members of the group, that is, for one hundred and ninety-six (1296) persons, which in total is equivalent to one hundred and thirteen thousand seven hundred and sixty-three million and thirty-nine thousand two hundred pesos (\$113,763,139,200). Material injury resulting from the destruction of each of the houses, calculated at an individual value per house of five million pesos (the 5,000,000), which in total indicates are 377, for a total of one thousand eight hundred and eighty-five million pesos (1,885 million pesos).	130,424

Company	Third	Pretension	Value
EPM	CCC Ituango consortium	To declare that the Claimants built the GAD in accordance with the detailed drawings and designs; the Technical Specifications of Construction; and the instructions and requirements of EPM and INTERVENTORIA; That the contingency that occurred in the project since 2018/04/28 is not attributable to a contractual breach of compliance with the Claimants; and, neither is due to the operation of the works delivered. It requests that EPM be sentenced to pay the Consortium of the Expedited Works Program 70.000,000,000 for an incentive for the execution of the Accelerated Works Program; and, to reimburse the Claimants for any amounts that they are obliged to pay for decisions taken in the indemnification actions promoted by third parties allegedly affected by the Contingency... In total 22 pretensions.	83,362
	Municipality of Bello	That the nullity of Resolutions 2022- RESCRED-77 of November 24, 2022 and 2022 - RESCRED-1 of August 31, 2022 and 2022- RESCRED-100 of December 30, 2022, issued in the coercive collection process promoted by EPM for the collection of the sentence issued by the Council of State, in the process with file 05001233100020110134301 / That it be ordered that, by way of restoration of the right, the payment order that consists of the return of the sums paid by the Municipality of Bello to EPM on the occasion of the payment agreement conditional on the result of the Extraordinary Appeal for review filed against the sentence with file 05001233100020110134301.	71,558
	Aures Bajo S.A.S. E.S.P	First main claim. That it be declared that EMPRESAS PUBLICAS DE MEDELLIN E.S.P. seriously and repeatedly breached the energy supply contract No. CT - 2015 - 000363, signed with AURES BAJO S.A.S. E.S.P., by not timely canceling the full price of the energy supply for the months of September, October, November and December 2022 and January, February and March 2023. That AURES BAJO S.A.S. E.S.P. has the right to have the unilateral termination of the supply contract declared with effect from September 30, 2022. the defendants be ordered, jointly and severally, to pay all of the damages caused constituting consequential	62,678

Company	Third	Pretension	Value
EPM		damage and loss of profits, in a minimum value of twenty billion eight hundred ninety million eight hundred thirty-three thousand three hundred thirty-three pesos m.l. (\$20,890,833,333)	
	Aura de Jesus Salazar Mazo	Collective law Approximately 113 people each claim 1,133,400 for consolidated loss of profits and 78,753,854 for future loss of profits, for destroying, interrupting, and cutting the ancestral paths of the horseshoe leading from the Alto Chiri Vereda of the municipality of Briceno to the Toledo Valley corregiment.	40,694
	Guzman Bayona E Sons S IN C	To declare the Mining-Energy Planning Unit (UPME) and Empresas Pública de Medellin E.S.P. responsible for extra-contractual, patrimonial and solidarily responsible for the de facto way in which they incurred in awarding and installing electric wiring towers over a mining concession area without previously coordinating and without meditating administrative act or judicial resolution for the affectation of the acquired rights.	28,837
	Various workers	220 processes less than \$1,298 with average of \$98.	21,535
	Civil and Real Estate Works S.A - Oceisa	That it be stated that EPM's failure to comply with the primary obligation to deliver studies and designs prevented OCEISA from executing the contract and that it is not contractually responsible for those portions of work that could not be executed by third parties for acts other than the parties that prevented the normal execution of the contract.	19,374
	Compañía Aseguradora de Fianzas S.A.-CONFIANZA.	That the nullity of the resolutions issued in the COACTIVE JURISDICTION process that led to the payment of the sum of the fines imposed by EPM be declared / That EPM be ordered to return to CONFINZA, indexed, the sum that it will pay and that it will effectively payment for USD 5,066,944, corresponding to the entire obligation executed./That EPM be ordered to return to CONFINZA, indexed, the sum that it will pay and that it actually paid for USD 5,066,944, corresponding to the entire obligation. obligation executed.	18,396
	Dayron Alberto Mejia Zapata	Material damages: Loss of profits: Calculated in \$569'000.923, sum to be updated according to the proven; Moral damage: Estimated at 100 s.m.; Damage to health: Estimated at s.m.; And, Damage to Constitutional Goods: they estimate in an amount of 100 s.m., all of the above for each of the shareholders, or in its absence, the maximum granted by the case law for similar cases, for a total as of the date of 4.500 s.m.m.l.v.	14,297

Company	Third	Pretension	Value
EPM	Temporary Union New Hope	To declare that EPM violated and unbalanced the contract CT-2013-000641 whose object was the execution of the construction and electromechanical assembly works of the transmission lines to 230KV Guavio - New Hope and associated reconfigurations PARADISE - New Hope - Circus and Paradise - New Hope - San Mateo.	13,072
	Ivan de Jesus Zapata Zapata	To declare administratively responsible the entities sued for all material, moral and damage to the life of relationship caused because of the execution of an administrative operation that ended with the eviction of the claimants and their family groups from the Finca La Inmaculada, carried out on 2019/10/18. To condemn the defendants to pay the value of the land, buildings, and fixtures, as well as the agroforestry valuation of the property; the damages and affliction arising from the suffering caused by the eviction, the violation of human dignity, and to see how their homes and crops were destroyed. It claims SML 100 for each of the plaintiffs.	10,363
	Abraham de Jesus Barrientos	To declare hydroelectric ITUANGO and EPM responsible for the damages and damages caused; and, in solidarity with THE IDEA, the ALCALDIA OF MEDELLIN and THE DEPARTMENT OF ANTIOQUIA. Loss of profits: From the loss of perception in the displacement due to the emergency caused, damage due to the impossibility of exercising the ancestral economic activity of the barequeo, of which the claimants are supported, calculated at SML 2, for 27 months equivalent to \$50,920,072 per person; For emotional affectations, for each, 100 SMLV, with an estimate of the \$87,780,300 for a total of \$10,094,734,500.	10,071
	Martha Cecilia Arango Usme	That it be declared that EPM occupied the land area or lot located in the urban area of Medellin called ASOMADERA owned by the plaintiff without having exhausted in front of my mandate process or legal mechanism; this is, by means of a way of fact, to install in this abusive way electric power towers and electric lines, leading to irreversible damage and damage that must be repaired.	9,742
	Dario de Jesus Perez Piedrahita	To declare the defendant responsible for the violation of the fundamental and collective rights to life, health, family privacy, the enjoyment of a healthy environment, the existence of ecological balance and the rational management and use of natural resources, they led to the causation of the antilegal damage caused to the claimants/by the imposition of easements in compliance with an energy generation plan that has produced significant damage to the actors, both material and moral.	9,047

Company	Third	Pretension	Value
EPM	INMEL Engineering S.A.S.	To condemn EPM to repair to the Consortium Linea BGA for the damages suffered, in proportion to its participation in the contracting consortium (80%), after Presentation the time of the tender, conclusion, execution and improvement of the contract CT 2016 001695, where unforeseen situations were presented that were not attributable to the contractor, which changed the conditions of execution and made its compliance more onerous for the contractor; and, that the contractor failed while refusing to restore the financial or economic balance of the contract.	8,711
	Radian Colombia S.A.S.	To declare that between EPM and Radian Colombia SAS there was the working record CT-2015-002500-A1, which was aimed at: "Construction, replacement and maintenance of networks, operations and ancillary works of the infrastructure of EPM aqueduct networks". That EPM failed to comply with clause 1.4 Scope and location of the works, and its obligation to pay the additional administrative and location resources required for the care of the northern zone that was assigned to it after the said statement of work.	8,421
	VELPA Soluciones Integrales S.A.	EPM is condemned to pay the amount of damages suffered by VELPA Soluciones because its proposal has been rejected within the hiring process No. 2009-0927 and have been awarded to the firms ELECTROLUMEN Ltda. And MELEC S.A.; as well as the amount of the sums that will no longer receive VELPA SOLUCIONES INTEGRALES S.A., given the impossibility of contracting with the State for a period of 5 years, as a result of the decision taken by EPM.	7,982

Company	Third	Pretension	Value
EPM	VELPA Soluciones Integrales S.A.	That EPM's decision to reject the proposal submitted by VELPA SOLUCIONES INTEGRALES S.A., in the framework of the PC-2009-0974 contracting process opened by EPM, be declared null and void, For being allegedly disabled to contract with EPM and to condemn it to pay the amount of damages suffered when the claim was rejected in the hiring process No. 2009 - 0974 and of the sums that it will cease to receive as a result of the impossibility of contracting with the State for a period of 5 years, as a result of the decision taken by EPM.	7,768
	Diógenes De Jesús Cossio	For environmental damage, the sum of 50 SMLMV for each of the 41 plaintiffs. It is classified as damage to constitutional and conventional assets, in the absence of a category such as the one indicated by the plaintiff. For damage to the family or damage to the life of the relationship 50 SLMV for each of the plaintiffs. For moral damages, the sum of 50 SMLMV for each of the plaintiffs. For consolidated and future loss of earnings, the sum of \$289,767,141,000, for Mr. FABIO ENRIQUE GOMEZ ATEHORTUA.	6,703
	VELPA Soluciones Integrales S.A.	That EPM be condemned for the amount of damages suffered from loss of profits and emerging damage, as the contract CT 2009 0220 has been declared suspended, And the eventual decision to have terminated the contract based on foundations as a non-existent causal and for the sums that will cease to receive VELPA SOLUCIONES INTEGRALES S.A., in the face of the impossibility of contracting with the State for a period of 5 years, and this, On the basis of contracts concluded exclusively with the State during the year 2009 and their projection for the next period of 5 years.	6,203

Company	Third	Pretension	Value
EPM	AXEDE S.A.	Loss of profits for having affected their right to free concurrency, given the actions and omissions advanced by PUBLIC COMPANIES OF MEDELLIN EPM and the company MVM SOFTWARE ENGINEERING.	5,720
	International Bussines Group S.A.S.	THE COMPLAINANT requests the declaration of responsibility of the convoked for the damages suffered by the facts described and the conviction of the payment of the material damages, as follows: Emerging damage, consolidated loss of profits and future loss of profits.	5,675
	I.A. S.A. (Ingenieros Asociados)	Declare non-compliance with contract CW 10084 of 2017, condemning compensation for damages in the form of consequential damage for payroll between May 9 and 15, 2018, transportation, tools and equipment; to compensation for loss of profits due to the availability of equipment and tools between May 10, 2018 and May 31, 2021; and, to compensation for damages in the form of lost profits for financial returns lost between May 10, 2018 and May 31, 2021.	5,389
	Zandor Capital S.A. Colombia	Requests the nullity of administrative acts No. 0156SE-20170130033319 of March 14, 2017, 015ER-20170130045192 of April 8, 2017 and SSPD-20178300036125 of June 20, 2017 and as reinstatement of duty an initial claim of five thousand (5.000) million pesos.	4,718
	Investments Gallego Tobon SAS	Material damages arising from: Construction of two synthetic courts, dismantling of the courts, assembly of the gym; canon of lease for 48 months; labor expenses, advertising and marketing expenses; payment of utilities, stationery, supplies, toiletry supplies; purchase of equipment for the gym; loss of future profit:\$ 1,416,371,947; Moral damages, for the 5 natural conveners: 500 SMLMV/Physiological damage, for 5 natural persons: 500 SMLMV/Loss of opportunity, for the 5 natural persons: 500 SMLMV.	4,692
	Yovan Antonio Quintero Gómez	It declares EPM administratively and civilly responsible. and/or THE COMPANIES; directly from the material and moral damages in its different manifestations and indemnify my principals as MINERS DRAGUEROS in their main activity in which they performed from 1995 to date, totaling 27 consecutive years. indemnify everything that by their own right belongs to them and is covered by law, and what is stipulated in the Manuals of Unit Values for the Payment of Compensations for Economic and Productive Activities; You must deliver and transfer to my principals the compensation for housing, according to the MVU in the place where they decide.	4,597

Company	Third	Pretension	Value
EPM	Licuas S.A.	That EPM be ordered to recognize and pay the contractor the withheld monies, The nullity of the letter 201901301521030257 of 2019 contractual act by which the unilateral termination of contract CW20106 was declared due to non-compliance. Order EPM to restore the project financially and to recognize and pay the cost overruns caused to LICUAS due to the interruption of the project for reasons not attributable to the contractor.	4,507
	Albeiro de Jesus Valencia Perez	The complainant applies for the payment of social benefits and the moratorium penalty, from 09 July 2010, until the total value of all claimants' arrears is canceled, In order to obtain the payment of the judgment issued by the Eighth (08) Labor Decongestion Court of the Circuit of Medellin in the labor lawsuit filed with 05001-31-05-005-2011-0135-00, in which EPM was not party to the proceeding.	4,360
	Buses Coonatra SAS Cup Deposit	PROFIT CESANTE. Estimated from the entry into operation of the logistics center (1 January 2019), until 30 September 2019, at an estimated monthly level of 280.740.048. CONSEQUENTIAL DAMAGE, by payment of salaries and social benefits of personnel who have provided permanent custody services of the property and its maintenance, from December 2018, until September 30, 2020, at any time, that, as holder of the real right of domain, in any case, he is responsible for the conservation and preservation of the good.	4,352
	SMARTGROWTH S.A.S	To declare that EPM is responsible for the antilegal damage and material damages caused to the plaintiffs by actions and omissions in the constitution of the unformalized electric servitude on the rural property "La Cascajera", located in Madrid, Cundinamarca; and, for the damages caused to the mining activity developed. To condemn EPM to the removal of electrical power wiring through the premises; and, to repair for the damage by the school 1,477,586,746, which corresponds to compensation for the occupied area, and which is susceptible to the constitution of servitude not formalized since 2016.	4,344

Company	Third	Pretension	Value
EPM	Humberto de Jesus Jiménez Zapata	That the process be pursued as a group action in accordance with Law 472 of 2008, against Hidroeléctrica Ituango S.A. ESP and EPM ITUANGO S.A. ESP, so that the living conditions of the shareholders that were stable are respected, And the values that are relative to each of the censed families and persons are given, stating that EPM Proyecto Hidroituango did not pay in due form the values and compensation to each of the families and persons who were censed, in accordance with the manual of unit values.	4,210
	OPTIMA S.A.	That CORANTIOQUIA And EPM, are jointly and administratively responsible for the totality of the damages, patrimonial and extra-statimomial, caused to OPTIMA S.A. CONSTRUCTION And HOUSING And PROMOTROA ESCODIA S.A., for the failure to fulfill the duty of care, prevention, protection, maintenance, recovery and other actions, They ensured the balance and sustainable development of the environment in the Bruges basin, Loma de las Bruges and Ayura Basin in the municipality of Envigado, as well as the lack of care, protection and surveillance of the assets under their control.	4,177
	Hilos Hebratex S.A.S	Claims the profit or profit for: The five months of 2012, the \$474,987,000; the twelve months of 2013, the \$1,271,857,000; the six months of 2014, the \$1,17,634,000. For the paralysis during the 25 days that it took to repair the engines and the arrangement and delivery of the machines, the \$82,125,000, the arrangement of the machines, the Met \$2,400,000, the payment of the payroll during the 25 days of paralysis of the company, the Met \$4,172,646; for the production materials that were damaged, m7 \$2,312.000; and, for rent payment during the company's twenty-five days of paralysis, met \$2,348,000.	4,037
	Diversión Center S.A.	Declare that EPM is administratively responsible for material damages and loss of profits caused to the Sociedad FUN CENTER S.A., for acts and omissions, that is, failure in the service, having ordered in an arbitrary, unilateral and abusive manner, The disconnection of the public energy service that supplied the ice rink called PARD ON ICE, owned by the demanding company FUN CENTER S.A., from day 23/07/2009 at 11:50 a.m., by doing so, it prevented him from carrying out all the activities that constituted his social object up to that time.	3,978
	Miguel De Jesús Gómez Ramírez	Declare EPM responsible for including the plaintiffs as people affected by the Ituango Hydroelectric Project, as chorrero miners and that they be canceled the compensation to which they tend to be entitled for loss of economic activity, granting them Type 3 compensation for the population and indemnifying the plaintiffs as chorrero miners for 28 years, and therefore, to pay them for their improvements, crops, possession, construction and maintenance of the highway, legal premiums, relocation, consequential damages, loss of earnings and moral damages.	3,738
	INCIVILES S.A.	Declared void EPM Resolutions 0041 of 21 January 2005 and 00283 April 21 of 2005 stating the risk of non-compliance with contract No 020113590 between EPM and INCILVILES.	3,569

Company	Third	Pretension	Value
EPM	Gustavo Velez Correa	That EPM be declared administratively responsible for the economic damages caused to the plaintiff in the fact that the actor is the holder of a mining concession contract over the area that EPM required for the imposition of servitude and expropriation, related to the Valle de San Nicolas Project, In the jurisdiction of the municipality of El Retiro.	3,520
	Carlos Augusto Jiménez Vargas	That it be stated that the defendants are jointly responsible for all damages suffered by the plaintiffs due to the sewage works of THE GRILLE CENTER.	3,507
	Horacio de Jesus Gomez Ramirez	To declare EPM administratively, civil and patrimonially responsible for not including HORACIO DE JESUS GOMEZ RAMIREZ, IMELDA RODRIGUEZ HENAO, MIGUEL DE JESUS GOMEZ RAMIREZ, MARIA CAROLINA SANCHEZ DE GOMEZ as affected by the Hidroituango project, as miners since 1994; to compensate them for the loss of economic activity of 28 years; to pay them improvements in possession, crops, construction and maintenance of a road, legal premiums, relocation, emergent damage, loss of profits and moral damages caused; and, to pay them \$ 2,675,664,000.	3,412
	Total Engineering Public Services S.A. E.S.P.	That EPM be declared to have failed to comply with Contract CT-2010-0499, the object of which was the "Construction and replacement of aqueduct and sewerage networks in the Moravia district of the municipality of Medellin and paving of the roads affected by these works... ". That, as a result, of such non-compliance, the economic balance of the Contract was broken and is responsible for the restoration of that balance.	3,140
	Dario Sepulveda Hernandez	The convener requests to be covered the damages generated by the construction of PH PORCE III, for the abandonment that he had to make of his ranch and of his activity as barequero to the height of the Las BRISAS and SWIRINO landscapes, In the face of non-compliance with the agreements reached with EPM.	3,078
	Horacio de Jesus Gomez Ramirez	To declare EPM responsible for including Messrs. Horacio and Miguel de Jesus Gomez Ramirez; Maria Carolina Sanchez de Gomez and Imelda Rodriguez Henao, as affected by the Hidroituango Project; As CHORREROS MINERS since 1994 and therefore to cancel the compensation to which they are entitled, for the payment of compensation for loss of economic activity and TO COMPENSATE the prohiados for 27 years; and to pay for their improvements, crops, possession, construction and maintenance of the road; legal premiums, relocation, emerging damage, loss of profits and moral damages since 2018/05/26.	3,074
	Oscar Jaime Restrepo Molina	Because of the frustrated profits, because of the decrease in the contracts he may have had with EPM and his inability to contract with it, following the presentation complaint made with the company, the suspension of the contracts that were in effect was suspended.	3,000

Company	Third	Pretension	Value
EPM	Maria Isabel Lora Lopez	That EPM be administratively held responsible for all property and extra-statelessness damages incurred by the plaintiffs on the grounds of the death of the minor under the name MONICA ANDREA LORA LOPEZ and for the injuries suffered and suffered by MARIA ISABEL LORA LOPEZ; For the events that occurred on 02/02/2000 in the CAFES neighborhood of the oriente municipality of Medellin.	2,981
	Luz Estela Arrieta Morales	Declare the summoned entities, jointly and administratively responsible for all the property and non-property damages caused to the actors, on the occasion of the overflow of the Cauca River that originated in the Ituango Hydroelectric Project; and, pay each of the plaintiffs, as moral damages, 100 minimum wages. Due to the impact on the constitutional assets of the plaintiffs, such as decent housing, work, health, among others; and, to the rights enshrined in international conventions and treaties on human rights, the payment of one (1) minimum wage for each month that the red alert remained.	2,970
	José Isaac Guerra Diaz	It is declared that the MUNICIPALITY OF MEDELLÍN, the Government of Antioquia, EMPRESAS PUBLICAS DE MEDELLIN, the Municipality of Ituango and the municipality of Taraza, are administratively responsible for the unlawful damages caused to the plaintiffs, on the occasion of the immediate evacuation of their properties, leaving also its commercial activities. For each of the plaintiffs for moral damages, the total sum of 100 SMLMV.	2,955
	German Alcides Blanco Alvarez	It requests the recognition of 100 SMLMV on the occasion of the diagnosed and firm work disability, of 17.79%, causing a decrease of its work and physical activity, causing a detriment to the estate that will enter Mr. German Blanco Alvarez for the accident of 29/04/2011, where damages were caused to the plaintiffs.	2,931
	Consortium Basin Networks	To declare that EPM was unjustly or unlawfully enriched by the execution of contract CT-2014-000377-A1, not perfected, reason why it must compensate for the alleged impoverishment suffered by the CORSORCIO BASIN NETWORKS.	2,903
	Galadier Diaz Rivera	Order the defendant entities to pay \$87,780,300 for each of the plaintiffs for moral damages, because they were displaced from their homes, causing them deep sadness, accompanied by permanent anxiety that is linked to constant suffering that still remains. in each and every one of the conveners, inhabitants of the area downstream of the hydroituango mega hydroelectric project.	2,885

Company	Third	Pretension	Value
EPM	Euroceramica S.A.	EPM is expected to recognize and pay the sum of THREE THOUSAND ONE HUNDRED AND THREE MILLION QUINESTOS SEVENTY-EIGHT THOUSAND NINE HUNDRED AND THREE M/L pesos (\$3,103,578.903), allegedly poorly billed by EPM.	2,833
	Rafael Segundo Herrera Ruiz	It is stated that EPM and others are jointly and administratively responsible for the totality of the property and extra-statelessness damages caused to the actors, on the occasion of the overflow of the Cauca River that originated in the Ituango Hydroelectric Project.	2,830
	Digna Tulia Acosta Ramos	Declare EPM and other official entities jointly and administratively responsible for all property and non-property damages and losses caused to the actors, as a consequence of the emergency generated by the overflow of the Cauca River and until 07/26/2019, date in which Level 435 was completed and the National Disaster Risk Management System modified the red alert status to Orange, a fact that originated in the Ituango Hydroelectric Project; order them to pay \$87,780,300, for each of the plaintiffs.	2,781
	Sadis Marcela Estrada	Declare the lawsuits jointly and severally and administratively responsible for all the patrimonial and non-patrimonial damages caused to the actors, due to the overflow of the Cauca River that originated in the Ituango Hydroelectric Project. Order the defendant entities to pay 100 SMLMV for each of the 17 plaintiffs for moral damages; to the payment of the Minimum Wage for each of the months that these people were away from their homes due to the declaration of the red and orange alerts for the Municipality of Tarazá.	2,767
	Francy Elena Avendaño Gómez	Declare EPM and other official entities jointly and administratively responsible for all property and non-property damages and losses caused to the actors, as a consequence of the emergency generated by the overflow of the Cauca River and until 07/26/2019, date in which Level 435 was completed and the National Disaster Risk Management System modified the red alert status to Orange, a fact that originated in the Ituango Hydroelectric Project; order them to pay \$87,780,300, for each of the plaintiffs.	2,759
	Mayor of San José de Cucutta	That the Municipality of Cucutta be restored the property damage caused by EPM due to the increased charge of the consumption of public lighting energy of the city, as a result of CENS's erroneous billing of this service.	2,719

Company	Third	Pretension	Value
EPM	Dennis Esther Sehuanes Angle	Declare that THE MUNICIPALITY OF MEDELLIN, the government of Antioquia, PUBLIC COMPANIES OF MEDELLIN, the municipality of Ituango and the municipality of Taraza are administratively responsible for the legal damages caused to the plaintiffs, on the occasion of the immediate evacuation of their properties, leaving their commercial activities by the overflow of the cauca river has brought a great alteration to the constitutional and conventional rights of the shareholders.	2,718
	Commercial Company TECNOLOGÍA INSTRUMENTACIÓN Y GAS, T.I. GAS SAS	Declare that EPM is administratively responsible for the MATERIAL damages, since it has carried out abusive conduct of the dominant position and limitation of the freedom of competition, against the mercantile company TECNOLOGIA INSTRUMENTACIÓN Y GAS, T.I. GAS S.A.S., for the commercialization in Valle de Aburra and a large part of the Department of Antioquia of G-1.6 diaphragm type gas meters for residential use, generating unlawful damage to the aforementioned Company with such conduct.	2,706
	Ruben Dario Escobar Villa	It is stated that within the employment relationship the complainant executed working hours in the form of availability, without these times being paid.	1,567
	Sebastian Garzon Lopez	He applies for reimbursement to EPM for health status and employer's fault for work accident	1,298
	Juliana Urrea Giraldo	It is intended to declare the patronal guilt of the MISPE Consortium and in solidarity with EPM, for the payment of property and extra-marital damages	1,117
	Jaime de Jesús Marín Hernández	Employer's fault.	1,072
	Ciudadela Comercial Unicentro Medellin PH	To declare the nullity of the administrative act issued by EPM with registered 20190130037817 of 2019-02-27. Order the restoration of the right to the complainant by the cessation of the collection of the electric energy tax provided for in Law 142 of 1994, Law 143 of 1994 and Law 223 of 1995; and, to make the refund of the payment for this item from January 1, 2017, and until the date of judicial notification that ends the process.	355
	Parcel Station Popalito P.H.	That by way of restoration of the right, the return of the sums paid for the Electricity Tax by the Popalito PH Parcelación to EPM from December 1, 2016 to June 2021 and November 2022, for a value of \$13,958,822 COP. Sentence for the value of default interest at the maximum legal rate on the amounts paid for the Electricity Tax, until the date on which the respective refund of these amounts is made from May 20, 2022.	9
Total EPM			2,837,512

Company	Third	Pretension	Value
National waters	HHA Consortium and others	Recognition of damages-related overruns, for greater permanence in the work due to the presence of unpredictable physical conditions, claims higher socio-environmental and financial costs.	531,602
	Dayron Alberto Mejía Zapata and others	Recognition of material and moral damages and losses, compensation.	14,172
	Dayron Alberto Mejía Zapata and others	Recognition of material and moral damages, compensation.	659
	Darly Bibiany heads	Compensation for full employer damage in fatal accident	546
	José Ariel Palacio Duque and others	Solidarity, relief of wages, benefits and social security, compensation Moratorium/ Labor demand	302
Total National waters			547,281
ESSA	Gerrsson Emmanuel Duarte Pabon and others	Material and moral damages caused by failure in service/ loss of profits, consequential damage.	82,273
	Tomon Ltda. And others	To declare the existence of a strategic alliance contract between ESSA and the temporary union San Gil Enlightened	18,755
	Elquin by Jesus Tobon Clavijo and others	Processes of less than 500.000.000.	8,587
	HMV Ingenieros Ltda.	Declare that ESSA breached the contract by refraining from authorizing HMV to present the billing plan in accordance with the monthly progress of the works and order HMV to pay the value that is proven	7,463
	Promotora Agrotropical Colombiana S.A.S.	To declare the breach of commercial offer No. ON-013-2008, ESSA being sentenced to payment for damages.	1,566
	José de la Cruz Carreno Acevedo	To declare the permanent occupation of the private property by Electrificadora de Santander S.A. E.S.P., on 10 urban lots owned by Mr. José de la Cruz Carreno Acevedo since mid-September 2016.	1,067
	Martha Leonor Rodríguez Ochoa	Order the Nation, the Attorney General's Office, ESSA and the municipality of Málga, jointly and severally, to pay in favor of the plaintiff the pecuniary damages for loss of employment due to the serious injuries to her body and loss of life. work capacity. As well as to declare them administratively and non-contractually responsible for the damages caused by the death of Mr. Manuel Rodríguez Ochoa and serious injuries caused to the minor Deisy Susana Ballesteros Rodríguez in events that occurred on January 7, 2017.	903

Company	Third	Pretension	Value
ESSA	John Fredy Laverde Beltrán	Acknowledgment and joint and several payment in favor of Mr. John Fredy Laverde Beltran, for total and ordinary compensation for material damages in relation to the consolidated loss of earnings, generated as a result of the work accident suffered on July 23, 2014.	848
	Hermides Pineda Silva	To declare administrative and extra-contractually responsible to ESSA and Enlightenment Yariguies S.A. in solidarity the damages caused to the plaintiffs, on the occasion of the death of Robert Andrés Pineda Balaguera, in events that occurred on May 23, 2017.	805
	Briceida Oviedo de Rodriguez	To declare civil contractual liability to ESSA for failure to comply with the obligations arising from the contractual relationship for the manufacture of material works and the supply of electrical energy with Mrs. Briceida Oviedo de Rodriguez.	649
Total ESSA			122,916
EMVARIAS	Eusebio de Jesús González and others (59)	Real contract	20,661
	Alcides Martlnez Diaz	Direct repair	17,391
	JAC La Cejita and others	Declarative	12,347
	Gabriel Hernán Rúa Sepúlveda, Wilson Mario Quintero Quintero, Sorleny Correa Montiel and others	Loss of profits	5,168
	Jesus Gregorio Valencia	Change from public worker to official worker	1,232
	Juan Camilo Agudelo, Sandra Bibiana Agudelo Ortiz and others	Request Salary Leveling	825
	Aleyda Patricia Chaverra Sierra and others	Service failure - repair damage caused	753
	Linda Johana Martínez H. and others	Recognition and payment of damages caused by the death of Mr. Marlon David Martínez H. when he was run over by an EMVARIAS sweeper	404
	Efraín Antonio Hernández G.	penalty replacement	341
	Joel Suárez Mira e Inversiones Juanfa S.A.S. and others	Nullity and restoration of the right/Call for guarantee	273
	Edwin Yovany Cano	Recognition of employment contract with EMVARIAS	120
	Juan Guillermo González Velásquez and others	Labor responsibility for solidarity with COOMULTREVV	52
	Claudia María Henao Cifuentes	Employer guilt	47
	Jorge Hernando Barón Sepúlveda	Conventional retirement pension	42
Total EMVARIAS			59,656

Company	Third	Pretension	Value
CHEC	Maria Marleny Montoya de Garcia and others	Direct reparation for property/material and moral damages	29,488
	Héctor Castro and others	Conventional retirement	18,902
	Positiva Compañía de Seguros S.A.	Demand return of the mathematical reserve of capital constituted to cover the future pension allowances of the beneficiaries of the law / Payment of assistance and economic benefits derived from the moral event that occurred at the La Esmeralda Plant in September 2011.	1,561
	Carlos Eduardo Jerónimo Arango and others	Reliquidation of pension allowance/ Recognition of 100% allowance 14	470
	José Jair Granada and others	Permanent travel expenses-social security contributions	468
Total CHEC			50,889
CENS	Maria Riquilda Poveda Murillo and others	Moral damages, material damages, loss of profits	13,281
	Paht Construcciones S.A.S.	Order the liquidation of Contract CT-2015-000070, where CENS S.A E.S.P, must readjust the contractual equity in favor of Paht Construcciones S.A.S., with the application of the theory of the imfore sight, as well as the amounts by way of complement of the payment of Act No. 6 for works executed, recognized and unpaid.	1,885
	Nubia Boada Duenas and others	Continuity in the payment of 12% on the penalty rate, reinstate the contributions discounted from the moment of the pension's shareability, duly indexed and payment of moratory interest from Article 141 of Law 100 of 1990, plus costs of the process.	1,866
	Other administrative and labor processes	Other administrative (7) and labor (10) processes, with a value of less than 250m.	1,226
	Carlos Augusto Rangel Alvarez	Recognition of conventional benefits	496
	Cesar A. labastidas Arias	Executive process following the ordinary labor process that aims to execute the judicial title-sentence	449
	Guajira Ltda cable and others	It shall declare CENS SA EPS and/or UNE EPM Telecomunicaciones S.A. responsible for the contractual breach by not applying the fees and the formula for the use, access and payment of the shared infrastructure provided for in Resolution CRC No. 5283 of 2017 and incorporate them into the infrastructure lease contracts signed with the plaintiffs' companies Cable Guajira Ltda, Cable Suceso S.A.S. and Cable Digital of Colombia S.A.S.	396
	Nury Leticia Rodriguez Benitez	To declare the non-existence of the residential sewage servitude in charge of the alleged servant premises, in favor of the alleged dominant property, called Palujan #1.	380
	Freddy David Rojas Suarez	To condemn in patrimonial and solidarity CENS, Colombia Telecomunicaciones and TELMEX Colombia, for injuries caused in the personal integrity of the complainant in events that occurred on October 20, 2020.	370
	SYM Ltda Engineering.	To declare CENS to be extrascontract and administratively responsible for declaring plaintiffs unable to contract with the State. That economic damages be recognized for loss of opportunity.	307
	La Estrella Mall Condo P.H.	Statement of the failure to charge the complainant with the energy tax and therefore nullity of Resolutions No. 20191030011621 and 20191030015458, with the order to cease the collection of the tax and the refund of the sums paid.	30
Total CENS			20,686

Company	Third	Pretension	Value
EDEQ	Maria Amparo Fernandez Gil and others	Direct reparation for the death of relatives of the plaintiffs	6,667
	Danielly Arcila by Gil and others	To declare the defendants administratively, out of contract, jointly and patrimonially responsible for the injuries suffered by the plaintiffs in different events	4,338
	Campo Elías Buriticá Herrera and others	Declare the employer's fault in the work accident suffered, paying the affected person and his family the material damages (future and consolidated loss of profits) and immaterial (moral damages and health damage).	952
	Nelson Forero Perez	Declare termination of employment without just cause and without authorization from the labor office, condemning the defendant to the payment of compensation.	80
	John de Dios Botero	Request restitution of the part of the "Vista Hermosa" estate that was occupied with electric networks	16
Total EDEQ			12,053
Regional waters	Maria Inés Osorio Montoya	To condemn the Municipality of Apartado and Aguas Regional EPM, to the payment of material damages (current and future), moral damages and the damage to health, on the occasion of the death of the young Cesar Augusto Jiménez Osorio, Determined by the injuries sustained in the events that occurred on 01 June 2016 in the city of Apartado.	3,676
	Elsa Ruconno Hainaut Perez	To condemn the Municipality of Apartado and Aguas Regional EPM to pay for the material and intangible damages caused by the failure in the service resulting from the realization of the paving work of Calle 104, 106 and 107 of the Laureles neighborhood.	751
	Juan Carlos Lastra Serna	Declare the existence of an indefinite contract of employment.	272
	Rosmary Velásquez Herrera	Condemn Aguas Regionales EPM S.A. E.S.P. to return the property to its owners, pay the civil fruits from August 2012 to the date of judgment, deliver the property and pay the costs of the process	167
Total Regional waters			4,866

Company	Third	Pretension	Value
Waters of Antofagasta	ROWE y otros/ Aguas de Antofagasta S.A.	C-2311/02316/2661/2734/3074/3186 - 2022	1,210
	Soto with ADASA	C-4372-2019 Claim for damages for non-contractual liability.	896
	Bravo/ ADASA and others	C-2782-3941-2304 2023/C- 4468 2020/ C-1516 2019	513
	Contreras/ ADASA	609-2022	448
	Límari/ Ezentis Chile S.A. and others	O-5919 2020/ 515-945-1244 2023	358
	General Insurance Company	Compensation for damages for the waterlogging of Bicentennial Building	269
	Inspection records	13736 PTAS Sierra Gorda	26
Total Waters of Antofagasta			3,720
ELEKTRA Noreste S.A.	Investments Chugani and others	Civil lawsuit for contract cancellation damage	1,115
	Osman Moreno and others	Labor demand	75
Total ELEKTRA Noreste S.A.			1,190
EPM Investments	DIAN - National Customs and Tax Authority	To declare the nullity of administrative acts: Resolution No. 112412020000026 of 2020 and Resolution No. .900006 of 2021, issued by the DIAN. Accordingly, declare the firmness of the 2013 taxable year income and supplementary tax declaration, submitted in 2014.	337
Total EPM Investments			337
Aguas de Malambo	Fabian Bacca Jiménez	Payment of invoice No. 0095 by virtue of alleged works carried out to respond to an emergency in Cra 22 and Calle 22 in the Municipality of Malambo.	227
	Emer Enrique Conrado Anguilla and others	Declare liability for damages of property, health, other property and/or rights, conventional and constitutionally protected and generally of any other type proven, caused by failure to provide the service.	24
	Fabián Bacca Jiménez	Recognition of the employment relationship acquired in the years 2015 and 2016, and consequently, the payment of vacations, bonuses, severance pay, bonus for signing the agreement and compensation for dismissal without just cause.	21
	Indeterminate persons	Fraudulent Connection Process 2022	10
Total Malambo Waters			282
Total contingent liabilities			3,661,387

- Amounts stated in millions of Colombian pesos -

With respect to the uncertainty in the estimated date of payment and the estimated value to be paid, for contingent liabilities the same business rules indicated in note 14.1.2.

In the Group, EPM also has as contingent liabilities, Environmental Sanction Proceedings, with the following information:

Third	Pretension	Value
Metropolitan Area of the Valley of Aburra	Discharge of wastewater from the San Fernando WWTP in violation of the minimum 80% removal level for parameters DBO5_Biochemical Oxygen Demand_, SST_Total Suspended Solids_, fats and oils established in Article 72, New User, of Decree 1594 of 1984. _Metropolitan Resolution No. S.A. 000415 of April 28, 2014. A plea for conclusion was presented.	It is not possible to know the sanction to be imposed.
National Environmental Licensing Authority "ANLA"	Construction of a mini center without authorization and use the ecological flow to generate energy without being authorized in environmental license (Porce III hydroelectric plant) _Auto 4335 of December 17, 2013.	It is not possible to know the sanction to be imposed
National Environmental Licensing Authority "ANLA"	Termosierra 1. To carry out the air quality samples reported in ICA 13, 14 and 15, without the periodicity established by the Industrial Air Quality Monitoring System, authorized in the environmental instrument corresponding to this project. 2. For conducting environmental noise monitoring reported in ICA 13, 14 and 15, with an Environmental Laboratory not accredited by IDEAM. _Auto 350 of February 5, 2018.	Charges were made, but it is not possible to know the sanction to be imposed.
National Environmental Licensing Authority "ANLA"	Use of explosives in construction of Nueva Esperanza tower. The environmental license granted by this resolution does not cover any kind of work or activity other than those described in the Environmental Impact Study, the Environmental Management Plan, and in this administrative act. _ Auto 02574 of June 27, 2017, ANLA_	It is not possible to know the sanction to be imposed; disclaimers were filed
Metropolitan Area of the Valley of Aburra	Dumping of domestic wastewater from the rupture of the sewage pipe that leads to these waters, on a potrero and later on the gorge Dona Maria, a property called Torremolino.	It is not possible to know the sanction to be imposed; no charges have been made.
Metropolitan Area of the Valley of Aburra	In an authorized channel occupation over the La Malpaso gorge, a bed covering was observed and the walls of it in particular cyclopeo, work was not approved by the environmental authority. Metropolitan Resolution N° S.A. 1002 of June 4, 2020, aburra "by means of which an administrative procedure of an environmental sanction is initiated".	It is not possible to know the sanction to be imposed; no charges have been made.
Metropolitan Area of the Valley of Aburra	Alleged environmental affectation to the flora resource due to the severe pruning of one (1) individual tree of the species Chefflera (Schefflera actinophylla). Metropolitan Resolution No. S.A. 1050 of June 8, 2020 "through which an environmental sanction procedure is initiated".	It is not possible to know the sanction to be imposed; no charges have been made.
Corantioquia - South aburra Territorial Office	Non-compliance with the permit for forest harvesting and harvesting of species in good condition and in closed conditions without permission. Administrative Act 160AS-1506-12031 of June 17, 2015.	It is not possible to know the sanction to be imposed; disclaimers were filed
Corantioquia - Tahamies Territorial Office	To make charges against PUBLIC COMPANIES IN MEDELLIN, identified with NIT 890.904.996-7, for the alleged commission of environmental offenses on the basis of guilt and for the effects caused to the flora resource, derived from the events consisting of the burning of a sector of approximately 10 hectares, being 2,5 hectares of natural forest and stubble. Resolution 160TH-ADM1903-1901 of March 29, 2019- TH4-2013-8	It is not possible to know the sanction to be imposed.
CORPOGUAJIRA	For failing to comply with Article 2,2,6,1,3,1(f) of Decree 1076 of 2015 as regards the obligations of the generator of hazardous waste or waste at the Jepirachi wind farm (register with the competent environmental authority for one time and keep the registration	It is not possible to know the sanction to be imposed; no charges have been made.

Third	Pretension	Value
	information updated annually). Auto 976 of October 2, 2017; Resolution 1373 of September 29, 2020.	
National Environmental Licensing Authority "ANLA"	<p>Having carried out inadequate practices with respect to surface water sources in the area of influence of the project; having carried out the collection of water resources from the "El Roble", "Burundá", "Bolivia" and "Guacimal" streams, in flows greater than those granted and/or authorized for the development of the project; not having implemented in each of the concessioned water bodies, the infrastructure that would allow the remaining flows to be monitored, so that they could be presented in the environmental compliance reports; not having carried out and delivered water quality monitoring and hydrobiological communities in the "Rio Cauca", under the conditions established in the environmental license.</p> <p>For not having carried out the reformation and recovery of the channel of the "San Andrés River" and its flood zone to its natural conditions, within the period granted; having carried out the use of stone materials from "Rio San Andrés", without updated environmental permits; for not having delivered the results of the sediment monitoring of "Rio Cauca", in order to establish the baseline for comparison at the time of starting the operation phase of the project.</p> <p>Having exceeded the maximum permissible levels of PST (particulate matter) and atmospheric pollutants in the asphalt plant located in the "El Valle" Industrial Zone; for not having built the necessary facilities and infrastructure in the chimney of the asphalt plant to monitor emissions from fixed sources; for failing to comply with the management measures of the "Management and Disposal Plan for Materials and Dump Areas" disposal of plant material mixed with inert material within the deposits and lack of signage of the material disposal areas that remain active.</p> <p>All this in the area of influence of the project "construction, filling and operation of the Pescadero - Ituango Hydroelectric Project... (SAN0033-00-2019_Auto 2920 of 2015).</p>	<p>It is not possible to know the sanction to be imposed.</p> <p>Presentation of defenses with file 2018041852-1-000 of April 10, 2018</p>
Forest, Biodiversity and Ecosystem Services Division of the Ministry of Environment and Sustainable Development	<p>For having intervened 100 HECTARES that contained forest species subject to national closure without the previous Resolution authorizing their lifting and that were in the reservoir area of the Ituango Hydroelectric Project. (SAN027 (Minambiente)_Resolution 835 of 2017).</p> <p>Discurso duty with registered E1-2017-032747 of November 28, 2017_Probation period Auto June 273, 2018. Presentation</p>	<p>It is not possible to know the sanction to be imposed. Summary of allegations of conclusion on 9 June 2021. Presentation</p>
National Environmental Licensing Authority "ANLA"	<p>Auto 00009 of January 8, 2021 La ANLA initiates the environmental sanction procedure for the contingency associated with the auxiliary deviation system, to verify the following facts:</p> <ol style="list-style-type: none"> 1. Not having reported within the term provided for in the law (24 hours) the contingent event that occurred on April 28, 2018. 2. To have continued the construction of the SAD and its infrastructure, without having sufficient technical information related to the environmental characterization of the area operated for the geology and geotechnical components. 3. For allegedly generating negative impacts on renewable natural resources. 4. Not having guaranteed for the first days of the month of May of the year 2018 and before the evacuation of the water dam of the Cauca River by the project's machine house, the ecological flow of that source downstream of the dam site, to ensure the integrity of 	<p>Without any charges, counsel considers it possible.</p> <p>The opinion of the expert expert expert (Poyry) for the lifting of the preventive measure was submitted on 30 December 2021.</p> <p>To date, no charges have been made.</p>

Third	Pretension	Value
	ecosystem services and environmental protection goods that are part of the water source. By the contingency associated with the Auxiliary Deviation System. *No charges are available; however, a request was made for a cessation of the sanctioning procedure by Communiqué No. 2018064395-1-000 of 24 May 2018 (SAN0097-00-2018_Auto 02021 of 2018)	
National Environmental Licensing Authority "ANLA"	Initiation of sanction procedure for not guaranteeing downstream water of the dam of the project "Construction and operation of the Pescadero - Ituango hydroelectric project" The ecological flow to ensure the integrity of the ecosystem services and the environmental protection goods that are part of the water source "Rio Cauca". *No charge formulation available. (SAN0001-2019_Auto 0060 of 2019)	Without any charges, counsel considers it possible.
National Environmental Licensing Authority "ANLA"	1. Dumping on intermittent dry channel X=1157241 and Y=1281506 coordinates 2. Discharge to the rain channel from the mixer washing system located in the industrial zone of main works. THE ANLA opened a sanctioning file, but it has not been formally initiated. By Resolution No 1222 of December 03, 2013, THE ANLA imposed preventive measures to suspend dumping. By Resolution No. 1363 of October 31, 2017, the ANLA lifted the preventive measure mentioned. Through Auto No. 01282 of March 22, 2019, THE ANLA breaks down the proceedings related to this preventive measure of the license file LAM2233 so that they work in file SAN0031-2019.	Without any charges, counsel considers it possible.
National Aquaculture and Fisheries Authority "AUNAP"	Start Preliminary investigation of the effects on fishing activity during the closing of the machinery house gates. *No charge formulation available. (No file AUNAP_Auto 002 of February 14, 2019).	Without any charges, counsel considers it possible.
National Environmental Licensing Authority "ANLA"	Repeated non-compliance with imposed obligations. Auto 11359 of December 19, 2019. SAN0284-00-2018 _December 19, 2019_.	Situation not resolved. To date, they have not made any charges.
National Environmental Licensing Authority "ANLA"	HYDROELECTRIC ITUANGO S.A. E.S.P. - HIDROITUANGO S.A. E.S.P. Non-compliance Contingency Obligations: - Not having permanently carried out the proper management of non-domestic wastewater and filtration in the left margin of the Gallery 380 MI. - Not having presented the hydrogeological model of the right margin of the project. - Not to have presented the cartographic information related to water quality and hydrobiological monitoring to be carried out at different points downstream of the project dam site. - Not having presented the results of the monitoring of offensive odors, water quality and physiochemical sludge quality during the pumping activity of the machine house. Order No 2423 of March 30, 2020, by which the environmental sanction procedure is initiated. SAN0030-00-2020_ March 30, 2020_ To date no charges have been filed.	Situation not resolved. Charges were filed by Auto 9812 of 18 November 2021 and charges were filed on 13 December 2021.
National Environmental Licensing Authority "ANLA"	HYDROELECTRIC ITUANGO S.A. E.S.P. - HIDROITUANGO S.A. E.S.P. Repeated non-compliance with the obligations imposed under the contingency. Initiation of the environmental sanction procedure by	Situation not resolved. To date, they have not made any charges.

Third	Pretension	Value
	Order No 06576 of July 13, 2020 SAN1285-00-2019 _ July 13, 2020_ To date no charges have been filed.	
National Environmental Licensing Authority "ANLA"	HYDROELECTRIC ITUANGO S.A. E.S.P. - HIDROITUANGO S.A. E.S.P. _ Pass air quality and odor monitoring without meeting protocols established by the Minambiente. _Perform sample analysis for air quality and odor sampling by laboratories not accredited to IDEAM. Initiation of the environmental sanction procedure by means of Auto No. 07774 of August 14, 2010 SAN1258-00-2019 _ August 14, 2020_ To date no charges have been filed.	Situation not resolved. To date, they have not made any charges.

Guarantee

Company	Third	Complaint	Amount
ELEKTRA NORESTE S.A.	Generating Companies	Performance bond to provide credit security and compliance with the obligations under the power purchase agreements.	218,245
	National Public Utilities Authority	Performance bond to guarantee compliance with the obligations under the Concession Contract.	60,806
	Empresa de Transmisión Eléctrica, S.A.	Letter of credit as guarantee for the payment of energy purchase costs in the occasional market.	60,184
	Empresa de Transmisión Eléctrica, S.A.	Bank guarantee to guarantee payment of one month's billing of the Transmission System.	20,001
	Regulatory Operator of El Salvador	Letter of credit as guarantee for the payment of energy purchase costs in the occasional market.	1,400
Total ELEKTRA NORESTE S.A.			360,636
Total Contingent liabilities Warranties			360,636

Amounts stated in millions of Colombian pesos

Works for tax purposes

The Group also has as contingent liabilities, works for taxes, with the following information:

In exercise of the provisions of Article 238 of Law 1819 of 2016, Empresas Públicas de Medellín E.S.P. - EPM- as a taxpayer of income tax and complementary taxes was linked to the mechanism of works for taxes, among others, with the project "Improvement of tertiary roads in Cocorná" prior technical feasibility concept of the Ministry of Transportation, as a form of payment of a portion of the income tax for the taxable period 2017 in the amount of \$33,701 million, with 10% participation by Empresa de Energía del Quindío S.A. E.S.P. -EDEQ-. Subsequently, the Ministry of Transportation objected to the scope of the project resulting in the disappearance of the factual and legal grounds of the administrative act of connection to the mechanism, so that it lost its enforceability and consequently the project became unenforceable for EPM.

By virtue of the foregoing and considering the decay of the administrative act, it is expected that the National Tax and Customs Directorate will issue the liquidation of the income tax for the taxable year 2017, with which the extinction of the tax obligation would be obtained once the payment is made, in that order, the company is exploring alternatives and taking steps to achieve the closure of this issue. This situation could imply a future disbursement of interest for late payment pending to be determined and to assume the costs executed in the work that to date amount to \$1,011 million, once the process to which this matter is subject to under the terms of Decree 1625 of 2016 is concluded."

In line with the exploration of alternatives that has been taking place, with the purpose of mitigating the risk of causing interest on arrears in the future on the income tax for the taxable year 2017 of EPM and EDEQ, in the event of an eventual declaration of default through a firm administrative act by the competent national authority or a ruling by a judicial authority, a deposit was made as an advance payment on September 16, 2022, in favor of the National Tax and Customs Administration DIAN for \$77,985 million, which is reflected in the financial obligation of the companies as a surplus, which in legal and tax terms is equivalent to an overpayment or of what is not due susceptible to refund to the taxpayers once this matter is definitively resolved in their favor. The deposit of these resources in no way obeys to an express or tacit conduct of acceptance of any type of responsibility on the part of EPM and EDEQ and does not imply acceptance or manifestation of noncompliance in their obligations derived from the linkage to the mechanism of works for taxes. Neither do they waive any claims they may file in connection with this matter to demonstrate that there is no breach and that therefore no interest or penalties are payable.

Once it is determined that there was no non-compliance with the works for taxes mechanism by the taxpayers, the DIAN must return any amount in favor of EPM and EDEQ.

In addition to the above and as a mechanism to protect the interests of the companies, EPM filed a lawsuit before the Administrative Court of Antioquia in the exercise of the means of control of nullity and reestablishment of the right against the Territorial Renewal Agency (ART), the Ministry of Transportation, the National Institute of Roads (INVIAS), the National Customs Tax Directorate (DIAN), and the National Planning Department (DNP). In order to, among others: declare the nullity of the administrative act issued by the Territorial Renewal Agency on May 13, 2022, by virtue of which it denies recognizing the exception of loss of enforceability and/or request for the study of direct revocation of Resolution 175 of 2018 "whereby a request for linking the payment of income and complementary tax to an investment project in the areas most affected by the armed conflict - ZOMAC" is approved; recognize the exception of "loss of enforceability" and, consequently, refrain from requiring EPM and EDEQ, to comply with the obligations contained in Resolution 175 of 2018 issued by the ART, due to the decay of the act in the framework of its competencies within the mechanism works for taxes; declare that EPM and EDEQ made the timely and complete payment of the resources destined to the cancellation of the income tax for the 2017 annuity.

It is important to highlight that since May 24, 2018, the resources for the payment of the income tax of the taxpayers EPM and EDEQ were deposited in the trust arranged for the mechanism of works for taxes

whose yields are recognized in favor of the competent national authority and therefore there is no place to understand that there is delay in the compliance of the tax obligation by the taxpayers. As of September 2023, the yields amount to \$6,009 million, of which \$448 million have already been transferred to the General Directorate of Public Credit and National Treasury.

27.3.2 Contingent Assets

Company	Third	Pretension	Value
EPM	The National Ministry of Health and Social Protection	The MinSalud has a legal and constitutional obligation to recognize and cancel the value of services rendered to affiliates in relation to drugs and/or procedures, interventions or elements not included in the Mandatory Health Plan (POS).	10,591
	Miscellaneous Administrative	Proceedings for amounts less than \$922	9,341
	INTERAMERICANA DE PRODUCTOS QUÍMICOS S.A (INTERQUIM S.A)	That by means of a judgment the expropriation in favor of EPM of the property right called "Finca Torremolino" located in the village of San Diego, in the municipality of Girardota, owned by Interamericana de Productos Químicos SAS, which will be used for the execution of the Girardota Wastewater Treatment Plant Project.	9,279
	Constructora Monserrate of Colombia SAS	Expropriation in favor of Empresas Públicas de Medellín E.S.P. for the project "Expansion of Primary Distribution Capacity in the Western Sector of Medellín-Western Chain Calazans Tank" is decreed by judicial means. Property called Lot 7, located in the Altos de Calazans sector, Of the municipality of Medellín owned by the Monserrate Building Society of Colombia SAS.	7,480
	Poblado Club Campestre Executive S.A.	To declare the town Club Campestre Executive S.A., Optima S.A. Housing and Construction and the Municipality of Envigado responsible for the damage of the collector owned by EPM, which collects and transports the residual water from the sanitary basin of La Honda Gorge in the municipality of Envigado, And indemnify EPM for the value of all property damage proven by the damage to the collector collecting and transporting the wastewater from that sanitary basin.	4,520
	Notary 25 of Medellín	The refund of the amount paid by EPM Ituango S.A. is requested. E.S.P., on December 1, 2011, duly indexed.	3,571
	Municipality of Envigado	Declare the inapplicability through which urban sanctions are established for being contrary to the Political Constitution, the Law and the Home Public Services Regime. Order that \$655,460,000 be returned to EPM for the sanction imposed in the administrative acts whose annulment is requested.	1,730

Company	Third	Pretension	Value
EPM	Corantioquia - Regional Autonomous Corporation of the Center of Antioquia	That the nullity of the Fifth Article of Resolution No. 130 TH - 1302 - 9864 issued by the Territorial Director Tahamies of "Corantioquia" be declared for the fee for the use of surface waters for the period 2011, from the Río Grande source, in a flow of 19.5 m3/sec. Refund to Empresas Públicas de Medellín E.S.P., the highest value paid for the fee for the use of Surface Water Dec. 155 - 4742, Hydrological Unit: Río Magdalena - Cauca, between January 1, 2011 to December 31, made by invoice TH - 1927 of April 30, 2012. That Corantioquia be ordered to recognize and pay EPM the legal interest, current interest and default interest that has been legally caused; to the payment of legal costs and agencies that may be applicable in accordance with the provisions of article 188 of law 1437 of 2011 and other corresponding regulations.	1,033
	SSPD - Superintendency of Residential Public Services	That the partial nullity of the official liquidation of the Special Contribution Year 2022 for the aqueduct service and official liquidation of the special contribution be declared and that as a consequence of the nullity the right of EPM, the reimbursement of the corresponding sum of money, be restored to the highest value paid for the aforementioned concept and the interest caused on the amounts claimed from the moment of payment of the contribution is recognized and paid.	703
	Multiple prosecutors	Proceedings for amounts less than \$702.	568
EPM Total			48,816
CENS	Minute Corporation of God and others	To impose in favor of CENS S.A E.S.P. the public servitude of conduction of electric power on the premises; to build the electrical infrastructure; to allow transit through the area; to remove crops and other obstacles; to build routes of a transitional nature and/or to use existing ones; prohibit the planting of trees that may hinder the exercise of servitude and the recording of the servitude sentence.	2,467
	Consortium CDE Ltda.	Get cancellation of the resources you owe in favor of CENS	1,229
	Superintendency of Public Domestic Services	The nullity shall be declared and the refund of the liquid amount of money which was paid by CENS S.A. E.S.P. for the sanction in the form of a fine imposed by the SSPD shall be ordered.	1,068
	Other civil, labor and administrative processes with a level of less than 20m	Other civil proceedings (36) with a level of less than 20m.	522
	Municipality of Medellin	To declare the nullity so that any sum that may be canceled by the Special Contribution of Public Works may be reinstated in the CENS.	331

Company	Third	Pretension	Value
CENS	Ministry of Environment and Sustainable Development - MINENVIROMENT	The nullity is declared and ordered to THE ANLA, the refund to CENS of any sum that it will cancel by way of the sales tax for the acquisition of BT multiplex cable for the Rural Electrification Project.	212
	Ladrillera Colcucutta Gres SAS	That it is held out of counter-current responsibility for the anti-legal damage to CENS, as a result of the destabilization of the land where a medium voltage concrete pole is supported, the request is therefore to condemn the defendant to make the payment for the stabilization of the land supported by the 34.5 kV structure.	144
Total CENS			5,973
Aguas de Malambo	Municipality of Malambo	A warrant of payment was released against the municipality of Malambo - Atlantico and in favor of Aguas de Malambo S.A. ESP. For the late interest of the former capital from December 31, 2012, until the obligation is canceled.	3,675
	Municipality of subsidies	I request the release of a Payment Order against the Municipality of Malambo - Atlántico, for capital and for the value of commercial interest in arrears from the date the default was incurred until payment of the obligation is made in full to the maximum legal rate allowed.	1,172
Malambo of waters Total			4,847
AGUNAL	Consortium Buenos Aires and others	The purpose of the claim is to obtain a declaration of contractual civil liability from the Consortium Buenos Aires and the Consortium Sanitization 17 in respect of the Contract of INTERVENTORIA, causing the damages object of indemnification specified in the claim.	4,043
Water National Total			4,043
Aguas Regionales	Municipality of Chigorodo and others	Please issue a payment order in favor of Aguas de Uraba S.A. E.S.P and against the municipality of Chigorodo, legally represented by Dr. Daniel Segundo Alvarez, in his capacity as mayor, or by whom he does his times at the time of notification of the complaint.	2,250
	Corpouraba - Corporation for the Sustainable Development of the Uraba	That the nullity of the remuneration fee corresponding to the municipality of Apartado between the period January and December of the year 2014 be declared, since this does not correspond to the reality of the charges discharged by the users of sewage of the company Aguas de Uraba S.A. E.S.P.	510
	Jesús Aguirreand others	Impose in favor of Aguas Regionales S.A. E.S.P. the real right of easement of public sewage services, on the property in the rural and urban area of the Municipality of San Jerónimo.	497
	Various Prosecutors and Administrative	Various Prosecutors and Administrative	396
Total Regional Waters			3,653

Company	Third	Pretension	Value
Emvarias	DIAN National Customs and Tax Authority	That the invalidity of the offices provided by the Internal Obligation Control Working Group of the Medellin Tax Division be declared, by which requests for correction of income tax returns were denied.	1,721
	EICE Box in Liquidation	Demands annulment and reestablishment of the right to pay pension contributions owed by Cajanal in liquidation to Emvarias.	1,167
	SSPD - Superintendency of Residential Public Services	That the nullity of the official letters issued by which the correction requests for income tax returns, taxable years 2016, 2017 and 2018 were denied.	202
Emvarias Total			3,090
ESSA	Ministry of Labor	The nullity of the administrative acts issued by the Ministry of Labor is declared. That the defendant entity be ordered to comply with the ruling in the terms established in article 192 of the Code of Administrative Procedure and Administrative Litigation.	392
Total ESSA			392
CHEC	José Alonso Arias Reyes	Imposition of servitude	42
	SSPD - Superintendency of Public Domestic Services	To declare nullity and the restoration of the right	13
	Paula Andrea Botero Diaz	Damages due to falsehood in document	8
	Bertha Elena Romero Garcia	Indemnity	6
	Cesar Augusto Ocampo Arenas	Application for old-age pension, for retirement from the company	3
CHEC Total			72
Total Contingent Assets - Litigation			70,886

- Amounts stated in millions of Colombian pesos -

Estimated payments and receipts

The estimate of the dates on which the Group believes it will be required to make payments related to the contingent liabilities or receive collections on the contingent assets included in this note to the consolidated statement of financial position at the balance sheet date is as follows:

Years	Contingent liabilities	Contingent assets
To one year	749,943	17,936
To two years	883,993	16,536
To three years	44,766	12,928
To four years and beyond	2,828,721	11,347
Total	4,507,423	58,747

Amounts stated in millions of Colombian pesos

Note 15. Ordinary activities revenue

For presentation purposes, the Group disaggregates its revenues from the services it provides according to the lines of business in which it participates and the manner in which management analyzes them. The detail of revenues from ordinary activities is as follows:

Ordinary activities revenue	September 30, 2023	September 30, 2022	For the three months ended September 30, 2023	For the three months ended September 30, 2022
Rendering of services				
Energy distribution service ⁽¹⁾	18,166,106	16,406,610	6,100,613	5,857,090
Energy generation Service ⁽²⁾	5,135,328	4,524,600	1,609,991	1,647,823
Energy transmission service	386,892	336,025	122,279	121,771
Energy intersegment eliminations	(1,210,049)	(1,431,918)	(392,385)	(516,763)
Gas fuel service ⁽³⁾	1,100,696	900,020	384,560	322,705
Aqueduct service ⁽⁴⁾	1,522,922	1,280,693	507,699	457,265
Sanitation service	810,399	687,252	276,779	245,922
Cleaning service	239,011	206,197	78,282	68,207
Insurance and reinsurance services	43,426	36,358	14,389	15,476
Financing services	59,193	46,097	21,646	18,668
Computer services	372	720	(93)	356
Construction contracts ⁽⁵⁾	286,164	105,391	73,506	57,317
Fees	13,096	7,484	5,365	3,195
Commissions	18,426	16,131	6,528	4,421
Billing and collection services	35,911	30,734	12,520	9,826
Financing component ⁽⁶⁾	478,021	194,509	213,056	77,366
Other services ⁽⁷⁾	389,484	266,973	112,528	92,495
Returns	(480,880)	(496,563)	(89,217)	(207,327)
Total rendering of service	26,994,518	23,117,313	9,058,046	8,275,813
Sale of goods	51,934	38,774	19,159	14,471
Leases	127,310	110,273	50,649	50,455
Total	27,173,762	23,266,360	9,127,854	8,340,739

- Amounts stated in millions of Colombian pesos -

- ⁽¹⁾ The increase for distribution and Commercialization service is mainly due to: i) the recognition of the tariff option in the national energy subsidiaries in accordance with CREG resolutions 102 and 058 of 2020 in the amount of \$415,441, as follows: AFINIA \$208,167, EPM \$87,798, CENS \$11,732, CHEC \$52,842, ESSA \$34,797 and EDEQ \$20,105 in addition, in EPM it was due to the fact that the tariff components have an incidence of macroeconomic factors (IPP and IPC), together with a higher energy consumption and an increase in distribution charges; (ii) in the international subsidiaries: the subsidiary EEGSA large customers, higher units sold, increase in the average sales price, and in COMEGSA higher commercial demand and growth in customers in the residential sector, at ENSA, the increase arises from higher demand for electricity in the business and government sectors and higher sales prices. At DELSUR the increase arises from the combined effect of higher sales to the industrial sector, a rate reduction,

and lower electricity losses, and at COMEGSA from higher wholesale electricity sales and an increase in the average sales price.

- (2) The energy generation service increased with respect to the previous year, mainly in EPM, ESSA and CHEC due to an increase in energy sales on the stock market and in contracts, higher prices and increases in the PPI and the TRM that impact the reliability charge.
- (3) The increase in the fuel gas distribution and commercialization service is due to higher fees as a result of an increase in the TRM and macroeconomic factors (CPI and PPI), as well as growth of demand in the regulated market, higher sales to thermal power plants and to other resellers.
- (4) The increase in the aqueduct service is basically explained by EPM due to larger clients, indexation rates, in ADASA due to higher users, consumption and rates in both the regulated and non-regulated markets and due to the growth in inflation; and in Hidrosur due to the higher rates for the sale of water from Catán impacted by the UF (unidad de fomento) in turn affected by inflation.
- (5) The increase compared to the previous year corresponds mainly to TICSAs subsidiaries for \$100,316 due to the fact that there is a greater amount of projects in progress from last year that are ending, among which the repowering of a WWTP with the client DIAGEO stands out. (tequila don Julio) in Jalisco México, Likewise, the projects carried out with Gilbane Alberici Construcciones México S. de R. L. de C.V and Seltzer Nava (signed with Compañía Cervecería de Coahuila S. de R.L. de C.V.), where spending has increased during 2023 and in ADASA for \$79,310 for carrying out sanitary constructions for the company Coproc and for the construction of sections of track for the company Ferrovial for works on the Ruta del río Loa.
- (6) The increase It is explained by a combined effect due to subsequent assessment at amortized cost of the financing of public services due to the increase reference rate for interest collection and additionally, by the financing component of the rate option, mainly in the subsidiaries AFINIA \$172,643, EPM \$78,980, CENS \$30,943, CHEC \$30,943, CHEC \$14,297, ESSA \$16,344 and EDEQ \$7,375.
- (7) The variation originates mainly by EPM at the Shared Services Center, due to additional specialized technical support services related to hardware and software, and others related to invoicing and collections for third parties in the subsidiary ADASA for \$67,708 corresponding to other services related to the ADASA Quinchamale-Radomiro Tomic Codelco interconnection, which is part of the sanitary concession.

In the Group, performance commitments are met and measured on a cyclical basis as the Group is mainly engaged in the rendering of public services (regulated and non-regulated market, long-term contracts and secondary market) and the provision of services related to public services to other agents in the sector (reliability charge, firm energy, AGC). These utilities are delivered to the user on an ongoing basis, plus consumption is measured and revenue is recognized on a periodic basis, typically monthly.

The Group recognized the following amounts in the period, for contracts effective as of the cut-off date:

Construction contracts.

The method applied to determine the stage of completion of construction contracts is the recourse method.

The Group recognized the following amounts in the period, for the contracts in force at the cut-off date described in the preceding paragraph.

September 30, 2023	Contract asset balance at the beginning of the period	Contract asset balance at the end of the period	Liability balance at the beginning of the period	Liability balance at the end of the period	Income recognized during the period corresponding to the prior period liability	Outstanding value of performance obligations that are not met Prior year
Contract 1 - FAER Contract GGC-105	-	-	1	1	-	1
Contract 3 - Ecopetrol Agreement	-	-	1,848	1,842	35	1,842
Contract 4 - Government Contract	-	-	134	134	-	134
Contract 6 - FAER Administration Fee GGC 105 and 313 - Construction contracts	-	-	4	4	-	4
Contract 7 - FAER Contracts 2019 Third Party Resources	-	-	8,052	3,367	8,052	-
Contract 8 - FAZNI Contract 2020	96	8,430	48	1	48	-
Contract 9 - OHL Arrangement	50	50	-	-	-	-
Contract 10 -FAER 2019- Administration	1,613	1,869	-	-	-	-
Construction contracts - TICSÁ	-	-	66,386	136,716	-	66,386
Construction contracts - agreements	476	61	281	2,027	-	281
Contract- Line construction contracts	2,869	1,257	8,211	12,594	-	8,211
Construction contracts - ADASA	163,341	159,861	36,665	9,537	35,946	719
Total	168,445	171,528	121,630	166,223	44,081	77,578

Amounts stated in millions of Colombian pesos

September 30, 2022	Contract asset balance at the beginning of the period	Contract asset balance at the end of the period	Liability balance at the beginning of the period	Liability balance at the end of the period	Income recognized during the period corresponding to the prior period liability	Outstanding value of performance obligations that are not met Prior year
Contract 1 - FAER Contract GGC-105	-	-	1	1	1	1
Contract 3 - Ecopetrol Agreement	-	-	1,895	1,905	29	1,905
Contract 4 - Government Contract	-	-	134	134	23	134
Contract 6 - FAER Administration Fee GGC 105 and 313 - Construction contracts	-	-	4	4	-	4
Contract 7 - FAER Contracts 2019 Third Party Resources	614	614	30,041	3,993	333	3,993
Contract 8 - FAZNI Contract 2020	-	-	2,296	2,219	764	2,219
Contract 9 - OHL Arrangement	52	-	-	-	47	-
Contract 10 -FAER 2019- Administration	782	1,480	-	-	782	-
Construction contracts - TICSÁ	-	-	32,644	56,947	-	-
Construction contracts - agreements	879	506	940	913	-	-
Contract- Line construction contracts	-	2,189	-	6,822	3,817	-
Construction contracts - ADASA	-	185,064	-	30,560	-	-
Total	2,327	189,853	67,955	103,498	5,796	8,256

Amounts stated in millions of Colombian pesos

Other contracts with customers

September 30, 2023	Contract asset balance at the beginning of the period	Contract asset balance at the end of the period	Liability balance at the beginning of the period	Liability balance at the end of the period	Income recognized during the period corresponding to the liability of the prior period.
Uniform terms contract for regulated services ⁽¹⁾	3,057,619	3,482,743	135,544	138,120	474
Unregulated market -MNR or large customers ⁽²⁾	143,709	23,965	95,275	97,953	94,599
XM representation contract ⁽³⁾	59,068	112,904	-	-	-
Other contracts with customers	-	-	11,419	5,535	253
Total	3,260,396	3,619,612	242,238	241,608	95,326

Amounts stated in millions of Colombian pesos

September 30, 2022	Contract asset balance at the beginning of the period	Contract asset balance at the end of the period	Liability balance at the beginning of the period	Liability balance at the end of the period	Income recognized during the period corresponding to the liability of the prior period.
Uniform terms contract for regulated services ⁽¹⁾	1,815,300	3,355,460	51,945	41,052	2,248
Unregulated market -MNR or large customers ⁽²⁾	206,245	483,262	22,357	6,015	7,241
XM representation contract ⁽³⁾	8,011	117,996	-	12	-
Other contracts with customers	-	-	166	10,801	268
Total	2,029,556	3,956,718	74,468	57,880	9,757

Amounts stated in millions of Colombian pesos

- ⁽¹⁾ The purpose of this contract is to define the uniform conditions through which the companies of the EPM Group provide residential public services in exchange for a price in money, which will be set according to the rates in force and in accordance with the use given to the service by the users, subscribers or owners of real estate, hereinafter the user, who upon benefiting from the services provided by the companies, accepts and adheres to all the provisions herein defined.

The increase in assets in the uniform conditions contracts for the energy service was explained in the distribution segment by the recognition of the tariff option for an amount of \$415,441 in EPM and in the national energy subsidiaries.

The increase in liabilities in the uniform conditions contracts for the service of Water Provision and Solid Waste Management corresponds mainly to the provision of the Regulated Works and Investments Plan (POIR) as established by the Drinking Water and Basic Sanitation Regulatory Commission in resolution CRA 688 of 2014. As of September 30, 2023, the balance is contributed by EPM and its subsidiaries: Aguas Regionales and Aguas de Malambo.

- ⁽²⁾ Resolution 131 of December 23, 1998 of the Energy and Gas Regulation Commission (CREG) establishes the energy and power supply conditions for large consumers and indicates in Article 2 the power or energy limits for a user to be able to contract the supply of energy in the competitive market; the mentioned resolution allows the execution of contracts with large consumers to establish by mutual

agreement the energy and power supply prices; the purpose of the contract is to supply energy and electric power to the consumer, as a non-regulated user, to meet its own demand.

- (3) Another important contract is the XM representation contract, which manages the Colombian Wholesale Energy Market, attending the commercial transactions of the market agents.

The Group expects to recognize the revenue corresponding to the performance obligations that are not satisfied during the next accounting period, since most of them correspond to the uniform condition contracts corresponding to residential public services.

Note 16. Other income

The detail of other income is as follows:

Other income	September 30, 2023	September 30, 2022	For the three months ended September 30, 2023	For the three months ended September 30, 2022
Recoveries ⁽¹⁾	147,180	163,722	23,447	59,312
Government grants ⁽²⁾	89,982	89,904	30,002	29,975
Other ordinary income ⁽³⁾⁽⁵⁾	27,668	34,090	6,391	12,533
Leverage ⁽⁵⁾	10,632	13,959	556	4,422
Indemnities ^{(4) (5)}	13,647	6,167	4,214	2,183
Recoveries for insurance and reinsurance reserves	-	5,582	-	5,582
Surplus ⁽⁵⁾	2,255	4,320	1,675	1,643
Valuation of investment properties	-	3,496	-	3,496
Reversal loss of impairment of property, plant and equipment	-	117	-	29
Total	291,364	321,357	66,285	119,175

Amounts stated in millions of Colombian pesos

- (1) The reduction mainly arises at EPM due to lower recoveries from provisions on administrative, social and environmental litigation at Hidroituango.

The amount of effective recoveries in the Group amounted to \$100,912 (2022: \$71,359) and the non-effective \$46,268 (2022: \$92,363), disclosed in the statement of cash flows.

- (2) Disclosed in the applied government subventions of the statement of cash flows.
- (3) It includes sheet sales amounting to COP 966(2022: COP 2,178)
- (4) The increase originates mainly in EPM for indemnities received from Ecopetrol for breach of gas supply contracts.
- (5) Amounts disclosed in the statement of cash flows as effective income that corresponds to money receipts.

Note 17. Costs of services rendered

The detail of the costs for services rendered is as follows:

Costs for services rendered	September 30 de 2023	September 30 de 2022	For the three months ended September 30, 2023	For the three months ended September 30, 2022
Exchange and/or short-term purchases ⁽¹⁾	5,193,121	4,117,621	1,931,634	1,437,214
Block and/or long-term purchases ⁽²⁾	5,036,591	3,964,342	1,757,696	1,351,274
Use of lines, networks and pipelines ⁽³⁾	1,944,818	1,816,054	626,708	652,689
Personal services ⁽⁴⁾	1,094,823	889,151	353,769	298,893
Orders and contracts for other services ⁽⁵⁾	992,367	777,493	327,892	285,730
Depreciation ⁽¹¹⁾	988,129	778,453	327,622	269,924
Maintenance and repair orders and contracts ⁽⁶⁾	552,774	448,442	215,581	164,983
Cost of distribution and/or commercialization of natural gas	511,608	567,707	177,256	213,363
Licenses, contributions and royalties	200,143	193,277	56,342	73,159
Amortization ⁽¹¹⁾	191,698	143,410	62,947	48,879
Consumption of direct inputs ⁽⁷⁾	188,874	127,115	60,110	47,258
Materials and other operating costs ⁽⁸⁾	186,750	172,133	68,866	75,652
Insurance ⁽⁹⁾	183,276	113,819	94,307	43,460
Commercial and financial management of the service	165,912	255,988	32,520	98,648
General	129,790	117,391	53,699	46,165
Fees	109,675	108,769	38,901	40,443
Taxes and fees	98,646	82,533	31,393	26,565
Other ⁽¹⁰⁾	87,029	108,017	27,707	25,542
Connection cost	74,298	67,039	24,994	23,005
Amortization of rights of use ⁽¹¹⁾	60,909	44,166	21,083	15,296
Public utilities	37,280	30,282	15,993	12,855
Marketed goods	28,454	21,466	6,028	8,168
Leases	25,168	25,712	8,636	9,564
Depletion ⁽¹¹⁾	16,998	13,813	6,290	4,844
Costs associated with transactions in the wholesale market	14,912	12,409	4,807	4,201
Liquefied natural gas	12,772	11,854	4,186	4,258
Cost of water service rendering losses	3,603	2,607	1,593	1,622
Inventory write-down ^{(11) (12)}	358	858	269	570
Gas compression	237	445	-	141
Property Value, Plant and Equipment Depreciation ⁽¹¹⁾	228	40,762	228	40,762
Value of intangible assets Depreciation ⁽¹¹⁾	-	47,297	-	47,297
Total costs per service provision	18,131,241	15,100,425	6,339,057	5,372,424

Amounts stated in millions of Colombian pesos

- ⁽¹⁾ Variation explained by the increase in: AFINIA for \$349,313, DECA for \$324,167, EPM for \$133,067, CHEC for \$59,904, CENS for \$27,979, EDEQ for \$ 13,487 y ESSA for \$6,059 due to higher units acquired at a higher average purchase rate mainly in the Electric Power Distribution and Commercialization segment.

- (2) Increase explained by higher energy purchases on the market at higher prices in the subsidiaries: EPM COP 420,782, ENSA COP 245,641, CENS COP 198,414, ESSA COP 182,797, DECA COP 31,509, EDEQ COP 24,196 and Afinia COP 20,649.
- (3) Increase explained by higher network costs, mainly in segment distribution Electricity sales due to greater use and charges in the unregulated market: EPM \$53,564, AFINIA \$33,978, DECA \$15,363, ESSA for \$ 12,558, CENS \$10,016, CHEC \$5,645 and EDEQ \$2,279.
- (4) The increase is explained by the salary increase which was impacted by the CPI, the subsidiaries that contributed the most were: EPM with \$77,662, AFINIA for \$ 15,255, ADASA \$12,224, EPM México \$12,127, ESSA \$7,558, CHEC \$5,894, CENS \$4,999, DECA for \$4,823, ENSA for \$ 4,531 and EDEQ for \$ 1,753.
- (5) Increase mainly explained by the international subsidiaries TICSA \$76,528 and ADASA \$70,023 due to higher construction services to third parties. installation and de-installation services at EPM of COP 25,143 and TICSA of COP 12,893
- (6) Increased mainly explained in EPM with COP 54,639, ADASA with COP 17,916, DECA with COP 13,272 and ESSA COP 7,021 due to higher maintenance and repair costs, mainly for constructions and buildings and land.
- (7) Increase explained by higher chemical, energy and fuel supplies in ADASA of COP 38,078, EPM of COP 18,119 and Aguas Nacionales of COP 5,549.
- (8) Increase in elements and accessories for the provision of public services, mainly in the energy generation and commercialization and Water Supply and Commercialization segments and increase in environmental management costs.
- (9) This item increased mainly in EPM, mainly the costs related to all-risk insurance.
- (10) This variation occurred mainly in EPM due to the fact that the previous year there were higher costs of goods and services in the energy generation and commercialization, and gas distribution and commercialization segments.
- (11) Corresponds to non-cash costs.
- (12) It is disclosed in the item net inventory value reduction, of the statement of cash flows.

Note 18. Administrative expenses

The detail of administrative expenses is as follows:

Administrative expenses	September 30, 2023	September 30, 2022	For the three months ended September 30, 2023	For the three months ended September 30, 2022
Personnel Expenses				
Wages and salaries ⁽¹⁾	567,061	474,492	176,059	163,353
Social security expenses ⁽²⁾	130,883	106,190	43,440	41,148
Pension expenses ⁽⁷⁾	47,298	38,319	15,652	12,923
Interest rate benefits to employees	9,440	7,765	3,674	2,775
Other post-employment benefit plans other than pensions ⁽⁷⁾	5,635	4,167	1,792	1,302
Other long-term benefits	3,861	3,306	1,280	1,071
Termination benefits ⁽⁷⁾	2,848	2,412	871	967
Total personnel expenses	767,026	636,651	242,768	223,539
General expenses				
Taxes, contributions and fees	288,031	270,354	97,559	88,959
Commissions, fees and services	119,361	92,353	44,620	39,986
Maintenance	74,564	53,754	30,444	22,269
Intangible assets	69,435	63,594	24,517	22,777
Provision for contingencies ^{(6) (7)}	68,072	119,684	31,376	45,765
Depreciation of property, plant and equipment ⁽⁶⁾	57,178	52,991	19,612	17,781
Amortization of intangible assets ⁽⁶⁾	48,444	47,682	15,953	17,237
General insurance	43,930	37,214	16,632	13,869
Other general expenses	43,403	40,687	18,225	16,519
Surveillance and security	32,346	25,293	11,951	8,873
Other miscellaneous provisions ^{(5) (6) (7)}	24,871	26,868	7,585	7,470
Amortization of rights of use ⁽⁶⁾	23,024	21,960	7,224	7,440
Licenses and safe-conducts	19,566	10,190	2,039	594
Advertising and publicity	18,619	12,941	7,341	5,640
Public utilities	13,361	10,655	7,193	3,881
Promotion and dissemination	12,919	7,448	7,330	4,674
Fuels and lubricants	12,535	5,347	5,204	1,934
Christmas lighting	12,471	9,436	4,946	5,105
Cleaning, cafeteria, restaurant and laundry services	11,684	9,245	3,919	3,464
Provision for decommissioning, removal or rehabilitation ^{(6) (7)}	11,444	(58)	4,447	(287)
Communication and transportation	8,039	7,236	2,597	2,254
Leases	6,961	5,183	1,932	1,849
Apprenticeship contracts	5,859	4,698	2,135	1,715
Materials and supplies	5,529	3,194	2,575	1,374
Printed matter, publications, subscriptions and affiliations	5,128	3,950	1,295	1,373
Legal expenses	4,561	4,891	2,014	1,793
Information processing	3,889	3,002	922	1,011
Travel and travel expenses	3,841	2,737	1,248	1,348
Studies and projects	2,750	5,538	1,745	2,045
Provision for guarantees ^{(3) (6) (7)}	2,585	69,588	(2,507)	56,235
Provision insurance and reinsurance ⁽⁶⁾	1,779	397	883	397
Administration contracts	1,735	1,793	653	626
EAS technical reserve ^{(4) (6) (7)}	1,294	4,997	(959)	(6,527)
Total general expenses	1,059,208	1,034,842	382,650	399,443
Total	1,826,234	1,671,493	625,418	622,982

Amounts stated in millions of Colombian pesos

- (1) The increase was explained by the salary increase which was impacted by the CPI, being the subsidiaries that contribute the most EPM with \$47,851, Deca \$17,769, CHEC \$7,463, ADASA \$7,360, AFINIA \$5,541, ENSA \$1,080 and ESSA \$3,351.
- (2) The variation was due to salary increases, mainly in EPM and DECA.
- (3) Decrease corresponds to updating the provision of guarantees on the occasion of the Hidroituango connection.
- (4) Decrease due to updating the provision of the technical reserve of the EPM Medical Service Unit.
- (5) Decrease explained mostly by EPM \$3,164 mainly due to the environmental sanction procedure, the provision for the attention of the contingency of the Ituango hydroelectric plant and other miscellaneous provisions.
- (6) Corresponds to non-cash expenses.
- (7) Disclosed under provisions, post-employment, and long-term defined benefit plans in the statement of cash flows.

Note 19. Other expenses

The detail of other expenses is as follows:

Other expenses	September 30 de 2023	September 30 de 2022	For the three months ended September 30, 2023	For the three months ended September 30, 2022
Loss on retirement of property, plant and equipment ^{(1) (4) (6)}	34,630	21,062	8,468	12,024
Contributions in non-corporate entities ⁽²⁾	21,437	15,680	10,474	7,435
Effective interest financing services ⁽³⁾	12,539	22,492	3,598	7,324
Other ordinary expenses	8,434	23,936	2,671	15,932
Arbitral awards and extrajudicial conciliations	2,749	1,756	1,514	775
Court rulings	1,394	223	589	23
Loss on derecognition of rights of use ^{(7) (9)}	1,098	78	254	-
Donations	862	606	60	35
Loss on retirement of inventories ^{(4) (5)}	509	437	242	49
Loss on sale of property, plant and equipment ⁽⁴⁾	195	362	89	4
Loss due to changes in fair value of investment properties ⁽⁴⁾	61	264	-	222
Taxes assumed	10	2	9	-
Loss in the withdrawal of intangible assets ^{(4) (6)}	2	1	-	-
Total	83,920	86,899	27,968	43,823

Amounts stated in millions of Colombian pesos

- (1) Increase mainly explained by CHEC \$4,887 due to assets written off due to technical obsolescence and ENSA for \$ 6,778
- (2) Corresponds to the contributions made to the EPM Foundation.

- (3) The decrease is explained by the subsidiary Afinia in \$9,410 and corresponds to the valuation of the amortized cost of the financing already invoiced for public energy services.
- (4) Corresponds to non-cash expenses.
- (5) It is disclosed in the caption net inventory value reduction of the statement of cash flows.
- (6) It is disclosed in the result due to disposal of property, plant and equipment, right-of-use assets, intangible assets, and investment properties in the statement of cash flows.

Note 20. Finance income and expenses

20.1 Finance income

The detail of finance income is as follows:

Financial income	September 30, 2023	September 30, 2022	For the three months ended September 30, 2023	For the three months ended September 30, 2022
Interest Income:				
Bank deposits ⁽¹⁾⁽³⁾	147,919	75,760	41,801	35,844
Interest on trade receivables and default interest ⁽³⁾	38,723	54,720	13,531	(13,200)
Interest income from financial assets at amortized cost ⁽³⁾	6,858	11,327	1,423	3,567
Gain from valuation of financial instruments at fair value ^{(2) (4)}	219,098	47,429	17,311	32,033
Other financial income ⁽³⁾	41,768	29,037	15,737	6,506
Restricted funds ⁽³⁾	6,824	28,780	2,425	12,752
Gain from valuation of financial instruments at amortized cost ⁽⁴⁾	990	-	288	(3,016)
Gain on trust rights ⁽⁴⁾	49,529	6,236	11,273	3,629
Leases ⁽³⁾	867	-	283	-
Funds received in administration ⁽³⁾	681	293	473	188
Yield from monetary restatement ⁽³⁾	191	43	28	23
Total financial income	513,448	253,625	104,573	78,326

- Amounts stated in millions of Colombian pesos -

- (1) The variation is mainly caused by: i) EPM for \$30,000, because there was a higher available balance in deposits from financial institutions, in addition to the increase in bank rates ii) Maxseguros for \$9,754 iii) ADASA for \$11,334 and iv) ESSA for \$5,512.
- (2) Increase originated by the measurement at fair value of investments classified in financial instruments, which was mainly due to the allocation of fixed-income securities and the behavior of the market that has presented significant valuations mainly in i) EPM for \$154,104, ii) National Waters for \$7,659, iii) national energy affiliates for \$8,208 and iv) EPM Inversiones for \$1,380.
- (3) It is disclosed in the caption of result by valuation of financial instruments and hedge accounting of the statement of cash flows.
- (4) The increase in the profit from trust rights mainly corresponds to EPM with COP 36,022 and is due to the behavior of the market, which has presented significant valuations that have been reflected in the portfolio's temporary investments. It is disclosed in the cash flow statement in the result from the valuation of financial instruments and hedge accounting.

20.2 Finance expense

The detail of finance expense is as follows:

Finance expense	September 30, 2023	September 30, 2022	For the three months ended September 30, 2023	For the three months ended September 30, 2022
Interest expense:				
Interest on lease obligations ⁽³⁾	52,593	44,884	17,357	15,066
Other interest expense ⁽³⁾	34,005	19,342	14,073	11,844
Total interest	86,598	64,226	31,430	26,910
Long-term external financing operations ^{(1) (3)}	847,415	603,613	282,044	223,755
Long-term internal financing operations ^{(1) (3)}	497,501	457,292	134,008	175,154
Financial instruments for hedging purposes ^{(2) (3)}	528,223	204,758	211,532	96,447
Interest on financial liabilities and valuation losses on investments and other assets ⁽⁴⁾	186,728	152,407	52,990	62,111
Short-term internal financing operations ^{(1) (3)}	149,348	71,766	52,329	27,683
Short-term external financing operations ^{(1) (3)}	22,077	24,358	6,381	12,627
Fees and commissions other than amounts included in determining the effective interest rate ⁽³⁾	6,386	7,253	2,241	2,587
Total interest expense on other financial liabilities not measured at fair value through profit or loss ⁽³⁾	4,282	718	829	280
Total finance expenses	2,328,558	1,586,391	773,784	627,554

- Amounts in millions of Colombian pesos -

- (1) The variation in financing operations originates mainly in EPM, ESSA, FINIA, ENSA and CENS due the biggest indebtedness to the increase in interest rates.
- (2) The increase in this item occurs basically in EPM due to higher indebtedness and financial hedges entered into due to the increases in of interest rates and exchange rates.
- (3) It is disclosed in the caption of expenses for interests and commissions of the statement of cash flows.
- (4) For presentation purposes in the statement of cash flows: \$102,052 (2022: \$95,816) is disclosed in the result of valuation of financial instruments and hedge accounting caption and \$84,676 (2022: \$56,411) is disclosed in the caption of provisions for tax obligations, insurance and reinsurance and financial updating.

Note 21. Net foreign exchange difference

The effect on foreign currency transactions is as follows:

Exchange difference, net	September 30, 2023	September 30, 2022	For the three months ended September 30, 2023	For the three months ended September 30, 2022
Exchange difference income				
<u>Own position</u>				
For goods and services and others	51,202	22,608	7,461	14,224
For liquidity	22,133	269,951	11,351	138,259
Receivables	18,232	55,623	260	4,319
Provisions	24,041	-	10,659	(2,718)
Other adjustments due to exchange differences	31	9,270	9,288	6,334
<u>Financial</u>				
Gross Income	1,837,890	4,960	343,633	405
Debt hedging	-	873,355	-	641,378
Total foreign exchange difference income	1,953,529	1,235,767	382,652	802,201
Foreign exchange difference expense				
<u>Own position</u>				
For goods and services and others	(18,753)	(56,091)	(3,483)	(40,199)
For liquidity	(76,784)	(127,970)	(6,308)	3,163
Receivables	(195,175)	(52,907)	(113,676)	60,634
Provisions	-	(14,828)	-	(14,828)
Other adjustments due to exchange differences	(11,249)	(332)	(11,158)	(176)
<u>Financing operation</u>				
Gross expense	(313,714)	(1,192,481)	(134,484)	(827,921)
Debt coverage	(1,206,914)	-	(232,115)	-
Total foreign exchange difference expense	(1,822,589)	(1,444,609)	(501,224)	(819,327)
Exchange difference, net	130,940	(208,842)	(118,572)	(17,126)

- Amounts stated in millions of Colombian pesos -

The net accumulated income for exchange difference amounts to \$130,940, the main income corresponds to the exchange difference in dollars for \$1,837,890 and the expense for debt restatement of \$1,206,914, associated with the accumulated devaluation of the Colombian peso during the period, which to date amounts to 15,73% (2022: devaluation of 13,84%).

The rates used for foreign currency translation in the consolidated financial statements are as follows:

Currency	Currency Code	Exchange to USD as of September 30		Exchange rate as of September 30		Average exchange rate	
		2023	2022	2023	2022	2023	2022
United States Dollar	USD	-	-	4,053.76	4,532.07	4,004.52	4,433.65
Guatemalan quetzal	GTQ	7.86	7.84	515.86	577.92	509.00	568.58
Mexican peso	MXP	17.41	20.11	232.80	225.39	231.60	221.06
Chilean peso	CLP	906.84	957.93	4.47	4.73	4.53	4.81

Note 22. Income tax

As of September 30, 2022, the effective rate of income tax was 27,25% (as of September 30, 2022, 28,55%):

Income Tax	September 30, 2023	September 30, 2022
Profit of the period before taxes from continuing activities	4,633,028	4,316,576
Current income tax	1,249,935	1,296,702
Deferred income tax	12,379	(64,526)
Total income tax	1,262,314	1,232,176
Effective rate	27.25%	28.55%

- Amounts stated in millions of Colombian pesos -

The variation in the effective rate originated from a combined effect of items, such as:

- Increase in the nominal rate of occasional income tax in Colombia that went from 10% in 2022 to 15% in 2023, which represents a higher expense in deferred tax in the reporting period.
- The elimination of the possibility of taking 50% of the Industry and Commerce Tax paid as a tax discount as of the effective date of Law 2277, which is as of January 1, 2023. The aforementioned Law allows taking the deductibility of this tax as of the tax year being reported.
- Variation in profit before taxes due to the elimination in the consolidation process of permanent items such as the equity method, also due to the adjustment of the deferred tax associated with unrealized profits from intragroup transactions, affecting the effective tax rate of the consolidated.
- The effective tax rate is below the nominal income rate of the countries where Grupo EPM is present, mainly due to the use of tax benefits in Colombia such as: special deduction for investments in real productive fixed assets, exclusive benefit in the Head Office and permitted by the Legal Stability Contract signed with the Nation through the Ministry of Mines and Energy; income from untaxed dividends under the Colombian Holding Companies Regime, special deductions and tax discounts for investments in Science, Technology and Innovation; investments in control, conservation and improvement of the environment.

Note 23. Related party disclosures

EPM, parent company of the EPM Group, is an industrial and commercial company of the State, decentralized of the municipal order, whose sole owner is the Municipality of Medellín. Its capital is not divided into shares.

Subsidiaries, associates and joint ventures, including subsidiaries of associates and joint ventures, key management personnel, as well as entities over which key management personnel may exercise control or joint control and post-employment benefit plans for the benefit of employees are considered related parties of the Group.

The balances and transactions between the companies of the EPM Group have been eliminated in the consolidation process and are not disclosed in this note. The total amount of the transactions

carried out by the Group with its related parties during the corresponding period is presented below:

Transactions and balances with related parties	Income ⁽¹⁾	Costs/ Expenses ⁽²⁾	Amounts receivable ⁽³⁾	Amounts payable ⁽⁴⁾	Guarantees and collateral received ⁽⁵⁾
Associates:					
September 2023	56,862	33,728	21,217	6,004	-
December 2022	62,838	43,277	13,105	8,947	-
Key management personnel of the company or its controlling company:					
September 2023	2	19,956	1,299	4,663	903
December 2022	5	50,941	875	4,137	903
Other related parties:					
September 2023	139,229	81,496	129,749	294,344	-
December 2022	207,939	100,406	94,440	14,474	-

- Amounts stated in millions of Colombian pesos -

- (1) Revenues generated from transactions with associated companies correspond to the sale of services related to information and communication technologies, information services and complementary activities related and/or related to them. Revenues generated with other related parties correspond mainly to the sale of energy, rendering of public services and financial services. The detail of the income obtained by the Group from its related parties is as follows:

	Revenues	September 30, 2023	December 31, 2022
Associates	Sale of goods and services	46,509	53,057
	Interest	4	54
	Other	10,349	9,728
Key management personnel of the company or its controlling company	Sale of goods and services	2	5
Other related parties	Sale of goods and services	120,148	46,375
	Interest	311	67
	Fees	-	703
	Other	18,769	160,793
Total income from related parties		196,092	270,782

- Amounts stated in millions of Colombian pesos -

- (2) Corresponds to costs and expenses arising from transactions involving the purchase of energy, acquisition of goods and services, including services related to communications and complementary activities, with associates and other related parties. The detail of the costs and expenses incurred by the Group with its related parties is as follows:

	Costs and Expenses	September 30, 2023	December 31, 2022
Associates	Purchase of goods and services	31,955	41,160
	Fees	1,552	2,105
	Other	222	12
Key management personnel of the company or its controlling company	Purchase of goods and services	4,318	16,902
	Fees	11,262	11,595
	Other	4,376	22,444
Other related parties	Purchase of goods and services	26,818	36,558
	Interest	-	2
	Fees	4,180	3,759
	Other	50,497	60,088
Total costs and expenses incurred with related parties		135,180	194,625

- Amounts stated in millions of Colombian pesos -

- (3) The Group maintains accounts receivable with its related parties derived from the sale of energy, rendering of public services, sale of services associated to information and communications technologies, information services, among others. The EPM Group qualifies the portfolio under criteria that allow prioritizing the management of its recovery through the departments in charge of it or collection entities. The collection applies according to the billing cycle with respect to residential public services.
- (4) The payment policy, for the most part, is 30 days from the date the invoice is filed.
- (5) The guarantees and collateral received correspond to mortgage guarantees on housing loans granted to key management personnel.

Transactions between the Group and its related parties are carried out under conditions equivalent to those existing in transactions between independent parties, in terms of their purpose and conditions.

Transactions and balances with related government entities

The surpluses paid during the period to the Municipality of Medellín as of September 30, 2023 by EPM are \$1,393,467 detailed as follows: \$895,800 ordinary and \$497,667 extraordinary (September 30, 2022 \$1,647,219: \$1,009,514 ordinary and \$637,705 extraordinary).

Remuneration to the Board of Directors and key personnel of the Group:

The remuneration of the members of the Board of Directors and key management personnel of the Group is as follows:

Concept	September 30, 2023	December 31, 2022
Wages and other short-term employee benefits	28,520	48,522
Pensions and other post-employment benefits	602	978
Other long-term employee benefits	1,177	1,193
Remuneration to key management personnel	30,299	50,693

- Amounts stated in millions of Colombian pesos -

The amounts disclosed are the amounts recognized as a cost or expense during the reported period for compensation of key management personnel.

Note 24. Capital management

The Group's capital includes indebtedness through the capital market, commercial banking, development banking, development agency, and multilateral banking, at a national and international level.

The Group manages its capital with the objective of planning, managing, and evaluating the attainment of financial resources in the national and international financial markets, for strategic investments and investment projects, through different options that optimize the cost, that guarantee the maintenance of adequate financial indicators and adequate risk rating and minimizes financial risk. For the above, it has defined the following capital management policies and processes:

Financing management: financing management includes the performance of all long-term credit operations, to guarantee the timely availability of the resources required for the normal operation of the company and to materialize investment and growth decisions, trying to optimize financing costs.

The Group is not subject to external capital requirements.

The Group has not made any changes to its capital management objectives, policies, and processes during the period ended as of the cut-off date, nor has it been subject to external capital requirements.

In order to deal with changes in economic conditions, the Group implements proactive mechanisms for managing its financing, enabling different financing alternatives to the extent feasible, so that, when it is required to execute any long-term credit operation, it has access to the source that is available at each market moment in competitive conditions and with the necessary opportunity.

The values that the Group manages as capital are presented below:

Capital management	September 30, 2023	December 31, 2021
Bonds and loans		
Commercial bank loans	8,888,731	9,053,293
Multilateral bank loans	790,727	1,163,243
Development bank loans	2,246,627	2,292,111
Bonds and securities issued	15,317,749	16,866,622
Other loans	-	115,000
Total debt	27,243,834	29,490,269
Total capital	27,243,834	29,490,269

- Amounts stated in millions of Colombian pesos -

Note 25. Fair value measurement on a recurring and non-recurring basis

The methodology established in IFRS 13 Fair Value Measurement specifies a hierarchy in valuation techniques based on whether the variables used in determining fair value are observable or unobservable. The Group determines the fair value on a recurring and non-recurring basis, as well as for disclosure purposes:

- Based on quoted prices in active markets for identical assets or liabilities that the Group can access on the measurement date (level 1).
- Based on valuation techniques commonly used by market participants that use variables other than quoted prices that are directly or indirectly observable for assets or liabilities (level 2).
- Based on internal cash flow discount valuation techniques or other valuation models, using variables estimated by the Group that are unobservable for the asset or liability, in the absence of variables observed in the market (level 3).

During 2023 and 2022 in the Group no transfers were made between fair value hierarchy levels, both for transfers in and transfers out of the levels, when.

Valuation techniques and variables used by the Group to measure fair value for recognition and disclosure:

Cash and cash equivalents: include fixed income instruments and fiduciary charges. The latter reflects the balance of the Collective Investment Funds (FIC) owned by the EPM Group. These funds are used as a savings and investment mechanism and are managed by trust companies. Through these funds, resources are invested in a portfolio of assets that are updated at fair value. The EPM Group uses the market approach as a valuation technique for this item, these items are classified in level 1 of the fair value hierarchy.

Investments at fair value through profit or loss and through equity corresponds to the investments made to optimize liquidity surpluses, that is, all those resources that are not immediately allocated to the development of the activities that constitute the corporate purpose of the companies. Additionally, it includes the resources delivered to a financial institution as collateral for the sale of the Los Cururos Wind Farm and EPM Transmission Chile. The EPM Group uses the market approach as a valuation technique, these items are classified in level 1 of the fair value hierarchy.

Equity investments: corresponds to the resources placed in equity securities of national or foreign entities, represented in shares or parts of social interest. The methodologies used are the market price for those listed on the stock exchange (level 1) and the discount of cash flows for the rest (level 3).

Fiduciary rights: corresponds to the rights originated by virtue of the execution of commercial fiduciary contracts. The EPM Group uses the market approach as a valuation technique, these items are classified at level 1.

Derivative instruments: The Group uses derivative financial instruments, such as forward contracts, futures contracts, financial swaps (swaps), and options, to hedge various financial risks, mainly the risk of interest rate, exchange rate, and price of basic products (commodities). Such derivative financial instruments are initially recognized at their fair value on the date the derivative contract is entered into and are subsequently remeasured at their fair value. The Group uses discounted cash flow as a valuation technique for swaps, in an income approach. The variables used are Interest rate swap curve for rates denominated in dollars, to discount flows in dollars; and External Interest Rate Swap Curve for rates denominated in pesos, to discount flows in pesos. These items are classified in level 2 of the fair value hierarchy. Regarding Zero Cost Collar options, the Black and Scholes model is used as a reference, which analyzes the value of options based on

the price of the asset underlying the option and follows a continuous stochastic process of Gauss-Wiener evolution with mean and constant instantaneous variance. These items are classified in level 2 of the fair value hierarchy. Additionally, for the put option of the climatic derivative, the Montecarlo method is used as a valuation technique, which simulates the non-financial variable (rainfall measured in two meteorological stations located in the basins of two of the most important rivers in EPM's area of influence: Río Abajo and Riogrande I) in a series of situations or possible scenarios for a given event, including the limits and present value of the flows defined in the contract. This item is classified in level 3 of the fair value hierarchy because variables not obtained from observable market data are used.

Trade receivables: made up of the account receivable originating from the business combination for the acquisition of the subsidiary Empresas Públicas de Rionegro, for its valuation the discount of the payment flows is considered, applying the weekly deposit rates for CDT at 360 days. published by the Banco de la República; and for the account receivable associated with the contract for the firm supply of liquid fuel (ACPM) for the La Sierra and Termodorada thermoelectric plants, which is updated according to the value of the fuel unit stipulated in the contract. Both items are classified in level 3 of the fair value hierarchy.

Investment properties: are properties (land or buildings, considered in whole or in part, or both) that are held (by the Group in its own name or through a financial lease) to obtain rents, capital gains, or both, in place of for:

- Its use in the production or supply of goods or services, or for administrative purposes; or
- Their sale in the ordinary course of operations.

The Group uses two valuation techniques for these items. Within the market approach, the comparative or market method is used, which consists of deducting the price by comparing transactions, supply and demand, and appraisals of similar or comparable real estate, prior adjustments for time, composition, and location. Within the cost approach, the residual method is used, which is applied only to buildings and is based on the determination of the updated construction cost, less depreciation due to age, and state of conservation. Both items are classified in level 3 of the fair value hierarchy.

Contingent considerations: arising from the business combinations in the acquisitions of the subsidiaries Espiritu Santo Energy S. de RL and Empresas Varias de Medellín SA ESP - EMVARIAS, the discount of the payment flows is considered by applying the discount rates: Libor rate and TES rate, respectively. These items are classified in level 3 of the fair value hierarchy.

Other accounts payable: corresponds to the premium payable for a weather derivative whose valuation technique is the average of expected future flows, discounted at a risk-free rate plus a spread that considers the possibility of default (own credit risk). This item is classified in level 3 of the fair value hierarchy because variables not obtained from observable market data are used, such as own credit risk.

The following table shows, for each of the fair value hierarchy levels, the assets and liabilities of the Group measured at fair value regularly at the cut-off date:

Fair value on a recurring basis as of September 30, 2023	Book value	Level 1	Level 2	Level 3	Total
Assets					
Cash and cash equivalents	415,856	415,856	-	-	415,856
Total negotiable or designated at fair value (See note 12)	415,856	415,856	-	-	415,856
Fixed income securities	468,250	468,250	-	-	468,250
Equity securities investments at fair value	245,843	245,843	-	-	245,843
Investments pledged or pledged in guarantee	259,273	259,273	-	-	259,273
Total other investments at fair value (See note 11)	973,366	973,366	-	-	973,366
Variable income securities other equity investments	1,700,770	1,700,770	-	7,700	1,708,470
Total other equity investments (See note 11)	1,700,770	1,700,770	-	7,700	1,708,470
Trust in administration	356,804	356,804	-	-	356,804
Total trust rights (See note 11)	356,804	356,804	-	-	356,804
Put Options	47,535	-	-	47,535	47,535
Future contracts	672	-	672	-	672
Derivative swaps	1,966	-	1,966	-	1,966
Total derivatives	50,173	-	2,638	47,535	50,173
Other accounts receivable	48,162	-	-	48,162	48,162
Total debtors (See note 10)	48,162	-	-	48,162	48,162
Investment properties Urban and rural land	151,146	-	-	151,146	151,146
Investment property Buildings and houses	36,793	-	-	36,793	36,793
Total investment properties	187,939	-	-	187,939	187,939
Liabilities					
Provision - business combination	158,462	-	-	158,462	158,462
Total contingent consideration (See note 14)	158,462	-	-	158,462	158,462
Other accounts payable	-	-	-	-	-
Total accounts payable	-	-	-	-	-
Swaps derivative liabilities	572,267	-	572,267	-	572,267
Total derivative liabilities	572,267	-	572,267	-	572,267
Total fair value on a recurring basis	3,002,341	3,446,796	(569,629)	132,874	3,010,041

Amounts stated in millions of Colombian pesos

Fair value on a recurring basis as of December 31, 2022	Book value	Level 1	Level 2	Level 3	Total
Assets					
Cash and cash equivalents	812,232	812,232	-	-	812,232
Total negotiable or designated at fair value	812,232	812,232	-	-	812,232
Fixed income securities	560,166	560,166	-	-	560,166
Equity securities investments at fair value	128,814	128,814	-	-	128,814
Investments pledged or pledged in guarantee	233,004	233,004	-	-	233,004
Total other investments at fair value (See note 11)	921,984	921,984	-	-	921,984
Variable income securities other equity investments	2,100,071	2,092,266	-	7,805	2,100,071
Total other equity investments (See note 11)	2,100,071	2,092,266	-	7,805	2,100,071
Trust in administration	334,492	334,492	-	-	334,492
Total trust rights (See note 11)	334,492	334,492	-	-	334,492
Put Options	67,870	-	-	67,870	67,870
Derivative swaps	466,733	-	466,733	-	466,733
Collar Options	-	-	-	-	-
Total derivatives	534,603	-	466,733	67,870	534,603
Other accounts receivable	47,105	-	-	47,105	47,105
Total debtors (See note 10)	47,105	-	-	47,105	47,105
Investment properties Urban and rural land	153,781	-	-	153,781	153,781
Investment property Buildings and houses	36,793	-	-	36,793	36,793
Total investment properties	190,574	-	-	190,574	190,574
Liabilities					
Provision - business combination	164,112	-	-	164,112	164,112
Total contingent consideration (See note 14)	164,112	-	-	164,112	164,112
Other accounts payable	49,089	-	-	49,089	49,089
Total accounts payable	49,089	-	-	49,089	49,089
Swaps derivative liabilities	4,065	-	4,065	-	4,065
Total derivative liabilities	4,065	-	4,065	-	4,065
Total fair value on a recurring basis	4,723,795	4,160,974	462,668	100,153	4,723,795

- Amounts stated in millions of Colombian pesos -

No transfers between levels were made during 2023.

The following tables present a reconciliation of the Group's assets and liabilities measured at fair value on a recurring basis using unobservable variables (classified in level 3 of the fair value hierarchy) as of September 30, 2023 and December 31, 2022:

Changes in level 3 of the fair value hierarchy September 30, 2023	Initial balance	Changes recognized in income	Changes recognized in other comprehensive income	Settlements	Final balance
Assets					
Variable income securities other equity investments	7,805	-	(105)	-	7,700
Total other equity investments (See note 11)	7,805	-	(105)	-	7,700
Options					
Options	67,870	(20,335)	-	-	47,535
Total derivatives	67,870	(20,335)	-	-	47,535
Other accounts receivable					
Other accounts receivable	47,105	1,057	-	-	48,162
Total receivables	47,105	1,057	-	-	48,162
Investment properties Urban and rural land					
Investment properties Urban and rural land	153,781	-	(2,635)	-	151,146
Investment properties Buildings and houses	36,793	-	-	-	36,793
Total investment properties	190,574	-	(2,635)	-	187,939
Liabilities					
Provision - business combination	164,112	(5,650)	-	-	158,462
Total contingent consideration (See Note 14)	164,112	(5,650)	-	-	158,462
Other accounts payable					
Other accounts payable	49,090	-	-	(49,090)	49,090
Total accounts payable	49,090	-	-	(49,090)	49,090

- Amounts stated in millions of Colombian pesos -

The value and estimated fair value of the Group's assets and liabilities that are not recognized at fair value in the consolidated statement of financial position, but require disclosure at fair value, as of September 30, 2023 and December 31, 2022 is the following:

September 30, 2023	Book value	Level 2	Total
Assets			
Utility Services	8,361,386	8,308,364	8,308,364
Employees	231,428	209,618	209,618
Construction contracts	11,885	11,885	11,885
Other accounts receivable	2,121,254	1,926,834	1,926,834
Total Assets	10,725,953	10,456,701	10,456,701
Liabilities			
Development bank loans	2,246,627	2,175,065	2,175,065
Multilateral bank loans	790,727	643,828	643,828
Commercial bank loans	8,888,731	8,816,533	8,816,533
Bonds and securities issued	15,317,749	13,173,673	13,173,673
Other liabilities	-	-	-
Total liabilities	27,243,834	24,809,099	24,809,099
Total	(16,517,881)	(14,352,398)	(14,352,398)

- Amounts stated in millions of Colombian pesos

December 31, 2022	Book value	Level 2	Total
Assets			
Utility Services	7,958,729	7,940,569	7,940,569
Employees	224,225	198,662	198,662
Construction contracts	5,140	5,140	5,140
Other accounts receivable	1,757,839	1,751,547	1,751,547
Total Assets	9,945,933	9,895,918	9,895,918
Liabilities			
Development bank loans	2,292,111	2,292,111	2,292,111
Multilateral bank loans	1,163,243	1,163,243	1,163,243
Commercial bank loans	9,053,293	9,053,293	9,053,293
Bonds and securities issued	16,866,622	13,995,066	13,995,066
Other liabilities	115,000	111,786	111,786
Total liabilities	29,490,269	26,615,499	26,615,499
Total	(19,544,336)	(16,719,581)	(16,719,581)

- Amounts stated in millions of Colombian pesos -

As of September 30, 2023, and 2022, there were no concepts in levels 1 and 3.

Note 26. Operating segments

26.1 Segment information

For management purposes, the Group is organized into segments based on its products and services, and has the following eight operating segments for which information is presented:

- Electricity Generation and Commercialization Segment, whose activity consists of the production of energy and commercialization of large blocks of electricity, based on the acquisition or development of a portfolio of energy proposals for the market.
- Electricity Distribution and Commercialization Segment, whose activity consists of transporting electricity through a set of lines and substations, with their associated equipment, operating at voltages lower than 220 KV, the commercialization of energy to the end user of the regulated market and the development of related and complementary activities. It includes the Regional Transmission System (STR), the Local Distribution System (SDL), the public lighting service and the provision of associated services.
- Electricity Transmission Segment, whose activity consists of transporting energy in the National Transmission System (STN), composed of the set of lines, with their corresponding connection equipment, operating at voltages equal to or higher than 220 KV. The National Transmitter (TN) is the legal entity that operates and transports electric energy in the STN or has incorporated a company whose purpose is the development of such activity.
- The Natural Gas Distribution and Commercialization segment, whose activity consists of transporting gas from the city gate to the end user through medium and low-pressure pipelines. It includes the sale of gas through different systems, including distribution by network, natural gas for vehicles, compressed natural gas and service stations.

- Water Supply and Commercialization Segment, whose activity consists of conceptualizing, structuring, developing and operating systems to supply water. It includes the commercial management of the portfolio of services related to the supply of water for different uses, in addition to the use of the production chain, specifically in the production of energy, and the supply of raw water.
- Management and Commercialization of Wastewater Segment, includes the activities of conceptualizing, structuring, developing and operating wastewater systems and solid waste management, in addition to the use of the production chain, specifically in the production of energy and gas.
- Management and Commercialization of Solid Waste Segment includes carrying out commercial management related to these services and the use of biosolids and other by-products of wastewater treatment, and solid waste management.
- Other segment, which corresponds to other activities that are not included in the segments listed above. Includes: Adapted Health Entity (EAS) and Medical and Dental Services Unit, billing and collection services for third parties, income received from investment properties (leases), social financing, EATIC Laboratory tests, provision of specialized transportation service and services associated with information and communication technologies, information services and complementary activities related or related to them.

The Group has not aggregated operating segments to form these eight reportable segments; however, it carries out the activity of energy trading, which consists of the purchase of electricity in the wholesale market and its sale to other market agents or to regulated or unregulated end-users. Therefore, the Group includes the financial information of this activity in the corresponding segments that contain this activity.

Management monitors the operating results of the operating segments separately for the purpose of making decisions on the allocation of resources and evaluating their performance. Segment performance is evaluated on the basis of income or loss from operations before income taxes and discontinued operations and is measured on a consistent basis with income or loss from operations in the consolidated financial statements.

Transfer prices between operating segments are agreed upon as between independent parties in a manner similar to that agreed upon with third parties.

September 30, 2023	Generation	Transmission	Distribution	Gas	Water supply	Wastewater management	Solid waste management	Other segments	Total segments	Intersegment eliminations	Consolidated
Revenues from external customers	4,250,108	288,106	18,596,595	1,134,350	1,680,207	1,080,509	242,052	196,833	27,468,760	-	27,468,760
Inter-segment revenues	589,883	121,558	606,280	44,990	42,451	42,964	628	107,774	1,556,528	(1,556,528)	-
Total net revenue	4,839,991	409,664	19,202,875	1,179,340	1,722,658	1,123,473	242,680	304,607	29,025,288	(1,556,528)	27,468,760
Costs and expenses without depreciation, amortization, provisions and impairment of P	(2,133,089)	(73,366)	(14,816,926)	(975,472)	(843,649)	(596,933)	(194,437)	(282,062)	(19,915,934)	1,455,470	(18,460,464)
Depreciation, amortization, provisions and impairment of P	(370,247)	(54,424)	(666,656)	(17,902)	(226,652)	(100,034)	(54,979)	(39,220)	(1,530,114)	33,103	(1,497,011)
Impairment of trade receivable	(42,825)	17	(919,079)	(2,967)	(21,144)	(11,157)	(379)	(29,716)	(1,027,250)	115	(1,027,135)
Other expenses	(18,631)	(1,385)	(50,681)	(1,267)	(8,890)	(2,958)	(62)	(255)	(84,129)	209	(83,920)
Interest and yield income	74,689	8,962	153,282	13,861	50,361	87,926	8,379	72,160	469,620	(224,887)	244,733
Finance income (other than interest and yields)	28,525	2,843	73,836	15,444	15,152	18,391	1,867	112,657	268,715	-	268,715
Total finance income	103,214	11,805	227,118	29,305	65,513	106,317	10,246	184,817	738,335	(224,887)	513,448
Interest expense	(650,649)	(70,418)	(565,499)	(64,347)	(339,578)	(180,395)	(10,223)	(484,028)	(2,365,137)	229,693	(2,135,444)
Finance expenses (other than interest)	(99,277)	(233)	(51,621)	(1,399)	(17,332)	(7,953)	(11,102)	(5,387)	(194,304)	1,190	(193,114)
Total finance expense	(749,926)	(70,651)	(617,120)	(65,746)	(356,910)	(188,348)	(21,325)	(489,415)	(2,559,441)	230,883	(2,328,558)
Net foreign exchange difference	135,107	803	65,415	2,420	89,762	11,949	(2)	(174,517)	130,937	3	130,940
Equity method in the profit or loss of associates and joint v	-	-	-	-	-	-	-	(261,169)	(261,169)	-	(261,169)
Effect of share in equity investments	-	-	1,330	-	-	-	-	178,138	179,468	(1,331)	178,137
Profit or loss before income tax for the period	1,763,594	222,463	2,426,276	147,711	420,688	342,309	(18,258)	(608,792)	4,695,991	(62,963)	4,633,028
Income tax	(472,834)	(49,702)	(697,170)	(48,789)	(35,358)	(108,225)	3,980	119,891	(1,288,207)	25,893	(1,262,314)
Net movement in regulatory accounts related to profit or loss	-	-	3,691	-	-	-	-	-	3,691	-	3,691
Net profit or loss for the period	1,290,760	172,761	1,732,797	98,922	385,330	234,084	(14,278)	(488,901)	3,411,475	(37,070)	3,374,405
Total assets without investments in associates and joint ven	25,516,044	2,496,431	28,495,010	1,584,140	9,233,287	8,112,271	466,287	4,848,900	80,752,370	(7,041,788)	73,710,582
Investments in associates and joint ventures accounted for b	-	-	-	-	-	-	-	910,178	910,178	-	910,178
Deferred assets related to regulatory account balances	-	-	45,414	-	-	-	-	-	45,414	-	45,414
Total assets and debit balances of deferred regulatory ac	25,516,044	2,496,431	28,540,424	1,584,140	9,233,287	8,112,271	466,287	5,759,078	81,707,962	(7,041,788)	74,666,174
Total liability	14,395,134	1,172,520	16,038,867	989,844	5,625,678	4,372,618	426,668	6,171,649	49,192,978	(5,828,693)	43,364,285
Deferred liabilities related to regulatory account balances	-	-	13,624	-	-	-	-	-	13,624	-	13,624
Total liabilities and credit balances from deferred regulatory	14,395,134	1,172,520	16,052,491	989,844	5,625,678	4,372,618	426,668	6,171,649	49,206,602	(5,828,693)	43,377,909
Additions to non-current assets	1,196,616	75,688	1,672,151	9,048	539,393	179,815	29,832	60,848	3,763,391	-	3,763,391

- Amounts stated in millions of Colombian pesos -

September 30, 2022	Generation	Transmission	Distribution	Gas	Water supply	Wastewater management	Solid waste management	Other segments	Total segments	Intersegment eliminations	Consolidated
Revenues from external customers	3,388,080	251,435	16,459,238	957,280	1,301,873	858,100	208,681	164,902	23,589,589	-	23,589,589
Inter-segment revenues	837,422	104,315	573,479	239,673	53,387	31,944	1,867	92,550	1,934,637	(1,934,637)	-
Total net revenue	4,225,502	355,750	17,032,717	1,196,953	1,355,260	890,044	210,548	257,452	25,524,226	(1,934,637)	23,589,589
Costs and expenses without depreciation, amortization, provisions and impairment of PP&E and intangibles	(2,132,394)	(67,708)	(12,558,862)	(1,007,803)	(607,008)	(418,275)	(166,817)	(239,507)	(17,198,374)	1,839,323	(15,359,051)
Depreciation, amortization, provisions and impairment of PP&E and intangible assets	(362,920)	(49,394)	(629,817)	(17,194)	(214,181)	(101,363)	(38,776)	(30,292)	(1,443,937)	31,070	(1,412,867)
Impairment of trade receivable	(11,903)	1,108	(718,891)	(2,327)	(19,468)	(34,238)	(512)	(27,724)	(813,955)	(640)	(814,595)
Other expenses	(12,647)	(929)	(57,849)	(1,167)	(13,154)	(2,280)	(48)	(228)	(88,302)	1,403	(86,899)
Interest and yield income	60,551	2,149	81,034	3,039	16,634	47,934	2,704	20,242	234,287	(68,453)	165,834
Finance income (other than interest and yields)	7,662	(999)	35,696	3,244	6,384	10,165	2,349	13,867	78,368	-	78,368
Total finance income	68,213	1,150	116,730	6,283	23,018	58,099	5,053	34,109	312,655	(68,453)	244,202
Interest expense	(291,784)	(48,199)	(335,289)	(43,622)	(296,653)	(132,801)	(1,984)	(350,685)	(1,501,017)	74,286	(1,426,731)
Finance expenses (other than interest)	(89,711)	(226)	(26,183)	(775)	(14,717)	(6,613)	(7,486)	(5,645)	(151,356)	1,119	(150,237)
Total finance expense	(381,495)	(48,425)	(361,472)	(44,397)	(311,370)	(139,414)	(9,470)	(356,330)	(1,652,373)	75,405	(1,576,968)
Net foreign exchange difference	(214,708)	(3,191)	(30,714)	2,413	7,949	(1,201)	(1)	30,246	(209,207)	365	(208,842)
Equity method in the profit or loss of associates and joint ventures	-	-	-	-	-	-	-	(135,052)	(135,052)	-	(135,052)
Effect of share in equity investments	3	3	1,081	-	-	-	-	77,004	78,091	(1,032)	77,059
Profit or loss before income tax for the period	1,177,651	188,364	2,792,923	132,761	221,046	251,372	(23)	(390,322)	4,373,772	(57,196)	4,316,576
Income tax	(229,961)	(46,444)	(774,467)	(44,917)	(7,162)	(126,667)	176	(18,974)	(1,248,416)	16,240	(1,232,176)
Net movement in regulatory accounts related to profit or loss for the period	-	-	(55,341)	-	-	-	-	-	(55,341)	-	(55,341)
Net profit or loss for the period	947,690	141,920	1,963,115	87,844	213,884	124,705	153	(409,296)	3,070,015	(40,956)	3,029,059
Total assets without investments in associates and joint ventures and debit balances of deferred regulatory accounts	24,265,605	2,598,523	25,199,228	1,449,083	8,199,416	7,134,328	370,289	4,453,893	73,670,365	(3,979,659)	69,690,706
Investments in associates and joint ventures accounted for by the equity method	-	-	-	-	-	-	-	1,277,081	1,277,081	-	1,277,081
Deferred assets related to regulatory account balances	-	-	69,079	-	-	-	-	-	69,079	-	69,079
Total assets and debit balances of deferred regulatory accounts	24,265,605	2,598,523	25,268,307	1,449,083	8,199,416	7,134,328	370,289	5,730,974	75,016,525	(3,979,659)	71,036,866
Total liability	14,342,336	1,357,081	13,966,697	942,483	4,630,780	3,624,363	317,610	5,875,534	45,056,884	(2,869,456)	42,187,428
Deferred liabilities related to regulatory account balances	-	-	20,724	-	-	-	-	-	20,724	-	20,724
Total liabilities and credit balances from deferred regulatory accounts	14,342,336	1,357,081	13,987,421	942,483	4,630,780	3,624,363	317,610	5,875,534	45,077,608	(2,869,456)	42,208,152
Additions to non-current assets	1,701,659	53,819	1,331,992	8,370	418,073	157,131	9,869	62,350	3,743,263	-	3,743,263

- Amounts stated in millions of Colombian pesos -

26.2 Information by geographic area

Revenues from external customers

Country	September 30, 2023	September 30, 2022
Colombia (country of domicile of EPM)	19,473,812	16,926,290
Guatemala	3,125,469	2,619,620
Panamá	2,392,557	2,133,889
El Salvador	1,163,265	1,065,921
Chile	882,779	592,033
México	348,019	213,241
Ecuador	44,243	930
Bermuda	43,427	41,940
International intersegment eliminations	(4,811)	(4,275)
Total countries other than Colombia	7,994,948	6,663,299
Total consolidated revenues	27,468,760	23,589,589

Amounts stated in millions of Colombian pesos

La Revenue information is based on the location of the customer.

There is no customer in the Group that generates more than 10% of its revenues.

Non-current assets

Country	September 30, 2023	December 30, 2022
Colombia (country of domicile of EPM)	41,639,693	37,982,084
Chile	3,529,667	3,542,859
Panamá	2,921,929	3,260,907
Guatemala	3,167,114	3,448,649
El Salvador	462,525	498,764
México	12,499	17,751
Total countries other than Colombia	10,093,734	10,768,930
Total non-current assets	51,733,427	48,751,014

Amounts stated in millions of Colombian pesos

For these purposes, non-current assets include property, plant and equipment, intangible assets and investment properties including assets for the acquisition of subsidiaries and goodwill.

Note 27. Events after the reporting period

On October 4, the Board of Directors of EPM approved a capitalization at UNE EPM Telecomunicaciones S.A. for up to COP 300,000. On October 18, the General Meeting of Shareholders of said company and its respective Board of Directors approved the issuance of 1,583,444 common shares at a unit price of COP 0.37892 per share, for a total issuance of COP 599,999, of which EPM subscribed 50% of the shares for a total of COP 299,999. Pursuant to the share issuance rules, EPM made the first payment for 50% on October 19. The second payment must be made before December 31, 2023. EPM will have a put option that, if exercised, would force Millicom to purchase all the shares held by EPM in Tigo-UNE, which would allow EPM to recover the resources invested in this capitalization.

On October 9 the wind power park at Jepirachi was decommissioned, in compliance with CREG resolutions 060 of 2019 and 136 of 2020, upon completion of its useful life. This was a pioneering project for electricity generation using renewable non-conventional energy sources in Colombia. It will be gradually and finally dismantled, in compliance with all environmental and social commitments.

Following a public bidding process, on October 11, 2023 EPM awarded the project to the CYS Consortium (Comprised of: Yellow River CO., LTD Sucursal Colombia and Schrader Camargo S.A.S.), the construction of final civil works for commissioning of generation units 5 through 8 of the Ituango hydroelectric power plant. The contract was awarded for approximately COP 1,075 billion pesos and will have a completion period of 1,125 calendar days.

Generation units 3 and 4 of the Ituango power plant began operations on October 28 and 31, 2023, respectively, which adds 600 MW to the National Interconnected System, which will have an estimated effect on net revenues from the commercial operation of COP 482,465 million by the end of 2023. After the date of presentation of the consolidated financial statements and before the date of authorization for their publication, there were no other relevant events that imply adjustments to the amount stated.

After the date of presentation of the consolidated financial statements and before the date of authorization for their publication, there were no other relevant events that imply adjustments to the amount stated.