



epm[®]

3Q2024 Report

December 5, 2024





Agenda

1. Relevant events of the quarter and subsequent
2. ESG Performance
3. Update on Hidroituango Power Plant
4. Hidrology and Reservoirs Levels
5. Energy Market
6. Financial results as of September 2024

1. Relevant events of the quarter and subsequent



Subsidiaries

- **Afinia:** On August 27, EPM (as buyer) and its subsidiary CaribeMar de la Costa S.A.S. E.S.P. (as seller) signed today a contract for the sale and use of electrical assets for \$221,908 million. This is the first of several contracts of the same scheme for electrical assets and real estate, which could reach up to \$755,000 million.
- **Emvarias:** Investments and adaptations continue in the La Pradera landfill, through the works to contain waste in the Vaso Altair, the temporary use of the Vaso la Música and the start of construction of the Vaso la Piñuela in the second quarter of 2024 , where its start of operation is expected in July 2025.

Indebtedness

- Between August 26 and 30, EPM signed two long-term internal credit contracts, which allow the organization to meet the needs of the business plan for the year 2024:
 - ITAU bank for two hundred and fifty thousand million pesos (COP 250,000 million), with a payment term of five (5) years and an interest rate based on the IBR indicator.
 - BBVA bank for two hundred thousand million pesos (COP 200,000 million), with a payment term of seven (7) years and an interest rate based on the IBR indicator.



1. Relevant events of the quarter and subsequent



Divestment in Une

On August 30, according to information published by the District of Medellín, the mayor of the city sanctioned Agreement 09 of 2024 (Draft Agreement 012 of 2024), through which EPM is authorized to totally or partially sell the shares of which it is or becomes the owner in UNE EPM Telecomunicaciones S.A. and Inversiones Telco S.A.S.

Milestones achieved at Hidroituango

On September 19, EPM definitively sealed the right diversion tunnel of Hidroituango, a structure that generated the emergency downstream of the dam on May 12, 2018. This milestone represents more security for the communities and the hydroelectric plant.

Additionally, after more than two years of continuous activity, underwater works have concluded, enabling the rehabilitation of the hydraulic conditions of intake tunnels 2, 3, and 4. These structures channel water from the reservoir to the turbines for energy generation in the Powerhouse.



1. Relevant events of the quarter and subsequent

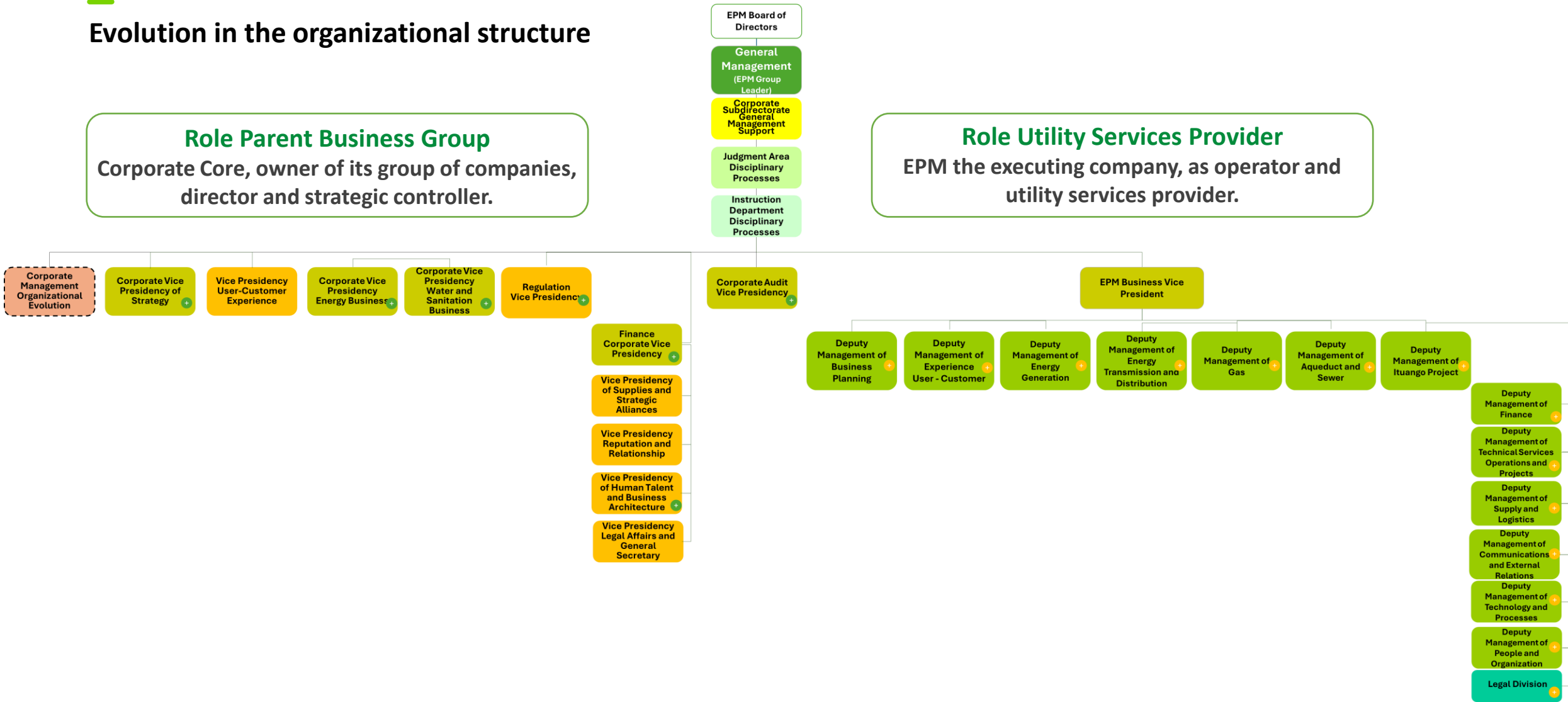
Evolution in the organizational structure

Role Parent Business Group

Corporate Core, owner of its group of companies, director and strategic controller.

Role Utility Services Provider

EPM the executing company, as operator and utility services provider.





2. ESG Performance

Our strategic direction is aligned with the SDGs



EPM and Klik Energy begin an alliance that contributes to the sustainability of the electrical system in the country



This alliance offers a virtual commercial platform to respond to energy demand in Colombia, to contribute to the supply of energy in the country, through a solution that allows large energy consumers (companies with consumption greater than 55,000 KWh) to analyze energy data. their consumption and make decisions to improve their cost efficiency and have a more competitive and environmentally responsible operation.

The first phase of this alliance will begin with strategic companies for the EPM Group, which will reduce consumption by approx. 1.5 GWh daily.



3. Update on Hidroituango

Total Work Progress: 93.19% as of October 2024

First Stage: Units 1 to 4 in commercial operation
1,200 MW of installed capacity



Panoramic view
Dam, spillway



Powerhouse North Zone
Units 1 to 4, 300 MW each



Technical monitoring center
Monitor project stability 24/7

- Gross investment as of Sept. 30, 2024: COP 22.5 billion.
- Net investment as of Sept. 30, 2024: COP 18.3 billion, deducting payments from insurance policies.

Second Stage: Units 5 to 8 under recovery
1,200 MW of installed capacity

Powerhouse: 87.8%
Pending completion: recovery and stabilization of tunnels and caverns in the **South zone**, and assembly of generation units 5 to 8.



Water conduction tunnels: 90.8% Pending completion of the lower and upper conduction tunnels, and pressure tunnels 5 to 8.



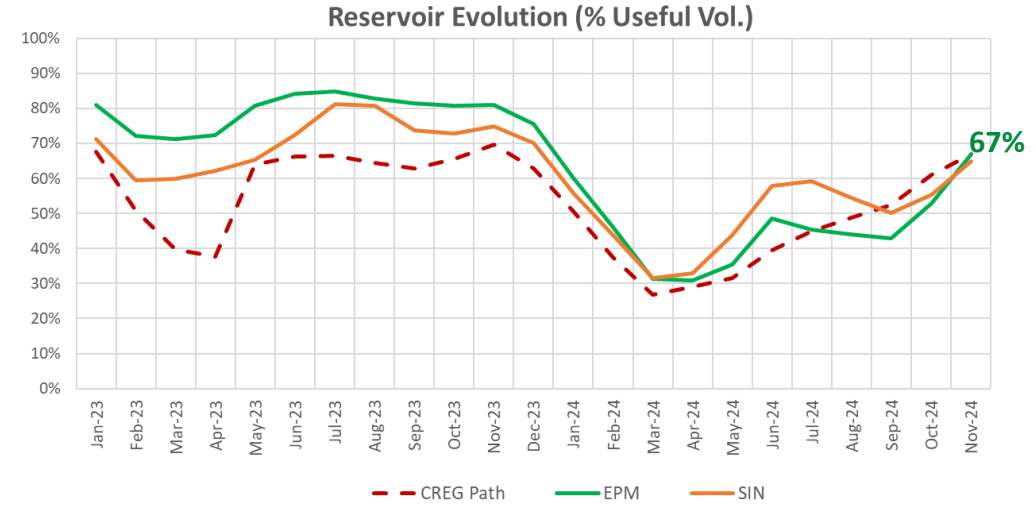
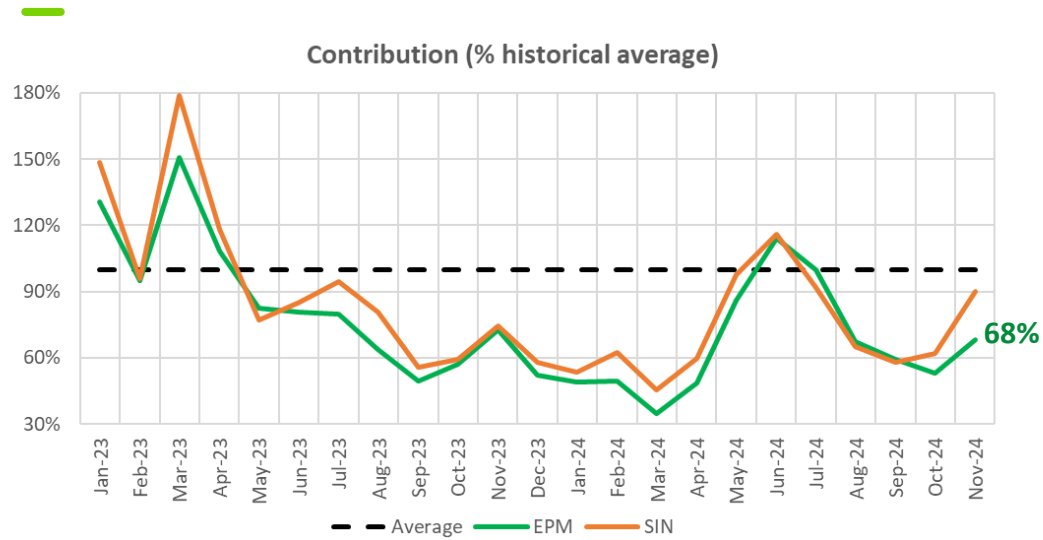
Intermediate Discharge Tunnel: 68.2% Pending completion: gate completion and shielding and concrete coating.

Right Diversion Tunnel: 99.8%
Milestone: final plugging of the RDT on Sept.19, 2024.
Pending completion: bypass closure.

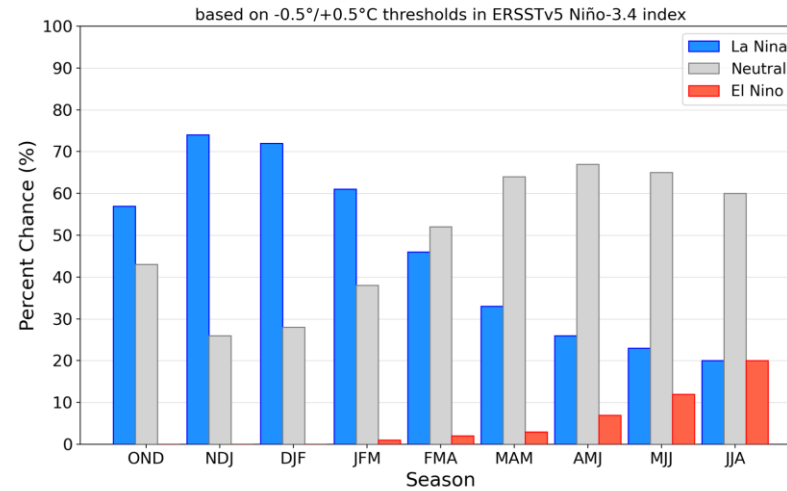




4. Hidrology and Reservoirs Levels



Official NOAA CPC ENSO Probabilities (issued November 2024)

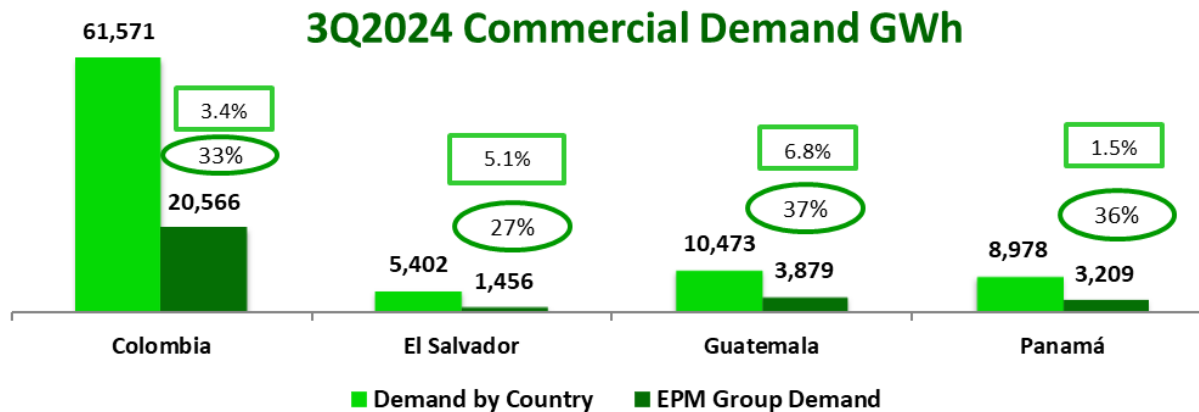


pc.ncep.noaa.gov/products/analysis_monitoring/figure07.gif



5. Energy Market

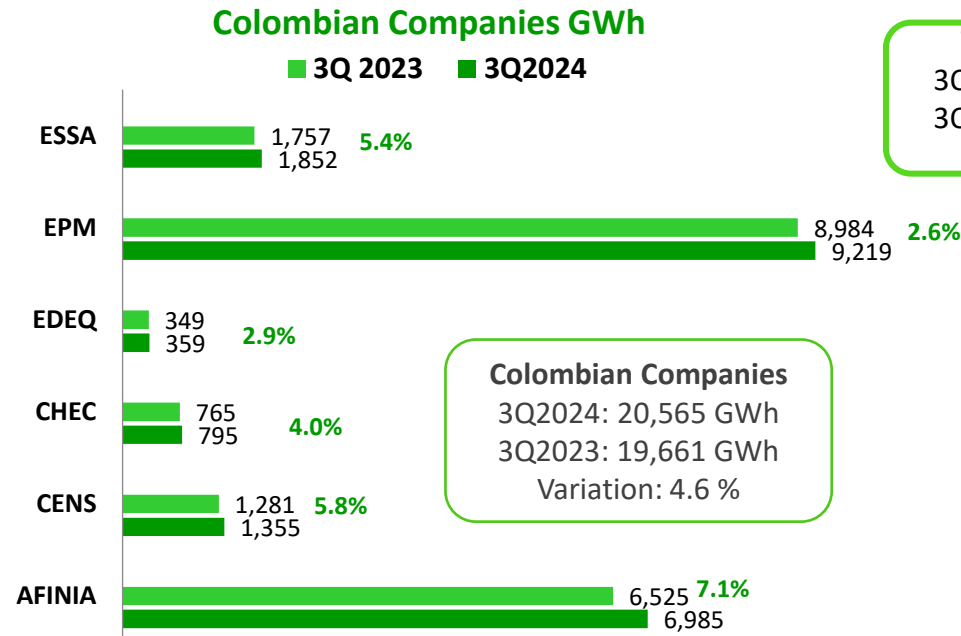
EPM Group Commercial Power Demand



% Country's demand variation 3Q2024 vs 3Q2023

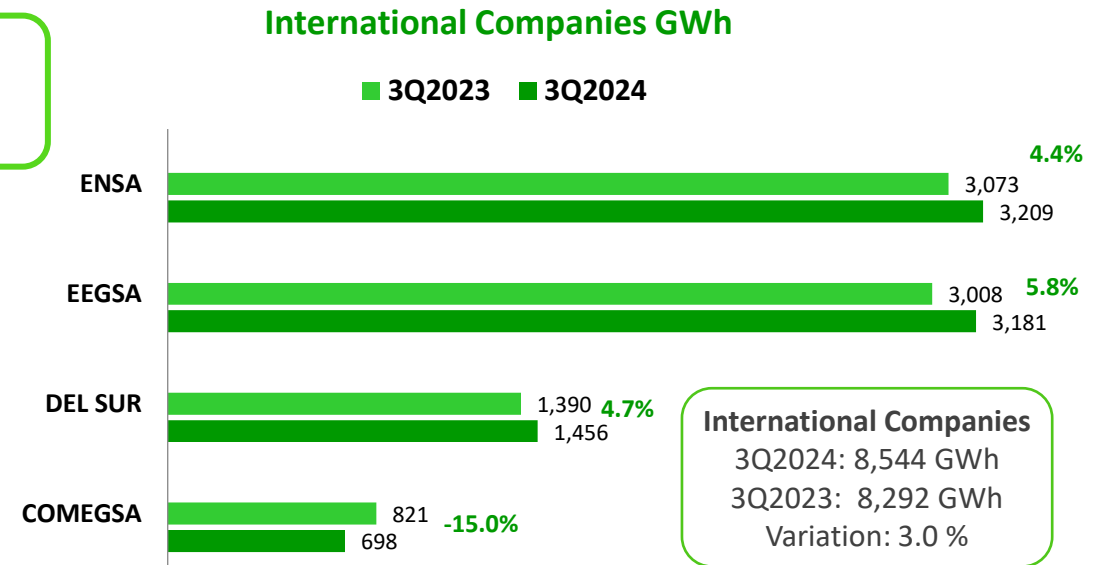
% EPM Group country demand's share.

Note: Commercial demand reported depends on the clients that each Company attends directly, regardless of the distribution network they are connected (regulated plus nonregulated). The Country's demand reported does not consider energy exports.



Total EPM Group
 3Q2024: 29,109 GWh
 3Q2023: 27,953 GWh
 Variation: 4.1 %

Colombian Companies
 3Q2024: 20,565 GWh
 3Q2023: 19,661 GWh
 Variation: 4.6 %



International Companies
 3Q2024: 8,544 GWh
 3Q2023: 8,292 GWh
 Variation: 3.0 %



5. Energy Market

Spot Price USD/MWh and EPM Power Generation (GWh)

Spot Price USD/MWh

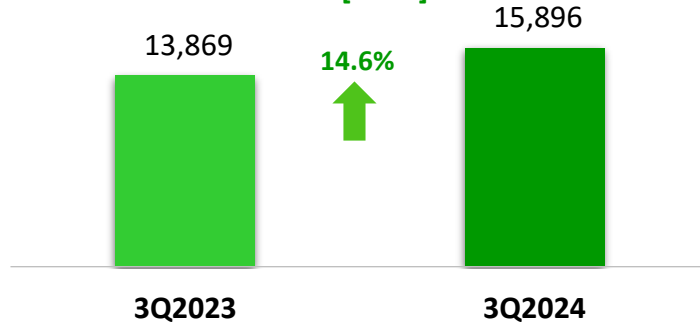
■ 3Q 2023 ■ 3Q2024



During 3Q2024:

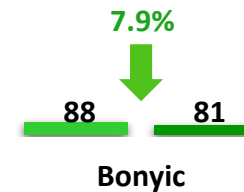
In Colombia, Guatemala and Panama the spot price increased mainly due to the decrease in water supply and greater use of the thermal resource.

EPM Group Power Generation in Colombia [GWh]



International Subs. Power Generation [GWh]

■ 3Q2023 ■ 3Q2024

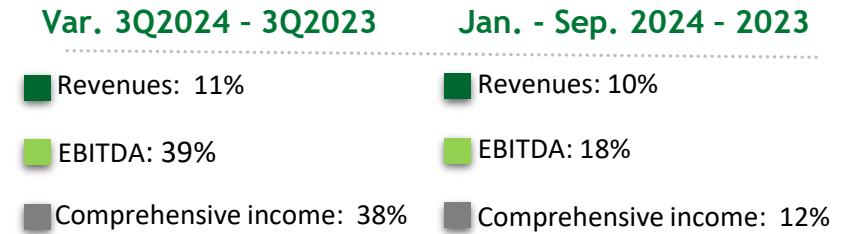
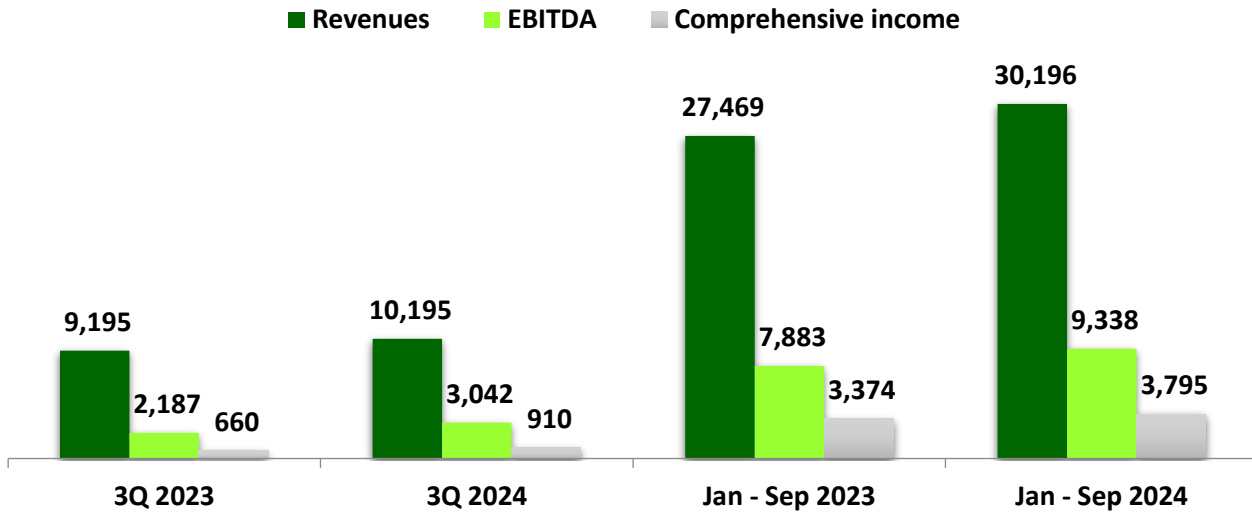




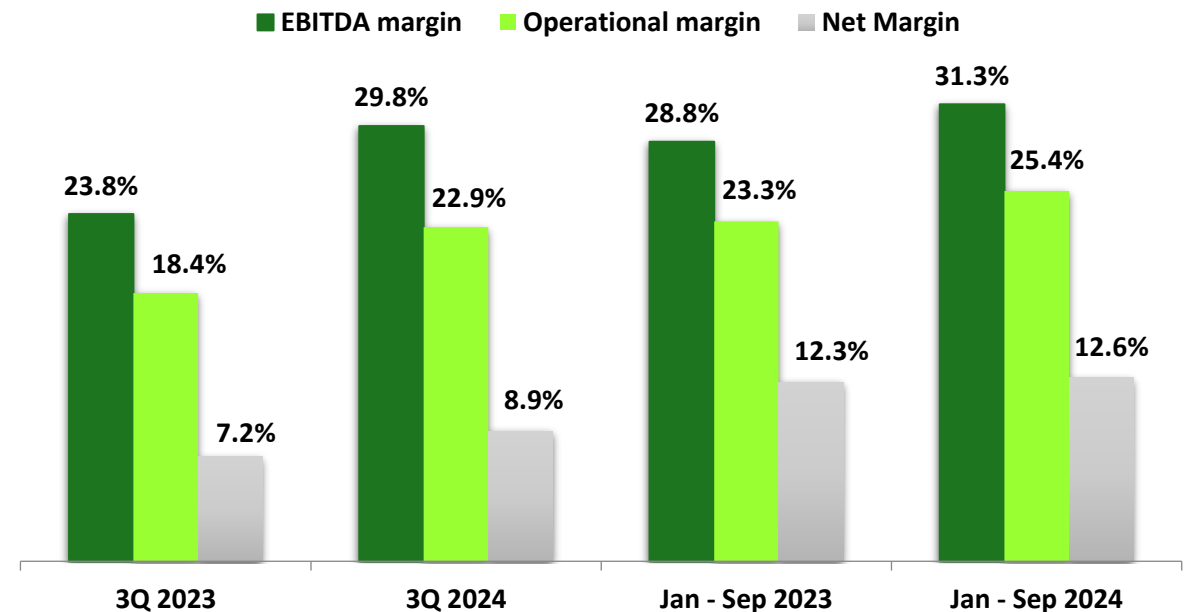
6. Financial Results as of September 30, 2024 (unaudited)

EPM Group Income Statement

Figures in COP thousand million



- **Revenues** increased COP 2,728, 10%, mainly explained by higher revenues in the Energy **Generation** business, due to a higher reliability charge and long-term contracts in EPM parent company, and in the **Distribution** business due to higher units sold.
- **EBITDA** increased COP 1,455, 18% with respect to previous year, standing out the contribution of the **EPM** parent company and the Generation Business, the subsidiaries **ESSA**, **CENS**, and the international **ENSA**.



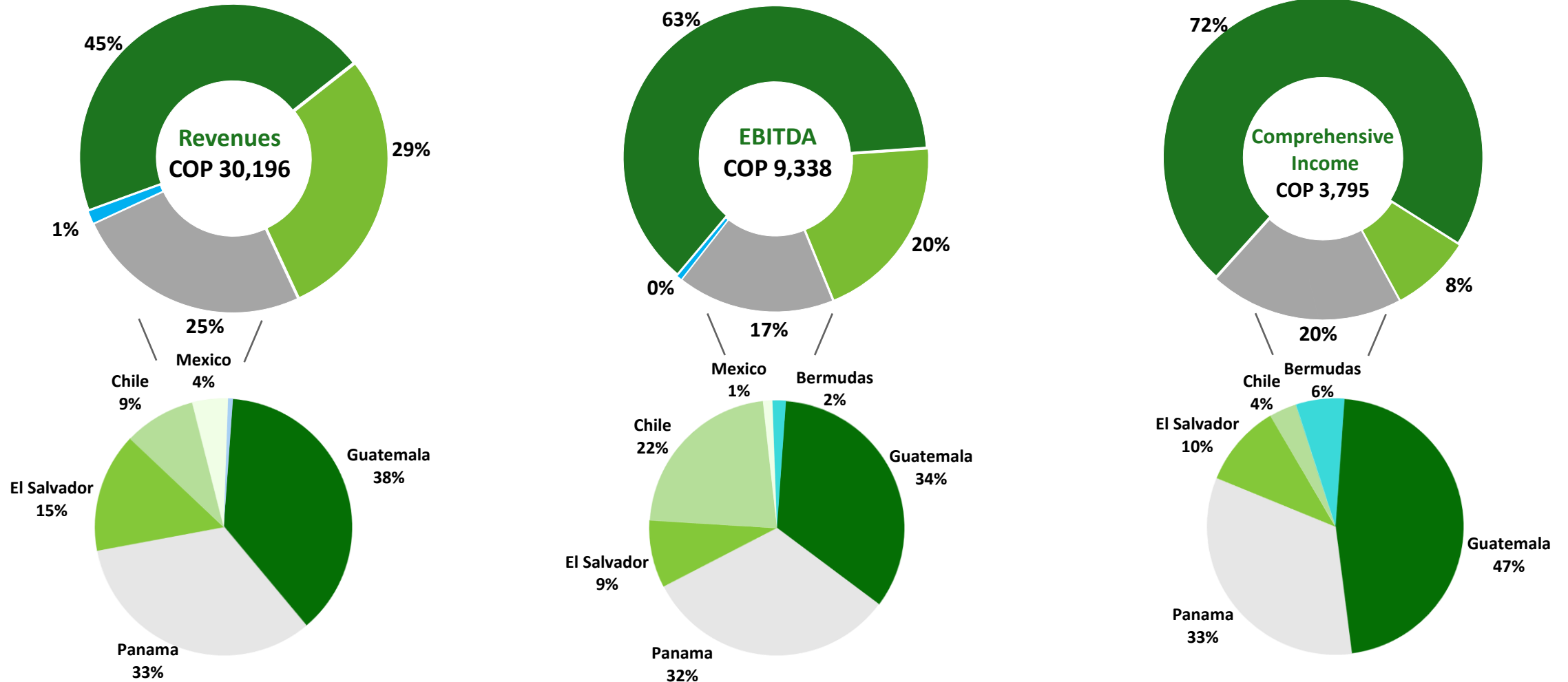


6. Financial Results as of September 30, 2024 (unaudited)

EPM Group by Colombian and International Subsidiaries

Figures in COP thousand million

■ EPM
■ International Subsidiaries
■ Colombian Power Subsidiaries
■ Colombian Water Subsidiaries



The percentages do not include the other segments and eliminations.

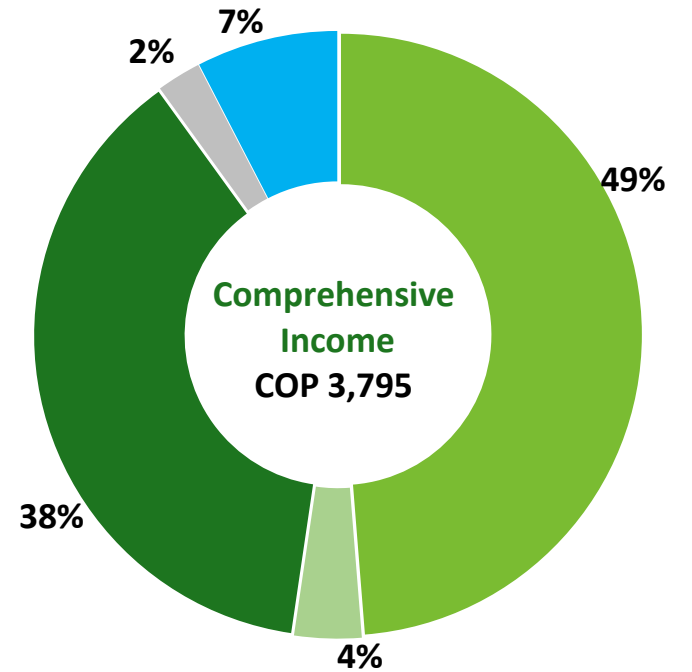
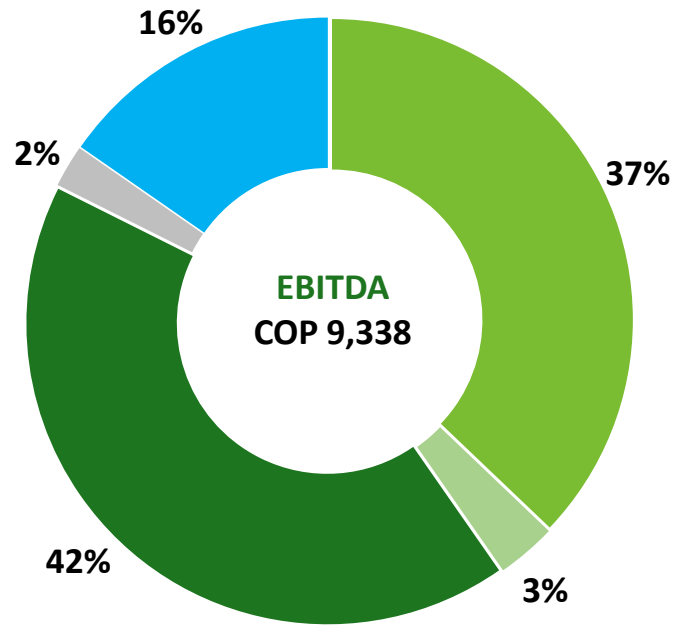
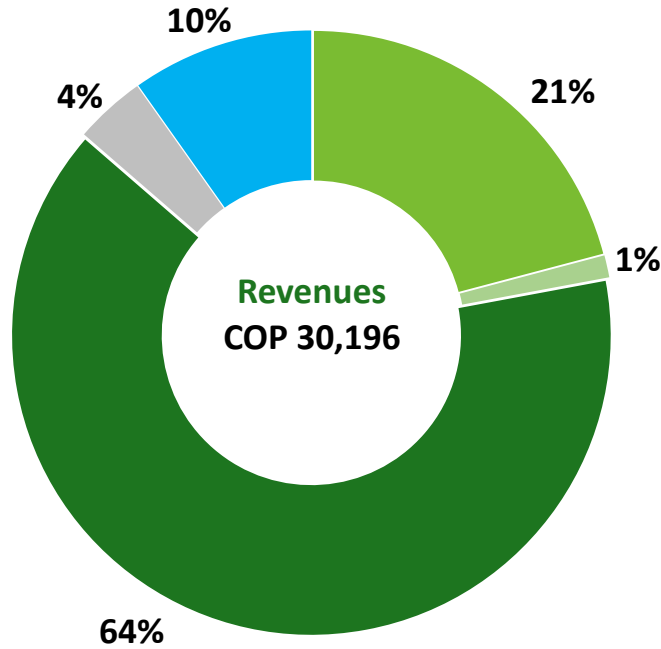
The percentages of the Comprehensive Income do not include the water subsidiaries in Colombia for -\$127 and the international subsidiaries from Mexico for -\$16.

6. Financial Results as of September 30, 2024 (unaudited)



EPM Group by Segments

Figures in COP thousand million



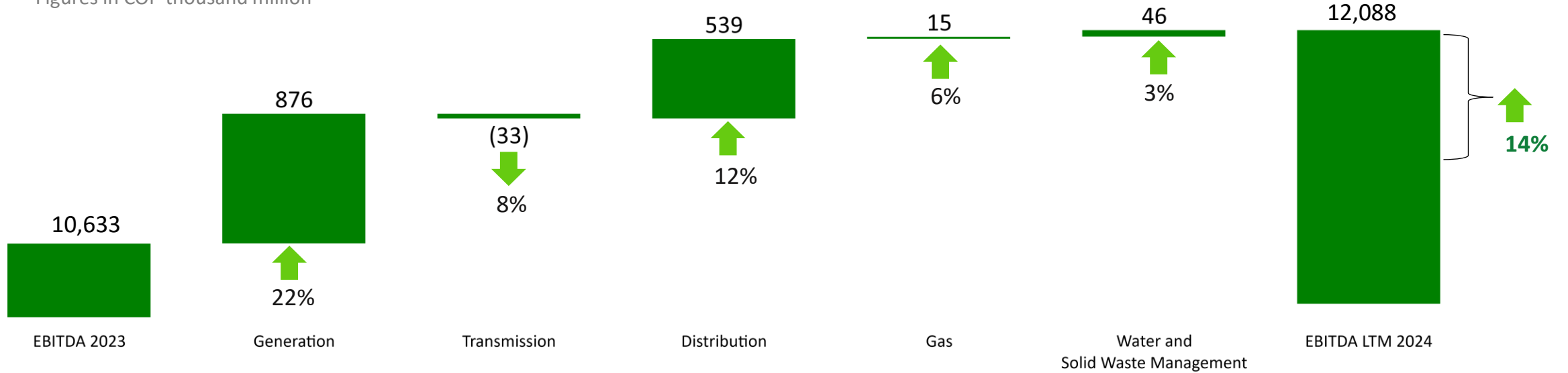
- Power Generation
- Power Distribution
- Water and Solid Waste Management
- Gas
- Power Transmission



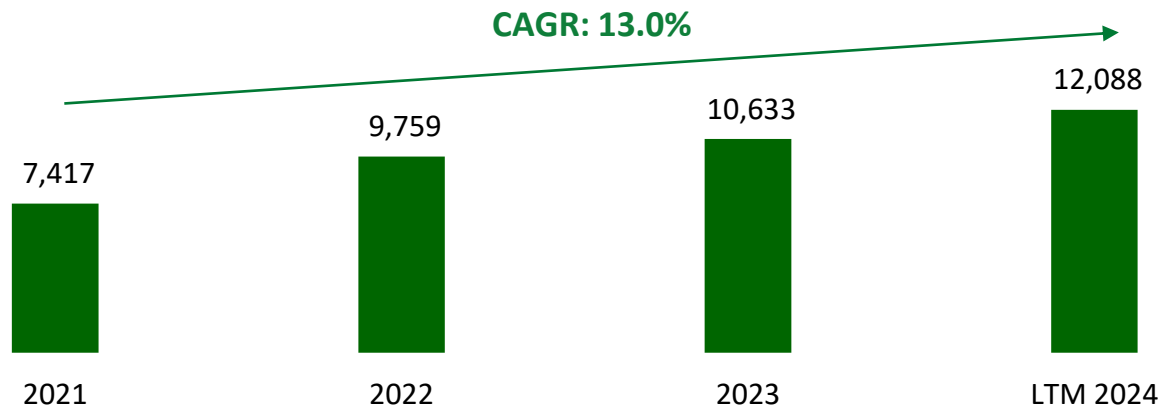
6. Financial Results as of September 30, 2024 (unaudited)

EPM Group EBITDA

Figures in COP thousand million



It does not include the other segments and eliminations.

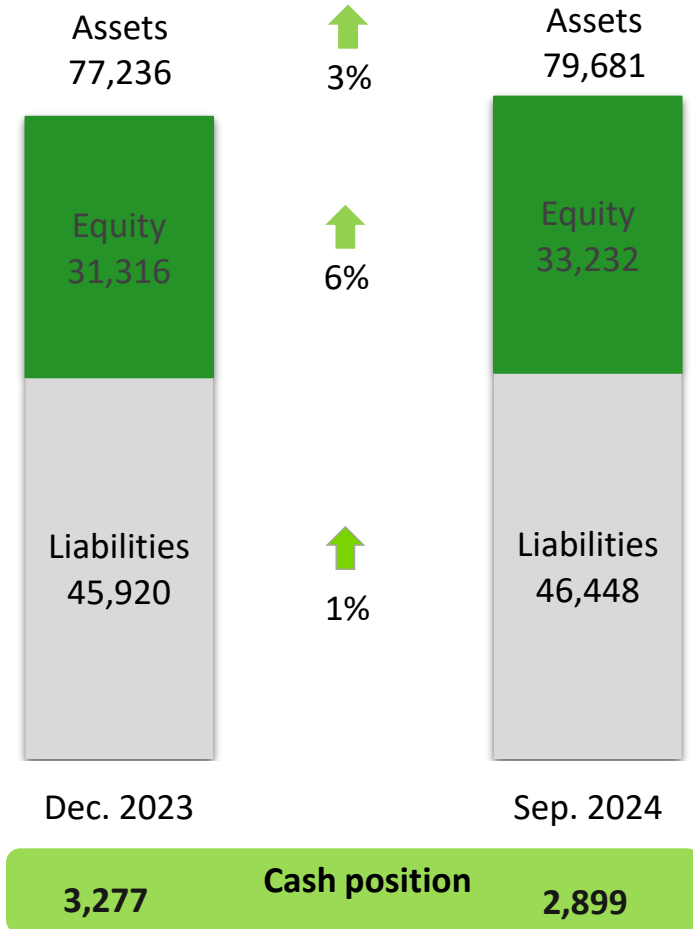




6. Financial Results as of September 30, 2024 (unaudited)

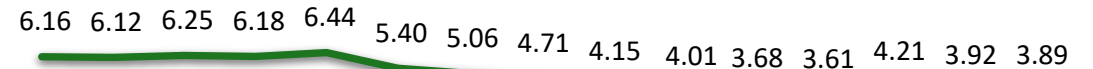
EPM Group Statement of Financial Position

Figures in COP thousand million

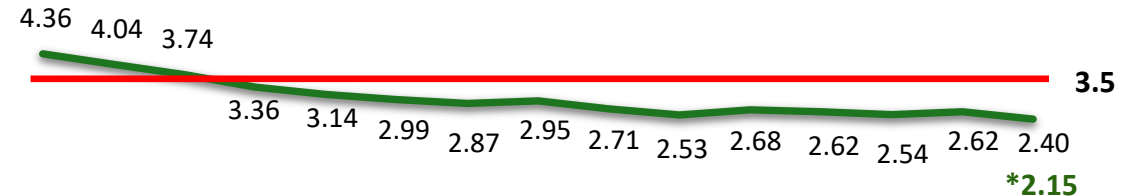


Ratios	2023	2024
Total Debt	58 %	58 %
Financial Debt	39 %	39 %
EBITDA/financial expenses	4.01 X	3.89 X
Long-Term Debt/EBITDA	2.53 X	2.40 X
Net Debt/EBITDA	2.27 X	2.15 X

EBITDA/ Financial expenses



Total Long Term Debt/EBITDA



***2.15**

1Q21 2Q21 3Q21 4Q21 1Q22 2Q22 3Q22 4Q22 1Q23 2Q23 3Q23 4Q23 1Q24 2Q24 3Q24

(*) Net Debt/EBITDA

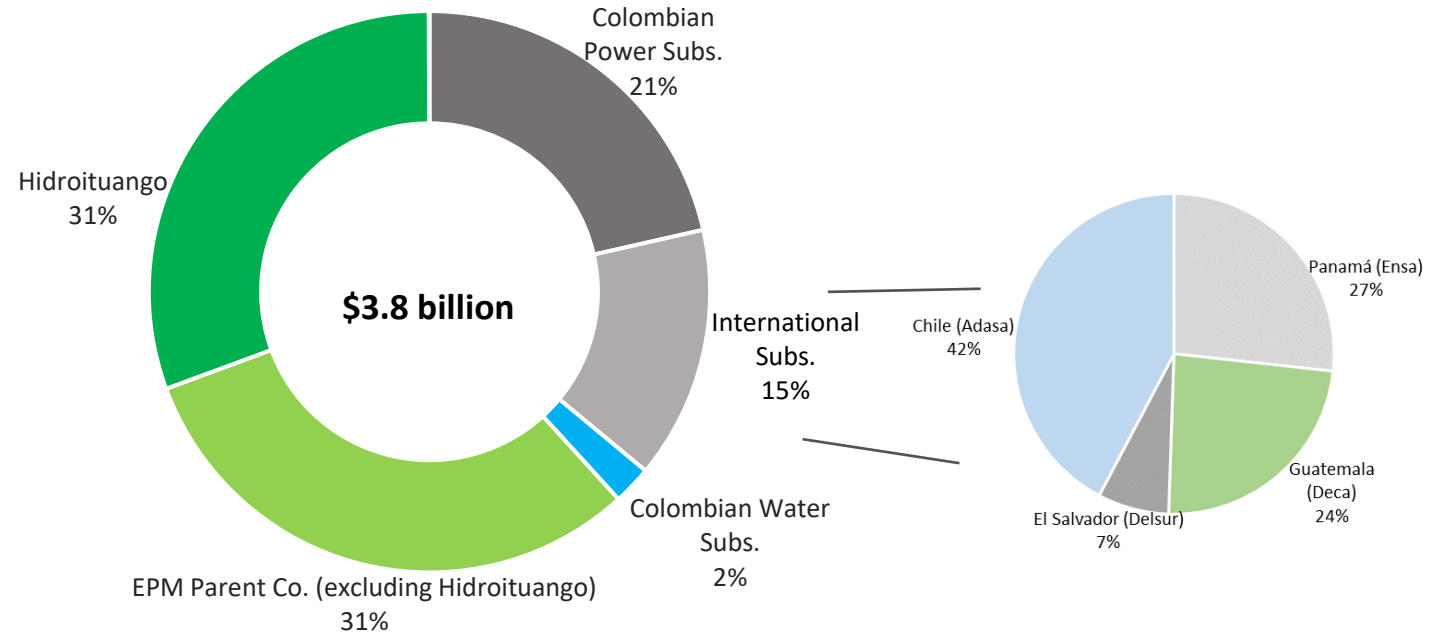


6. Financial Results as of September 30, 2024 (unaudited)

CapEx EPM Group

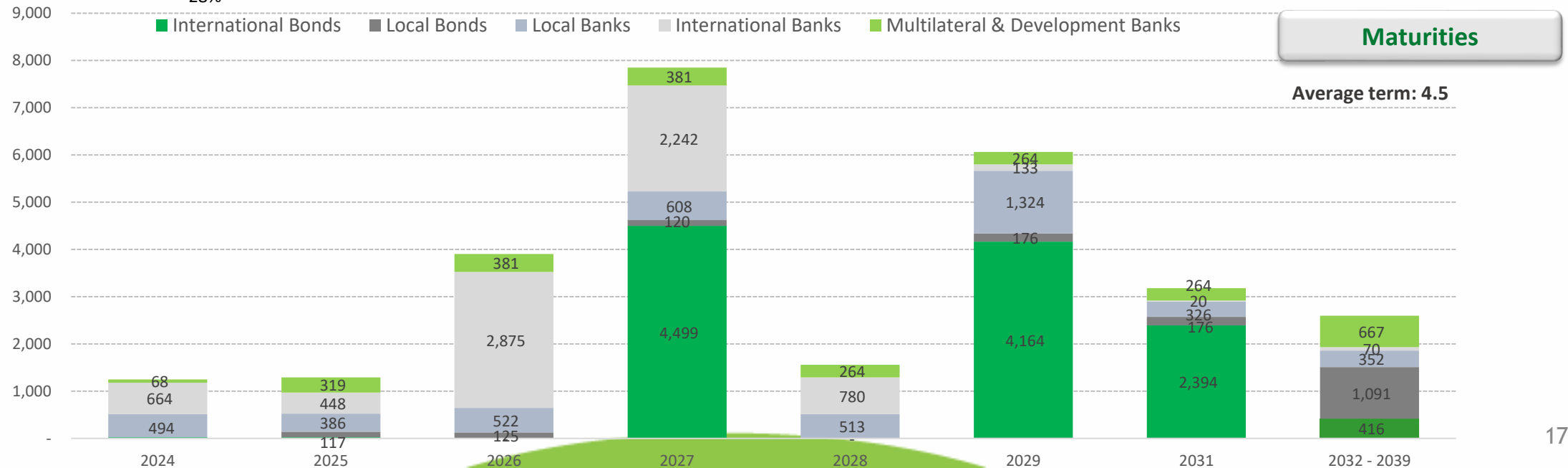
Figures in COP million

Grupo EPM	Jan – Sept. 2024
Hidroituango	1,171,998
EPM Parent Company (excluding Hidroituango)	1,193,538
International subsidiaries	557,764
Colombian Power subsidiaries	822,531
Aguas Claras WWTP	1,458
Colombian Water subsidiaries	85,429
Total	3,832,717



6. Financial Results as of September 30, 2024 (unaudited)

EPM Group Debt Profile



A hand holding a pencil points towards a notepad held by another hand. The notepad has a grid pattern and the text 'Q&A Session' written in green. The background is white with a faint green arc at the bottom.

**Q&A
Session**



Disclaimer

- *Below is a general information presentation about Empresas Públicas de Medellín ESP and its Subsidiaries, as on the date of presentation. The materials herein contained have been summarized and do not intend to be complete.*
- *This presentation contains forward-looking statements which are subject to several risks, uncertainties and circumstances relative to the operations and business environments of EPM. These factors could cause actual results to materially differ from any future result, expressed or implied, in such forward-looking statements. Accordingly, EPM cannot guarantee any results or future events. EPM expressly states that it will be under no obligation to update the forward-looking statements, or any other information herein contained.*
- *This presentation does not constitute any offer or invitation to offer, or a recommendation to enter into any transaction, agreement or contract with EPM. This presentation is for debate only and shall be referred to considering only the verbal information supplied by EPM, otherwise it would be incomplete. Neither this nor any of its contents may be used for any other purpose without the prior written consent of EPM.*
- *Only for information matters and reader's convenience, figures in COP were translated in this presentation into their USD equivalent using the exchange rate of COP/USD \$ 4,164.21 as of September 30, 2024, issued by the Colombian Financial Superintendence. Such translations do not agree with US GAAP and have not been audited. Also, they shall not be interpreted as representation of the amounts in Colombian Pesos, which could be translated into US Dollars at this or at any other rate.*

Thank you

Investorelations@epm.com.co

<https://www.epm.com.co/investors.html>

epm[®]

