



# **Empresas Públicas de Medellín E.S.P. and Subsidiaries**

**Condensed Consolidated Interim Financial Statements  
Under Colombian Generally Accepted  
Accounting Principles (NCIF)  
September 30, 2024, and 2023 and December 31, 2023**

**CONDENSED CONSOLIDATED STATEMENT OF FINANCIAL POSITION**

As of September 30, 2024 and December 31, 2023

Figures expressed in millions of Colombian pesos

	Notes	September 30, 2024	December 31, 2023
<b>Assets</b>			
<b>Non-Current Assets</b>			
Property, plant and equipment, net	7	49,269,621	46,604,510
Investment property		195,979	194,610
Goodwill		3,014,102	2,977,065
Other intangible assets		3,256,409	2,994,207
Right-of-use assets		849,258	829,895
Investments in associates	9	998,409	1,056,124
Investments in joint ventures		16,706	17,739
Deferred tax asset		1,755,814	1,519,458
Trade and other receivables	10	2,597,422	3,061,104
Other financial assets	11	2,640,475	2,341,311
Other assets		386,023	360,309
Cash and cash equivalents (restricted)	12	44,410	59,346
<b>Non-Current Assets</b>		<b>65,024,628</b>	<b>62,015,678</b>
<b>Current assets</b>			
Inventories		873,825	760,329
Trade and other receivables	10	8,566,733	8,463,392
Current tax assets		557,342	894,782
Other financial assets	11	604,014	517,297
Other assets		1,093,054	1,202,032
Cash and cash equivalents (restricted)	12	2,689,954	3,244,472
<b>Total current assets</b>		<b>14,384,922</b>	<b>15,082,304</b>
<b>Total assets</b>		<b>79,409,550</b>	<b>77,097,982</b>
Debit balances of deferred regulatory accounts		270,969	137,883
<b>Total assets and debit balances of deferred regulatory accounts</b>		<b>79,680,519</b>	<b>77,235,865</b>
<b>Liabilities and Equity</b>			
<b>Equity</b>			
Issued capital		67	67
Treasury shares		-	(52)
Reserves		2,417,341	2,341,067
Accumulated other comprehensive income		3,079,622	2,720,926
Retained earnings		22,459,664	21,486,694
Net profit for the period		3,470,786	3,249,354
Other components of equity		85,286	84,698
<b>Equity attributable to owners of the Company</b>		<b>31,512,766</b>	<b>29,882,754</b>
Non-controlling interests		1,719,464	1,433,580
<b>Total equity</b>		<b>33,232,230</b>	<b>31,316,334</b>

EMPRESAS PÚBLICAS DE MEDELLÍN E.S.P. AND SUBSIDIARIES  
**CONDENSED CONSOLIDATED STATEMENT OF FINANCIAL POSITION**




As of September 30, 2024 and December 31, 2023

Figures expressed in millions of Colombian pesos

	Notes	September 30, 2024	December 31, 2023
<b>Liabilities</b>			
<b>Non-current liabilities</b>			
Loans and borrowings	13	26,794,095	23,129,694
Creditors and others accounts payable		603,897	592,334
Other financial liabilities		1,044,056	1,816,172
Employee benefits		1,018,525	923,520
Income tax payable		33,351	33,351
Deferred tax liabilities		2,611,797	2,572,738
Provisions	14	2,588,678	2,195,931
Other liabilities		472,096	562,122
<b>Total non-current liabilities</b>		<b>35,166,495</b>	<b>31,825,862</b>
<b>Current liabilities</b>			
Loans and borrowings	13	2,649,989	4,747,246
Creditors and others accounts payable		4,660,319	5,072,999
Other financial liabilities		1,014,340	747,974
Employee benefits		466,457	437,502
Income tax payable		472,327	368,646
Taxes contributions and rates payable		432,388	513,435
Provisions	14	452,880	458,399
Other liabilities		1,051,803	1,706,103
<b>Total current liabilities</b>		<b>11,200,503</b>	<b>14,052,304</b>
<b>Total liabilities</b>		<b>46,366,998</b>	<b>45,878,166</b>
<b>Deferred tax liabilities related to balances of deferred regulatory accounts</b>		<b>81,291</b>	<b>41,365</b>
<b>Total liabilities and credit balances of deferred regulatory accounts</b>		<b>46,448,289</b>	<b>45,919,531</b>
<b>Total liabilities and equity</b>		<b>79,680,519</b>	<b>77,235,865</b>

The accompanying notes are an integral part of the Condensed Consolidated Financial Statements

  
 John Alberto Maya Salazar  
 General Manager

  
 Diana Rúa Jaramillo  
 Executive Vice-President  
 Finance and Investments

  
 John Jaime Rodríguez Sosa  
 Director of Accounting and Costs  
 Professional Card N° 144842-T

**EMPRESAS PÚBLICAS DE MEDELLÍN E.S.P. AND SUBSIDIARIES**  
**CONDENSED CONSOLIDATED STATEMENT OF PROFIT OR LOSS AND OTHER COMPREHENSIVE INCOME**


For the nine-month periods between January 1 and September 30, 2024 and 2023 and the three-month periods ended September 30, 2024 and 2023


Figures expressed in millions of Colombian pesos

	Notes	September 30, 2024	September 30, 2023	For the three months ended September 30 2024	For the three months ended September 30 2023
Rendering of services	15	29,352,858	26,994,518	9,699,634	9,058,046
Sale of goods	15	54,362	51,934	18,411	19,159
Leases	15	89,450	127,310	31,538	50,649
<b>Ordinary activities revenue</b>		<b>29,496,670</b>	<b>27,173,762</b>	<b>9,749,583</b>	<b>9,127,854</b>
Other income	16	698,137	291,364	445,148	66,285
Income from sale of assets		1,677	3,634	215	637
<b>Total revenue</b>		<b>30,196,484</b>	<b>27,468,760</b>	<b>10,194,946</b>	<b>9,194,776</b>
Costs of services rendered	17	(19,632,639)	(18,131,241)	(6,795,856)	(6,339,057)
Administrative expenses	18	(1,917,333)	(1,826,234)	(660,535)	(625,418)
Net impairment loss on accounts receivable		(884,968)	(1,027,135)	(351,157)	(511,687)
Other expenses	19	(99,047)	(83,920)	(52,776)	(27,968)
Finance income	20.1	632,566	513,448	181,943	104,573
Finance expenses	20.2	(2,891,925)	(2,328,558)	(876,159)	(773,784)
Net foreign exchange difference	21	(100,897)	130,940	87,699	(118,572)
Share of results of equity investments		(57,370)	(261,169)	(27,142)	(109,277)
Gain on equity investments		116,913	178,137	-	-
<b>Profit for the period before taxes</b>		<b>5,361,784</b>	<b>4,633,028</b>	<b>1,700,963</b>	<b>793,586</b>
Income tax	22	(1,642,544)	(1,262,314)	(784,830)	(105,819)
<b>Profit for the period after taxes</b>		<b>3,719,240</b>	<b>3,370,714</b>	<b>916,133</b>	<b>687,767</b>
Net movement in balances of net regulatory accounts related to the result of the period		111,349	3,638	(9,158)	(39,969)
Net movement in deferred tax related to deferred regulatory accounts related to the results of the period		(35,510)	53	2,748	11,707
<b>Profit for the period and net movement in deferred tax related to deferred regulatory accounts</b>		<b>3,795,079</b>	<b>3,374,405</b>	<b>909,723</b>	<b>659,505</b>
<b>Other comprehensive income</b>					
<b>Items that will not be reclassified to profit or loss:</b>					
Remeasurement of defined benefit plans		7,764	7,858	8,816	(8,239)
Equity investments measured at fair value through equity		156,399	(595,164)	(109,423)	(193,499)
Income tax related to components that will not be reclassified		(34,404)	310	(34,277)	1
		<b>129,759</b>	<b>(586,996)</b>	<b>(134,884)</b>	<b>(201,737)</b>
<b>Items that will be reclassified subsequently to profit or loss:</b>					
<b>Cash flow hedges:</b>		<b>(72,779)</b>	<b>190,567</b>	<b>230,663</b>	<b>181,341</b>
Reclassified to profit or loss for the period		58,564	(1,591,202)	84,310	(276,667)
Reclassification Adjustment		(131,344)	1,781,769	146,352	458,008
Exchange differences on translation of foreign operations		367,389	(901,211)	92,262	(363,837)
Hedges of net investments in foreign operations		(87,691)	200,363	(69,520)	91,387
Income tax related to the components that may be reclassified		25,106	235	25,052	11
		<b>232,025</b>	<b>(510,046)</b>	<b>278,457</b>	<b>(91,098)</b>
<b>Other comprehensive income for the period, net of taxes</b>		<b>361,784</b>	<b>(1,097,042)</b>	<b>143,573</b>	<b>(292,835)</b>
<b>Total comprehensive income for the period</b>		<b>4,156,863</b>	<b>2,277,363</b>	<b>1,053,296</b>	<b>366,670</b>
<b>Result for the period attributable to:</b>					
Owners of the company		3,470,786	3,137,668	801,776	598,836
Non-controlling interest		324,293	236,737	107,947	60,669
		<b>3,795,079</b>	<b>3,374,405</b>	<b>909,723</b>	<b>659,505</b>
<b>Total comprehensive income attributable to:</b>					
Owners of the company		3,829,486	2,036,691	942,062	303,843
Non-controlling interest		327,377	240,672	111,234	62,827
		<b>4,156,863</b>	<b>2,277,363</b>	<b>1,053,296</b>	<b>366,670</b>

The accompanying notes are an integral part of the Condensed Consolidated Financial Statements.

  
John Alberto Maya Salazar  
General Manager

  
Diana Rúa Jaramillo  
Executive Vice-President  
Finance and Investments

  
John Jaime Rodríguez Sosa  
Director of Accounting and Costs  
Professional Card N° 144842-T

EMPRESAS PÚBLICAS DE MEDELLÍN E.S.P. AND SUBSIDIARIES  
CONDENSED CONSOLIDATED STATEMENTS OF CHANGES IN EQUITY


For the periods between January 1 and September 30, 2024 and 2023  
Figures expressed in millions of Colombian pesos




	Other comprehensive income												Attributable to Owners of the Company	Non-controlling interests	Total
	Issued capital	Treasury shares	Reserves	Retained earnings	Other equity components	Equity investments	Defined benefit plans	Cash flow hedges	Hedges of net investments in foreign operations	Exchange differences on translation of foreign operations	Reclassification of properties, plant and equipment to investment property	Accumulated participation in other comprehensive income of associates and joint ventures business			
<b>Balance at January 1, 2023</b>	<b>67</b>	<b>(52)</b>	<b>2,518,114</b>	<b>23,057,789</b>	<b>78,565</b>	<b>2,630,257</b>	<b>64,534</b>	<b>(650,027)</b>	<b>(277,654)</b>	<b>1,969,017</b>	<b>12,332</b>	<b>17,422</b>	<b>29,420,364</b>	<b>1,566,502</b>	<b>30,986,866</b>
Net income of the period	-	-	-	3,137,668	-	-	-	-	-	-	-	-	3,137,668	236,737	3,374,405
Other comprehensive income of the period, net of income tax	-	-	-	-	-	(595,160)	7,191	190,801	200,363	(904,172)	-	-	(1,100,977)	3,935	(1,097,042)
<b>Comprehensive income for the period</b>	<b>-</b>	<b>-</b>	<b>-</b>	<b>3,137,668</b>	<b>-</b>	<b>(595,160)</b>	<b>7,191</b>	<b>190,801</b>	<b>200,363</b>	<b>(904,172)</b>	<b>-</b>	<b>-</b>	<b>2,036,691</b>	<b>240,672</b>	<b>2,277,363</b>
Surpluses or dividends decreed	-	-	-	(1,669,776)	-	-	-	-	-	-	-	-	(1,669,776)	(131,103)	(1,800,879)
Movement of reserves	-	-	(207,347)	207,347	-	-	-	-	-	-	-	-	-	-	-
Purchases and sales to non-controlling interests	-	-	-	(11)	-	-	-	-	-	-	-	-	(11)	11	-
Equity method on variations in equity	-	-	-	-	3,147	-	-	-	-	-	-	-	3,147	-	3,147
Other movement of the period	-	-	1	67	-	16	-	(95,264)	95,264	-	-	-	84	(178,316)	(178,232)
<b>Balance at September, 30 2023</b>	<b>67</b>	<b>(52)</b>	<b>2,310,768</b>	<b>24,733,084</b>	<b>81,712</b>	<b>2,035,113</b>	<b>71,725</b>	<b>(554,490)</b>	<b>17,973</b>	<b>1,064,845</b>	<b>12,332</b>	<b>17,422</b>	<b>29,790,499</b>	<b>1,497,766</b>	<b>31,288,265</b>
<b>Balance at January 1, 2024</b>	<b>67</b>	<b>(52)</b>	<b>2,341,067</b>	<b>24,736,048</b>	<b>84,698</b>	<b>2,200,229</b>	<b>(69,892)</b>	<b>(451,946)</b>	<b>4,034</b>	<b>841,474</b>	<b>12,332</b>	<b>184,695</b>	<b>29,882,754</b>	<b>1,433,580</b>	<b>31,316,334</b>
Changes in accounting policies	-	-	-	(129,288)	-	-	-	-	-	-	-	-	(129,288)	(3,331)	(132,619)
Net income of the period	-	-	-	3,470,786	-	-	-	-	-	-	-	-	3,470,786	324,293	3,795,079
Other comprehensive income of the period, net of income tax	-	-	-	-	-	121,967	7,756	(47,673)	(87,692)	364,342	-	-	358,700	3,084	361,784
<b>Comprehensive income for the period</b>	<b>-</b>	<b>-</b>	<b>-</b>	<b>3,470,786</b>	<b>-</b>	<b>121,967</b>	<b>7,756</b>	<b>(47,673)</b>	<b>(87,692)</b>	<b>364,342</b>	<b>-</b>	<b>-</b>	<b>3,829,486</b>	<b>327,377</b>	<b>4,156,863</b>
Repurchase of shares	-	52	-	-	(55)	-	-	-	-	-	-	-	(3)	(81)	(84)
Surpluses or dividends decreed	-	-	-	(2,070,905)	-	-	-	-	-	-	-	-	(2,070,905)	(130,435)	(2,201,340)
Movement of reserves	-	-	76,261	(76,261)	-	-	-	-	-	-	-	-	-	-	-
Purchases and sales to non-controlling interests	-	-	13	(2)	(5)	-	(4)	-	-	-	-	-	2	(29)	(27)
Equity method on variations in equity	-	-	-	-	648	-	-	-	-	-	-	-	648	-	648
Other movement of the period	-	-	-	72	-	-	-	-	-	-	-	-	72	92,383	92,455
<b>Balance at June 30, 2024</b>	<b>67</b>	<b>-</b>	<b>2,417,341</b>	<b>25,930,450</b>	<b>85,286</b>	<b>2,322,196</b>	<b>(62,140)</b>	<b>(499,619)</b>	<b>(83,658)</b>	<b>1,205,816</b>	<b>12,332</b>	<b>184,695</b>	<b>31,512,766</b>	<b>1,719,464</b>	<b>33,232,230</b>

The accompanying notes are an integral part of the Condensed Consolidated Financial Statements.

  
John Alberto Maya Salazar  
General Manager

  
Diana Rúa Jaramillo  
Executive Vice-President  
Finance and Investments

  
John Jaime Rodríguez Sosa  
Director of Accounting and Costs  
Professional Card N° 144842-T

EMPRESAS PÚBLICAS DE MEDELLÍN E.S.P. AND SUBSIDIARIES  
**CONDENSED CONSOLIDATED STATEMENTS OF CASH FLOWS**


For the periods between January 1 and September 30, 2024 and 2023  
 Figures expressed in millions of Colombian pesos




Notes	September 30, 2024	September 30, 2023
<b>Cash flows from operating activities:</b>		
<b>Profit for the period</b>	<b>3,795,079</b>	<b>3,374,405</b>
<b>Adjustments to reconcile the net profit for the year to the net cash flows used in operating activities:</b>		
Depreciation and amortization of property, plant and equipment, right-of-use assets and intangible assets	17 and 18 1,437,811	1,386,380
Impairment of property, plant and equipment, right-of-use assets and intangibles assets	17 484,391	227
Impairment loss on accounts receivable	10 884,968	1,027,135
Reversal loss of impairment of property, plant and equipment value, right-of-use assets and intangible assets	16 (3)	-
Write-down of inventories, net	19 3,597	867
Result due to exchange difference	21 100,897	(130,939)
Result due to valuation of investment property	19 -	61
Result for valuation of financial instruments and hedge accounting	20.1 and 20.2 (56,477)	(167,565)
Result of compensation for activities associated with investment flow	-	(383)
Provisions, post-employment and long-term defined benefit plans	149,008	164,047
Provisions for tax, insurance and reinsurance obligations and financial updating	19 and 20.2 179,233	86,454
Applied Government subventions	16 (89,952)	(89,982)
Deferred income tax	22 (195,837)	12,379
Current income tax	22 1,838,381	1,249,935
Results by equity method in associates and joint ventures	9 57,370	261,169
Interest and yield income	20.1 (254,503)	(243,830)
Interest and commission expenses	20.2 2,402,529	2,141,830
Result due to disposal of properties, plant and equipment, right-of-use assets, intangibles and investment property	16 and 19 (1,334)	(1,791)
Result from withdrawal of property, plant and equipment, right of use assets, intangible assets and investments	16 and 19 31,713	34,082
Result for measuring at fair value retained interest in equity investments	-	86
Non-cash recoveries	16 (377,676)	(46,268)
Result of deferred regulatory accounts	(75,839)	(3,691)
Dividend income from investments	11 (116,913)	(178,222)
	<b>10,196,443</b>	<b>8,876,386</b>
<b>Net changes in operating assets and liabilities:</b>		
Change in inventories	(116,408)	(19,484)
Change in trade and other receivables	157,426	(2,155,174)
Change in other assets	(115,247)	(199,194)
Change in creditors and other accounts payable	(778,554)	213,528
Change in labor obligations	51,606	50,616
Change in provisions	(415,866)	(235,672)
Change in other liabilities	(771,180)	(231,322)
<b>Cash generated from operating activities</b>	<b>8,208,220</b>	<b>6,299,684</b>
Interest paid	(2,326,330)	(2,130,623)
Income tax paid	(1,447,565)	(1,375,525)
Income tax refund	80,986	12,884
<b>Net cash provided by operating activities</b>	<b>4,515,311</b>	<b>2,806,420</b>
<b>Cash flows from investing activities:</b>		
Purchase of property, plant and equipment	7 (3,170,390)	(3,288,100)
Disposal of property, plant and equipment	7 24,088	46,818
Purchase of intangible assets	(301,583)	(364,932)
Disposal of intangible assets	(4,337)	-
Purchase of Investment Property	(13)	(134)
Purchase of investments in financial assets	(288,809)	(442,282)
Disposal of investments in financial assets	627,909	900,965
Interest received	12	592
Other dividends received	76,536	89,109
Other cash flows from investment activities	1,782	6,190
<b>Net cash flow used in investing activities</b>	<b>(3,034,805)</b>	<b>(3,051,774)</b>
<b>Cash from financing activities:</b>		
Repurchase of shares	(84)	-
Obtaining of borrowings and loans	13 4,498,350	3,426,924
Payments of borrowings and loans	13 (4,664,203)	(3,048,473)
Transaction costs due to issuance of debt instruments	13 (13,126)	(14,134)
Payments of liabilities for leasing	(79,007)	(86,563)
Dividends or surpluses paid	6 (1,757,131)	(1,393,467)
Dividends or surplus paid to non-controlling interests	8 (107,090)	(86,658)
Capital subventions	828	150
Payment of pension bonds	(35,647)	(31,642)
Purchase non-controlling interests	(25)	-
Other cash from financing activities	(5,998)	(1,590)
<b>Net cash flows provided / (used in) by financing activities</b>	<b>(2,163,133)</b>	<b>(1,235,453)</b>
<b>Net increase in cash and cash equivalents</b>	<b>(682,627)</b>	<b>(1,480,807)</b>
Effects of variations in exchange rates in the cash and cash equivalents	113,173	370,522
Cash and cash equivalents at beginning of the year	12 3,303,818	4,127,744
<b>Cash and cash equivalents at end of the year</b>	<b>12 2,734,364</b>	<b>3,017,459</b>
Restricted cash	12 298,391	356,957

The accompanying notes are an integral part of the Condensed Consolidated Financial Statements.

  
 John Alberto Maya Salazar  
 General Manager

  
 Diana Rúa Jaramillo  
 Executive Vice-President  
 Finance and Investments

  
 John Jaime Rodríguez Sosa  
 Director of Accounting and Costs  
 Professional Card N° 144842-T

## Content

Note 1.	Reporting entity .....	8
Note 2.	Significant accounting policies .....	8
Note 3.	Seasonality .....	14
Note 4.	Significant accounting judgments, estimates and causes of uncertainty in the preparation of the financial statements. ....	14
Note 5.	Significant transactions carried out and other relevant aspects that occurred during the period. ....	14
Note 6.	Surpluses.....	16
Note 7.	Property, plants and equipment, net.....	16
Note 8.	Investments in subsidiaries.....	22
Note 9.	Investments in associates .....	29
Note 10.	Trade and other receivables .....	31
Note 11.	Other financial assets.....	36
Note 12.	Cash and cash equivalents. ....	39
Note 13.	Loans and borrowings .....	46
Note 14.	Provisions, contingent assets and liabilities.....	59
Note 15.	Income from ordinary activities .....	98
Note 16.	Other income .....	101
Note 17.	Costs of services rendered. ....	102
Note 18.	Administrative expenses.....	104
Note 19.	Other expenses.....	106
Note 20.	Finance Income and Expenses.....	107
Note 21.	Net foreign exchange difference.....	109
Note 22.	Income tax .....	110
Note 23.	Related party disclosures .....	111
Note 24.	Capital management. ....	114
Note 25.	Measuring fair value on a recurring and non-recurring basis .....	114
Note 26.	Operating Segments.....	120
Note 27.	Events occurring after the reporting period. ....	124

## Notes to Unaudited Condensed Consolidated Interim Financial Statement for interim financial information of EPM Group for the periods ended September 30, 2024, 2023 and December 31, 2023

(In millions of Colombian pesos, unless otherwise indicated)

### Note 1. Reporting entity

parent company of a multi-Latin business group made up of 46 companies and 6 structured entities<sup>1</sup>; with presence in the rendering of public utilities in Colombia, Chile, El Salvador, Guatemala, Mexico and Panama.

Empresas Públicas de Medellín ESP (hereinafter EPM), the parent company of the “EPM Group”, is a decentralized entity of the municipal order, created in Colombia through Agreement 58 of August 6, 1955, of the Administrative Council of Medellín, as an autonomous public establishment. It was transformed into an industrial and commercial company of the State of municipal order, by Agreement 069 of December 10, 1997, of the Council of Medellín. Due to its legal nature, EPM is endowed with administrative and financial autonomy and own equity, in accordance with Article 85 of Law 489 of 1998. The capital with which it was established and operates, as well as its equity, is public nature, being its sole owner of the municipality of Medellín. Its main address is at Carrera 58 No. 42-125 in Medellín, Colombia. It does not have an established term of duration.

EPM provides residential public services of aqueduct, sewage, energy, and distribution of fuel gas. It can also provide the residential public services of cleaning, treatment, and use of garbage, as well as the complementary activities of one of these public services.

The Group offers its services through the following segments, whose activities are described in Note 27 Operating Segments: Power Generation and Marketing, Energy Distribution and Commercialization and Electricity Transmission, Natural Gas Distribution and Marketing, Water Supply and Marketing, Wastewater Management and Marketing, Solid Waste Management and Marketing. In addition, the other segment includes participation in the telecommunications business, through the associated company UNE EPM Telecomunicaciones S.A. and its subsidiaries: Edatel S.A. E.S.P, Orbitel Servicios Internacionales S.A.S. - OSI, Cinco Telecom Corporation - CTC and Colombia Móvil S.A. E.S.P and the associated Inversiones Telco S.A.S. and its subsidiary Emtelco S.A.S.; offering voice, data, Internet, professional services, data center, among others.

The Group's condensed consolidated interim financial statements for the period ended September 30, 2024, were authorized by the Board of Directors for publication on November 5, 2024.

### Note 2. Significant accounting policies

#### 2.1 Basis for the preparation of the condensed consolidated interim financial statements

The Group's condensed consolidated interim financial statements are prepared in accordance with the Accounting and Financial Reporting Standards accepted in Colombia (NCIF) and adopted by the General Accounting Office of the Nation through Resolution 037 of 2017, Resolution 056 of 2020, Resolution 035 and 0197 of 2021 and Resolution CGN 267 of 2022 (hereinafter, IFRS adopted in Colombia). These accounting and financial reporting standards are based on the International Financial Reporting Standards (IFRS) issued by the International Accounting Standards Board (IASB), as well as the interpretations issued by the Interpretations Committee (IFRIC). These financial statements are harmonized with the accounting principles generally accepted in Colombia enshrined in the Appendix to Decree 2420 of 2015 and its subsequent amendments.



The condensed consolidated interim financial statements have been prepared in accordance with the International Accounting Standard (IAS) 34: Interim Financial Reporting, as adopted in Colombia, following the same accounting policies used in the preparation of the most recent annual Financial Statements of the Group.

These condensed intermediate consolidated financial statements do not include all the information and disclosures that are normally required for the complete annual financial statements and must be read together with the Group's consolidated financial statements for the year ended on December 31, 2023.

The presentation of the financial statements in accordance with the IFRS adopted in Colombia requires making estimates and assumptions that affect the amounts reported and disclosed in the financial statements, without undermining the reliability of the financial information. Actual results may differ from such estimates. Estimates and assumptions are constantly reviewed. The review of accounting estimates is recognized for the period in which they are reviewed if the review affects said period or in the review period and future periods. The estimates made by Management when applying the IFRS adopted in Colombia, which have a material effect on the financial statements, and those that imply significant judgments for the annual financial statements, are described in greater detail in Note 4 Significant accounting judgments, estimates and causes of uncertainty in the preparation of the financial statements.

EPM and each of the subsidiaries present separate or individual financial statements, as appropriate, for compliance with the control entities and for internal administrative monitoring and providing information to investors.

Assets and liabilities are measured at cost or amortized cost, except for certain financial assets and liabilities and investment properties that are measured at fair value. Financial assets and liabilities measured at fair value correspond to those that are classified in the category of assets and liabilities at fair value through results, some equity investments at fair value through equity, as well as all financial derivative assets and recognized liabilities that are designated as hedged items in a fair value hedge, whose carrying amount is adjusted for changes in fair value attributed to the hedged risks.

The interim consolidated financial statements are presented in Colombian pesos and their figures are expressed in millions of Colombian pesos.

## **2.2. Changes in estimates, accounting policies and errors**

### **2.2.1. Changes in accounting policies**

During 2024, the accounts practices apply in the Group's condensed consolidated interim financial statements are consistent with the year 2023, except for the following changes:

#### **New standards implemented**

During 2024, the Group don't required the implementation on IFRS changes (new standards, amendments, or interpretations), issued by the Standards Council International Accounting Standards (IASB)

### **2.2.2. Adoption of new and revised Standards**

Changes to IFRS (new standards, amendments, and interpretations), which have been published during the period, but have not yet been implemented by the Group, are detailed below:

Standard	Mandatory Application Date	Exchange rate
IFRS 17 Insurance Contract.	January 1, 2023 Not incorporated in Colombia by the public sector.	Standard
IFRS 17 Insurance Contract - Initial application with IFRS 9 and comparative information -	January 1, 2023 Not incorporated in Colombia by the public sector.	Amendment
IAS 12 Internacional Tax Reform – Rules of the second pillar model.	January 1, 2023 Not incorporated in Colombia by the public sector.	Amendment
IFRS 16 - Leases - Lease liability on a sale and leaseback	January 1, 2024 Not incorporated in Colombia by the public sector.	Amendment
IAS 1 - Presentation of financial statements - Noncurrent liabilities with agreed conditions	January 1, 2024 Not incorporated in Colombia by the public sector.	Amendment
IAS 7 y IFRS 7 - Supplier financing agreements	January 1, 2024 Not incorporated in Colombia by the public sector.	Amendment
IAS 21 - Effects of variations in foreign currency exchange rates - Lack of interchangeability	January 1, 2025	Amendment

**IFRS 17 Insurance Contract.** Issued in May, 2017, replacing IFRS 4 which was addressed as a provisional standard, that was developed in phases.

IFRS 17 resolves the comparison inconveniences generated by the application of IFRS 4, as it allowed for the application of local standards and historical values in insurance contracts. Now, with these new standards, all insurance contracts shall be registered consistently and with current values, generating more useful information for stakeholders, which shall allow for a better understanding of the financial position and the profitability of insurance companies, awarding a more uniform focus for presentation and measurement for all insurance contracts.

Initially, IFRS 17 was defined as being mandatory for annual periods beginning on or after January 1, 2021. However, at the request of international insurance companies, the IFRS Foundation, through the amendment issued in June 2020, extended its application for two additional years, to be required for annual periods beginning on or after January 1, 2023. Early application was permitted if IFRS 9 was applied. It has not been incorporated in Colombia for public sector companies.

The Group is evaluating the impacts that could be generated by applying this amendment, although it is estimated that future adoption will not have an impact on the financial statements, since these types of transactions are not present.

**IFRS 17 - Insurance Contracts - Initial application with IFRS 9 and comparative information.** Issued in December 2021 to reduce temporary accounting mismatches between financial assets and liabilities of insurance contracts that may arise in the comparative information presented by the initial application of

IFRS 17, when IFRS 9 also applies to the entity, the overlapping classification of the financial asset is allowed to improve the usefulness of the comparative information for investors.

This will give insurance companies an option to present comparative information on financial assets. The classification overlay allows entities to align the classification and measurement of a financial asset in the comparative information with what they expect. The financial asset would be classified and measured in the initial application of IFRS 9, considering the business model and the characteristics of the cash flow it generates. Any difference from this application would go to retained earnings.

If, for example, using the classification overlay, an entity presented a financial asset previously measured at amortized cost rather than at fair value through profit or loss, the carrying amount of that asset at the date of transition to IFRS 17 would be its fair value measured at that date. Applying section C28D of IFRS 17, any difference in the carrying amount of the financial asset at the date of transition resulting from applying the classification overlap would be recognized in opening retained earnings.

This amendment adds sections C28A to C28E and C33A and became effective on the date of initial application of IFRS 17, which was January 1, 2023. It has not been incorporated in Colombia for public sector companies.

The Group is evaluating the impacts that could be generated by applying this amendment, although it is estimated that future adoption will not have an impact on the financial statements, since these types of transactions are not present.

**IAS 12 International Tax Reform - Pillar II Model Rules.** This amendment was issued in May 2023 to align the content of IAS 12 with the implementation of Pillar 2 model rules published by the Organization for Economic Cooperation and Development (OECD), which establishes the creation of an "additional and domestic minimum supplementary tax" worldwide, to be applied to profits in any jurisdiction whenever the effective tax rate, determined on a jurisdictional basis, is lower than the minimum rate of 15% required by the Second Pillar. In this way avoiding the erosion of the tax base in international transactions in a digitized economy. Each jurisdiction will determine its second pillar legislation for tax purposes.

The purpose of this amendment is to improve the usefulness of the information for investors by making three key disclosures and, at the same time, while the effects of this pillar on organizations and the market are evolving and becoming known worldwide, an exception to recognize and disclose deferred tax assets and liabilities caused by the second pillar may be temporarily applied. The disclosures established in the standard's paragraphs are the following: 88A - An entity shall disclose whether or not it applied the Pillar 2 exception in deferred taxes (assets and liabilities); 88B - An entity shall separately disclose Pillar 2 income and expenses in current taxes; 88C and 88D - An entity shall disclose the possible impacts or exposure of the entity to Pillar 2 if there are standards (drafts or final standards), but they are not yet in force, providing qualitative and quantitative information according to the example provided in the standard.

The amendments are effective according to the paragraphs, for paragraphs 4A and 88A immediately with retrospective application according to IAS 8 and paragraphs 88B to 88D retroactively as of January 1, 2023. It has not been incorporated in Colombia for public sector companies.

The Group is evaluating the impacts that could be generated by applying this amendment, although it is estimated that future adoption will not have an impact on the financial statements, since these types of transactions are not present.

**IFRS 16 - Leases - Lease liability in a sale and leaseback.** It seeks to establish the accounting for a sale and leaseback asset sale after the transaction date of the sale.

The amendment specifies the requirements a seller-lessee must use to quantify the lease liability arising on the sale and leaseback for the seller-lessee not to recognize any gain or loss related to the right of use it retains. The amendment is intended to improve the requirements for recording sale and leaseback under IFRS 16, since IFRS 16 did not specify the measurement of the liability arising in a sale and leaseback transaction.

This modification will not change the accounting for leases that do not arise in a sale and leaseback transaction.

The amendment adds paragraphs 102A, C1D and C20E and modifies paragraph C2. A new heading is added before paragraph C20E. New text is underlined and deleted text is crossed out.

The Group is evaluating the impacts that could be generated by applying this amendment, although it is estimated that future adoption will not have an impact on the financial statements, since these types of transactions are not present.

The amendment must be applied prospectively for the annual periods that start from January 1, 2024. Early application is permitted.

**IAS 1 Presentation of Financial Statements - Non-current liabilities with covenants.** This amendment was issued in October 2022 to improve the information companies provide about long-term debt with financial conditions, also known as "covenants," for investors to be able to understand the risk they face when a company has liabilities with covenants classified as non-current, but, due to default on said covenants, the debt must be repaid within twelve months. For this reason, the company is required to disclose information about these covenants in the notes to the financial statements, improving the information provided about long-term debt with covenants, allowing investors to understand the risk that said debt may become repayable early. Consequently, this amendment requires an entity to review its loan agreements to determine whether or not the classification of loans will change at the cut-off date based on the circumstances, data and context at that time, and on informed judgment, rather than on management's expectations, as set out in paragraphs 74 and 75A.

The amendment adds paragraphs 72B, 76ZA and 139W and amends paragraphs 60, 71, 72A, 74 and 139U. It adjusts the previous amendment to IAS 1 published in January 2020 under the title "Classification of Liabilities as Current or Non-Current" and requires a simultaneous application of the latter two amendments in the same period.

If an entity applies those amendments for an earlier period after the issuance of Non-current liabilities with covenants (see paragraph 139W), it shall also apply Non-current liabilities with covenants for that period. If an entity applies the Classification of Liabilities as Current or Non-Current for a prior period, it shall disclose that fact.

The amendments are effective for annual periods beginning on or after January 1, 2024 retroactively, in accordance with IAS 8, with early adoption allowed.

The Group is evaluating the impacts that could be generated by applying this amendment, although it is estimated that future adoption will not have an impact on the financial statements, since the event is not expected to occur.

**IAS 7 and IFRS 7 - Supplier financing arrangements.** An amendment published in May 2023 to help users obtain the information they need from the financial statements to understand the effects of supplier financing arrangements on an entity's financial statements and to compare one entity with another.

The disclosures are intended to provide users with information to help them assess how supplier financing arrangements affect an entity's liabilities and cash flows and understand the effect of supplier financing arrangements on an entity's exposure to liquidity risk and how the entity might be affected if the arrangements were no longer available to it.

The amendment indicates that arrangements that are solely credit enhancements to the entity (e.g., financial guarantees, including letters of credit used as collateral) or instruments used by the entity to settle amounts due directly with a supplier (e.g., an entity uses a credit card to settle the amount due to a supplier and will instead have an obligation to pay the issuing bank) are not supplier financing arrangements.

This amendment requires entities to provide information on these financial obligations arising from specific agreements with suppliers, including details such as expected settlement periods, significant contractual terms and any other relevant elements related to these agreements.

The Group is evaluating the impacts that may be caused by the application of this amendment.

**IAS 21 - The Effects of Changes in Foreign Exchange Rates - Lack of Exchangeability.** The purpose of this amendment, issued in August 2023, is to establish a consistent approach to assessing whether or not a currency is convertible into another currency and if not, what procedure to apply when conversion does not occur and what type of disclosures should be provided ensure useful financial information.

The amendment establishes that a currency is convertible into another currency if there is an exchange for another currency in an administratively normal delay, under a market or exchange mechanism that allows generating enforceable rights or obligations and the amount is not insignificant.

The currency conversion occurs at the time of measurement or for a specific purpose, for which two steps are applied: Evaluating whether the currency is convertible and estimating the spot exchange rate. This is done through an evaluation question - is the currency convertible? If so, the requirements established in IAS 21 apply and, if not, an estimate of the spot exchange rate is applied, which represents the exchange rate used in an immediate delivery transaction and between market participants.

The amendment to IAS 21 is mandatory for annual periods beginning on or after January 1, 2025 and does not apply to the restatement of comparative information. Instead, it provides guidelines for replacement and allows early application.

The Group is evaluating the impacts that applying this modification may incur. However, it is estimated that future adoption will not have an impact on the financial statements.

### **Note 3. Seasonality**

The operations of EPM Group are not subject to significant seasonal variance.

### **Note 4. Significant accounting judgments, estimates and causes of uncertainty in the preparation of the financial statements.**

The significant judgments and assumptions applied in these condensed consolidated interim financial statements are the same as those applied in the Group's consolidated financial statements as at and for the year ended December 31, 2023.

### **Note 5. Significant transactions carried out and other relevant aspects that occurred during the period.**

As of September 30, 2024, significant transactions and other relevant aspects occurred during the period, other than those of the Group's normal course of business, are related to:

#### **5.1. Expenses and others related to the Ituango hydroelectric plant contingency:**

- Progress continues to be made in the works for the start-up of the Project according to the proposed schedules.
- The hydroelectric plant has a physical progress of 93.12% (December 31, 2023: 92.56%).
- Cost and progress of the construction of the Ituango hydroelectric power plant for \$4,800,077 (see note 7).

Regarding the contingency, EPM Group has recognized the following items in its Condensed consolidated interim financial statements as of September 30, 2024:

- Provision balance of \$38,481 for the attention of those affected in Puerto Valdivia, for compensation for consequential damages, loss of profits and moral damages, due to the rising waters of the Cauca River because of the blockage of the project on April 28, 2018. During 2024 the provision was adjusted by \$416 as recovery income, \$2,516 as financial expense and payments have been made for \$1,203. (see note 14.1.4).
- Provision balance of \$31,284 for environmental and social contingency, established by the specific action plan for the recovery of the parts affected by the events of the Cauca River detour tunnel clogging that the project had on April 28, 2018, and by the closing of floodgates that decreased the flow of the river downstream of the project. During 2024 the provision was adjusted by \$4,610 as financial expense and provision expense, and payments have been made for \$11,982. (see note 14.1.1).

- Balance of litigation provision of \$998,406 of which \$871,257, corresponding for the Penalty Clause for Failure to Comply with Milestones derived from the arbitration award between Hidroituango and EPM and \$127,149 corresponding to class actions of downstream communities affected by the contingency. During 2024 the provision has been adjusted by \$100,874 as provision and financial expense and 331,873 as recovery income. During the period no payments have been made. (see note 14.1.2).

## 5.2. Income recognition of the Hidroituango reliability charge:

In June 2024, reliability charge income of COP 586,704 was recognized, corresponding to the second allocation of Firm Energy Obligations (FEO) of the Ituango Power Plant (these resources were deposited in a trust managed by XM under CREG Resolution 194 of 2020) and COP 74,211 for financial returns. These resources were delivered to EPM once the requirements established in CREG Resolution 071 of 2006 were met.

## 5.3. Claim Milestone 10 Hidroituango:

The company HIDROELÉCTRICA ITUANGO S.A., which entered into the BOOMT contract with EPM for the construction, assembly, operation and maintenance of the Ituango hydroelectric power plant, filed a claim before the Arbitration Center of the Chamber of Commerce of Medellín due to an alleged breach of one of its contractual commitments. It is important to point out that there is not yet a litigation process for EPM because, to date, a court of arbitration has not been constituted. Therefore, the claim has not yet been admitted. EPM's legal units are analyzing the matter to prepare its defense in case the lawsuit is admitted by the court.

## 5.4. Litigation Recovery Contingency - Group Actions Hidroituango

In a review conducted in September 2024 on the processing and status of the proceedings associated with the contingency presented in the Ituango Hydroelectric Project, it was found that new elements were available to justify a change in the classification of the litigation contingency, primarily considering two situations:

- In the context of the case identified with file number 2019-00352, processed before the Administrative Court of Bolívar, the Council of State revoked the precautionary measure that had been issued against EPM. This decision prevented EPM from making payment to the plaintiff family groups.
- Since September 2024, the interrogation of the defendants in the aforementioned case has begun. The evaluation of the evidence presented reveals elements that may favor the Entity.

Based on the above, the classification of similar litigation contingencies was changed from probable to possible, leading to a recorded recovery of this provision amounting to COP 330,425. However, this process, like all other litigations of the Group, is continually monitored to assess its classification. (see note 14.1.1).

## 5.5. Impairment of Cash Generating Units

The EPM Group recognized in its condensed consolidated financial statements as of September 30 an asset impairment of cash generating units totaling COP 484,391, detailed as follows:

- **Caribe Mar de la Costa S.A.S. E.S.P.:** asset impairment of COP 294,161, due to lower achievements in value levers (loss and collection indicators) associated with the assets in the department of César.

- **Aguas de Antofagasta:** goodwill impairment of COP 166,276, related to the goodwill generated from EPM's acquisition of the subsidiary, which is amortized through impairment testing to reflect the natural depletion of the concession.
- **Hidroecológica del Teribe S.A.:** asset impairment of COP 21,800, resulting from the macroeconomic outlook, interest rates, and country risk, which are reflected in an increase in the discount rate.
- **TICSA:** Asset impairment of COP 2,154, resulting from a change in business strategy, where BOT (Build, Operate, Transfer) projects are no longer considered. In the medium and long term, a transition from EPC (Engineering, Procurement, and Construction) projects to operation and maintenance projects is planned.

## Note 6. Surpluses

The Group transfers on a scheduled basis amounts corresponding to retained earnings (“Surpluses”) to the special District of Science, Technology and Innovation of Medellín, which is the sole owner of the equity of EPM, the amounts paid during the nine months ended September 30, 2024 were \$1,757,131; detailed as follows: \$1,129,584 ordinary and \$627,547 extraordinary (September 30, 2023 \$1,393,467; detailed as follow: \$895,800 ordinary and \$497,667 extraordinary).

## Note 7. Property, plants and equipment, net

The following is a detail of the carrying amount of property, plant, and equipment:

Property plant and equipment	September 30 2024	December 31 2023
Cost	66,280,623	61,754,128
Accumulated depreciation and impairment loss	(17,011,002)	(15,149,618)
<b>Total</b>	<b>49,269,621</b>	<b>46,604,510</b>

- Amounts stated in millions of Colombian pesos -

The movement in cost, depreciation and impairment of property, plant and equipment is detailed below:



September 30, 2024	Networks, lines and cables	Plants, ducts and tunnels	Construction in Progress <sup>1</sup>	Grounds and buildings	Machinery and equipment	Communication and computer equipment	Furniture and fixtures and office equipment	Other Property, Plant and Equipment <sup>2</sup>	Total
Initial Balance	18,966,419	18,565,618	10,950,755	10,222,780	1,566,499	589,097	188,373	704,589	61,754,130
Additions <sup>3</sup>	29,186	16,745	3,515,585	7,348	18,503	12,278	3,870	147,051	3,750,566
Advances delivered (amortized) to third parties	(69)	-	(43,063)	-	-	855	-	(517)	(42,794)
Transfers (-/+ ) <sup>4</sup>	985,258	3,882,439	(5,174,413)	61,163	40,049	33,610	3,451	102,790	(65,653)
Dispositions (-)	(17,329)	-	(6,157)	(46)	(60)	(9)	(4)	(845)	(24,450)
Withdrawals (-)	(40,392)	(21,280)	(1,321)	(5,304)	(36,611)	(31,774)	(5,751)	(4,786)	(147,219)
Foreign currency conversion effect	501,611	150,611	85,402	45,887	67,986	17,611	3,584	8,649	881,341
Other Changes	35,407	(22,720)	166,760	3,845	(10,229)	8,967	2,828	(10,156)	174,702
<b>Final cost balance</b>	<b>20,460,091</b>	<b>22,571,413</b>	<b>9,493,548</b>	<b>10,335,673</b>	<b>1,646,137</b>	<b>630,635</b>	<b>196,351</b>	<b>946,775</b>	<b>66,280,623</b>
<b>Accumulated depreciation and impairment loss</b>									
Accumulated depreciation and impairment loss	(6,940,463)	(5,360,697)	(38,737)	(1,314,818)	(798,552)	(376,688)	(112,484)	(207,179)	(15,149,618)
Period depreciation	(480,762)	(375,956)	-	(142,914)	(58,795)	(51,098)	(6,906)	(15,679)	(1,132,110)
Capitalized depreciation	-	(148,717)	-	(15,881)	(399)	-	(4)	(374)	(165,375)
Impairment for the period	(47,639)	(59,805)	(124,169)	(6,476)	(17,538)	(307)	(760)	(60,963)	(317,657)
Dispositions (-)	7,214	-	-	(1)	19	9	4	675	7,920
Withdrawals (-)	22,390	15,898	-	5,073	26,134	30,736	5,685	2,983	108,899
Transfers (-/+ ) <sup>4</sup>	20	-	-	-	45	-	(538)	(85)	(558)
Foreign currency conversion effect	(218,855)	(90,728)	-	(10,549)	(33,803)	(12,716)	(2,524)	(5,718)	(374,893)
Other changes	(2,322)	16,221	-	1,217	5,076	(1,469)	(154)	(6,179)	12,390
<b>Final Accumulated depreciation and impairment loss</b>	<b>(7,660,417)</b>	<b>(6,003,784)</b>	<b>(162,906)</b>	<b>(1,484,349)</b>	<b>(877,813)</b>	<b>(411,533)</b>	<b>(117,681)</b>	<b>(292,519)</b>	<b>(17,011,002)</b>
<b>Total balance, properties, plant, and equipment, net</b>	<b>12,799,674</b>	<b>16,567,629</b>	<b>9,330,642</b>	<b>8,851,324</b>	<b>768,324</b>	<b>219,102</b>	<b>78,670</b>	<b>654,256</b>	<b>49,269,621</b>
<b>Advances delivered to third parties</b>									
Initial Balance	267	-	120,660	-	-	1,075	-	1,248	123,250
Movement (+)	6	-	21,053	-	-	902	-	295	22,256
Movement (-)	(76)	-	(64,116)	-	-	(46)	-	(812)	(65,050)
Difference in conversion adjustment change	19	-	(357)	-	-	164	-	-	(174)
<b>Final Balance</b>	<b>216</b>	<b>-</b>	<b>77,240</b>	<b>-</b>	<b>-</b>	<b>2,094</b>	<b>-</b>	<b>731</b>	<b>80,281</b>

Amounts stated in millions of Colombian pesos -

2023	Networks, lines and cables	Plants, ducts and tunnels	Construction in Progress <sup>1</sup>	Lands and buildings	Machinery and equipment	Communication and computer equipment	Furniture and fixtures and office equipment	Other Property, Plant and Equipment <sup>2</sup>	Total
Initial Balance	18,677,076	17,124,288	10,197,406	10,069,042	1,558,316	604,385	194,061	529,459	58,954,033
Additions <sup>3</sup>	72,089	90,130	5,035,127	29,366	133,735	44,093	3,976	115,608	5,524,124
Advances delivered (amortized) to third parties	(3,186)	-	83,038	-	-	369	-	750	80,971
Transfers (-/+) <sup>4</sup>	1,645,154	1,884,466	(4,150,211)	260,029	92,780	23,485	3,408	100,323	(140,566)
Provisions (-)	(90,587)	-	(4,025)	(3,173)	(34)	(339)	(47)	(5,321)	(103,526)
Withdrawals (-)	(89,768)	(45,001)	(6,895)	(2,374)	(36,193)	(35,432)	(1,912)	(4,260)	(221,835)
Foreign currency conversion effect	(1,298,824)	(430,683)	(185,177)	(127,908)	(186,472)	(48,283)	(11,079)	(24,106)	(2,312,532)
Other Changes	54,465	(57,635)	(18,457)	(2,201)	4,367	819	(33)	(7,866)	(26,541)
<b>Final cost balance</b>	<b>18,966,419</b>	<b>18,565,565</b>	<b>10,950,806</b>	<b>10,222,781</b>	<b>1,566,499</b>	<b>589,097</b>	<b>188,374</b>	<b>704,587</b>	<b>61,754,128</b>
<b>Accumulated depreciation and impairment loss</b>									
Accumulated depreciation and impairment loss	(6,956,340)	(5,166,607)	(2,181)	(1,133,535)	(812,609)	(385,432)	(112,629)	(203,083)	(14,772,416)
Period depreciation	(614,675)	(458,249)	-	(182,995)	(82,775)	(61,780)	(9,140)	(18,452)	(1,428,066)
Capitalized depreciation	-	-	-	(268)	(13)	(1)	-	-	(282)
Impairment for the period	(34,535)	(12,056)	(36,556)	(7,042)	(14,593)	(1,000)	(382)	(9,831)	(115,995)
Dispositions (-)	59,899	-	-	470	31	253	46	4,588	65,287
Withdrawals (-)	51,071	18,602	-	1,600	24,685	34,459	1,857	3,558	135,832
Transfers (-/+)	-	-	-	3	14	214	-	(232)	(1)
Foreign currency conversion effect	554,111	255,486	-	29,976	91,930	36,374	7,797	16,543	992,217
Other changes	6	2,127	-	(23,029)	(5,222)	224	(33)	(267)	(26,194)
<b>Final Accumulated depreciation and impairment loss</b>	<b>(6,940,463)</b>	<b>(5,360,697)</b>	<b>(38,737)</b>	<b>(1,314,820)</b>	<b>(798,552)</b>	<b>(376,689)</b>	<b>(112,484)</b>	<b>(207,176)</b>	<b>(15,149,618)</b>
<b>Total balance, properties, plant, and equipment, net</b>	<b>12,025,956</b>	<b>13,204,868</b>	<b>10,912,069</b>	<b>8,907,961</b>	<b>767,947</b>	<b>212,408</b>	<b>75,890</b>	<b>497,411</b>	<b>46,604,510</b>
<b>Advances delivered to third parties</b>									
Initial Balance	3,815	-	48,586	-	-	993	-	498	53,892
Movement (+)	-	-	(48,528)	-	-	-	-	-	(48,528)
Movement (-)	(3,186)	-	131,566	-	-	369	-	750	129,499
Difference in conversion adjustment change	(363)	-	(10,964)	-	-	(288)	-	-	(11,615)
<b>Final Balance</b>	<b>266</b>	<b>-</b>	<b>120,660</b>	<b>-</b>	<b>-</b>	<b>1,075</b>	<b>-</b>	<b>1,248</b>	<b>123,249</b>

- Amounts stated in millions of Colombian pesos -

<sup>1</sup> Includes capitalization of borrowing costs for \$50,988 (2023: \$247,965), the weighted average rate used to determine the amount of borrowing costs was 14,2% in pesos (2023: 9.85%) and the dollars rate, 7,91% (2023: 4.51%). Additionally, it includes right-of-use assets associated with construction in progress amounting to \$6,061 (2023: \$2,611).

The main projects under construction are as follows:

Project	September 2024	December 2023
Ituango Hydroelectric plant <sup>1.1</sup>	4,800,077.00	6,751,530
Other EPM Projects	1,312,257.00	1,070,720
Power Distribution Lines - CARMAR	675,196.00	574,684
Construction, extension, remodeling and maintenance of DECA substations, networks, lines and cables and subsidiaries	610,754.00	502,722
Refill Posts and Trafs - EPM	186,041.00	164,157
Substations, lines, network growth, loss reduction and replacement of ENSA technology	212,835.00	136,237
Expansion of the STN, STR, networks, lines and CENS loss control	189,550.00	143,184
Other Group Subsidiary Projects	171,018.00	107,602
Adequacy of drinking water plant - EPM	145,171.00	131,050
Substations, networks, lines and CHEC loss control	170,801.00	114,662
Replacement and Expansion Substations, networks, lines and ESSA loss control	113,784.00	126,992
Medium Voltage Quality Improvement - EPM	96,938.00	66,463
Projects EMVARIAS - Vaso Altair (Phase 3), leachate treatment plant and others	107,218.00	38,901
Distribution networks, quality compensation FISDL-SIGET and other Delsur	77,970.00	57,995
Guatapé Modernization - EPM	87,802.00	58,286
Western Chain - EPM	62,871.00	139,664
SDL Refill and Expansion - EPM	72,728.00	16,779
Manantial Plant Modernization - EPM	60,979.00	46,727
Caldas La Estrella Interconnect - EPM	-	99,602
Construction Potabilization and WWTP plants, aqueduct and sewerage networks Aguas Regionales	43,871.00	43,077
Expansion and Reinforcement of Oriental Machado Conduit - EPM	37,347.00	151,981
Expansion and repositioning of EDEQ Substations, Networks, Lines and Cables	25,615.00	20,641
TEPUY Photovoltaic Solar Park - EPM	39,246.00	262,450
Ayurá Plant Modernization - EPM	12,044.00	11,268
Expansion circuit yulimar Manantiales - EPM	18,529.00	55,733
Uraba Nueva Colina Apartado Substation Connection	-	15,530
Expansión Envigado sector Capiro - EPM	-	3,432
<b>Total</b>	<b>9,330,642</b>	<b>10,912,069</b>

Amounts stated in millions of Colombian pesos -

<sup>1.1</sup> As of September 30, 2024, construction of the Ituango Hydroelectric Plant showed 93.12% physical progress (2023: 92.56%). A new version of the schedule was created (version 20231005\_Rev3), incorporating the impacts the project has experienced to date. Additionally, the actual dates for operational start-up and commencement orders of new contracts in progress (left bank mitigation works, right diversion tunnel, and main works in the southern zone) were modified.

During 2024, COP 3,261,810 was transferred to accounting operations, primarily reflecting the replacement roads.

In January 2024, the contractor CYS, which is in charge of the final civil works of units 5 to 8, began mobilizing equipment and adapting facilities, such as the figuring workshop, the industrial water tank, the carpentry workshop and the crusher. The contractor ESTYGMA (slope stabilization works Km 0+900), in areas A and D of the slope, began stabilization, adaptation, loading and removal of material from the landslide on the right bank of the Tenche road, in pre-plug 2. In addition, work began on the anti-return system, filling the annular space in the micropiles, and injecting expansive resin for the TDD plugging. The assembly of the platform of the primary pumping system continues, and the topographic survey of the state of the infiltration channel of the left margin of the TDI was carried out. The drilling up to the vault area for consolidation injection of pre-plug 1 was completed.

The fourth sphere launching stage was carried out in February 2024, achieving 96.5% progress in this activity. Sphere launching to pre-plug No. 2 in the southern zone powerhouse was completed, the site was prepared and machinery was positioned to begin activities in the TDD. The contractor is moving

forward with assembling the concrete production plant (anti-landslide concrete and 12°C refrigerated concrete) in pre-plug 1. The first drilling stage corresponding to the section of the rock massif between the intermediate discharge slab and the TDD vault was executed in the stabilization works of km 0 + 900 zone A. Excavation and treatments began in the upper part of the slope, and assembly of mechanical bulkhead 2 was begun to later carry out the buoyancy tests. It is estimated to start installing the mechanical bulkhead in the upper conduit 2 as of April 15, 2024.

The placement of synthetic material in pre-plug 2 was completed in March 2024, and the placement of anti-landslide concrete in pre-plug 2 was completed. The anti-landslide concrete in pre-plug 1 was completed, the drilling for the binder injections in gallery 290 was begun, and the binder injections from plaza 435 were started. The work in the southern zone powerhouse vault (units 7 and 8) and the demolition of plug IV were also started.

In April 2024, the demolition of the IV access plug to the right diversion tunnel (TDD, for the Spanish original) was completed, the removal of CDW material inside the right-TDD detour tunnel began, the rehabilitation of the D-South gallery was started, concrete was cast for the safety plug downstream of pre-plug 2, the mechanical bulkhead was immersed for its installation in upper conduit No.2, drilling began for the binder in the upper part of the gate wells (Romerito) and the removal of CDW material in the surge tank 2 began.

In May 2024, the consolidation injections in pre-cap 1 of the TDD were completed, the excavation of drainage gallery A in the slope of km 0 + 900 began, the excavation of drainage gallery B in the slope of km 0 + 900 began, the removal of CDW material from the southern area of the powerhouse began, DCN delivered EPM the bulkhead of upper conduction No.2 to start depressurization and EPM released the entrance to the contractor CYS for the concrete works inside the upper conduit No. 2 to start the depressurization, and EPM granted access to the contractor CYS for the concrete works inside upper conduit No. 2.

In June 2024, excavations began in zone D South of the slope at km 0 + 900 - left margin dam road - Ituango, concrete was poured for the 11 m long priority plug upstream of the definitive plug (plug 10) in the right deviation tunnel, with the pouring of the foundation concrete for slope protection downstream of pre-plug 2 and the first concrete was casted in the area of the missing lining of upper conduit No. 2.

In July 2024, Stage 0 of the priority plug in the right diversion tunnel (TDD) was cast, completing the excavation and removal of material in the right diversion tunnel (TDD), within the area designated for the priority plug and plug 10. Concrete pouring of the 22-meter plug to close the right diversion tunnel (TDD) commenced, and the lining concrete in the upper conduit No.2 was completed. Contractor CYS finished the civil works in upper conduit No.2 and handed over the work front to EPM. The missing treatments in outlet tunnel No.3 were also initiated.

In August 2024, the construction of the 11-meter priority plug in the right diversion tunnel (TDD) was completed, and binding injections at EL. 580 in the gate plaza area - Romerito were finalized. Binding injections in the access gallery to the gate well gallery were also completed. Stabilization works in the vaults of units 7 and 8 were concluded, and binding injections began from the upper part of the gate plaza - Romerito. Excavation and bank treatments commenced at intake tower 2 from EL 227, as well as in the south powerhouse from EL. 230, and the demolition of concrete in the bar tunnel No.8 began.

In September 2024, the concrete pouring of the 22-meter plug 10 in the right diversion tunnel (TDD) was completed, as were the consolidation and deep curtain injections in the area of the final plug of the right diversion tunnel (TDD). Treatment and consolidation activities began in the access branch to Intake Tower 2, the massive demolition of the gate handling portal frame in Intake Tower 2 started, and the demolition of the portal frame of the bridge crane in the south powerhouse commenced. Additionally, the shaping of fill in the south powerhouse for the construction of through-tensioners at EL. 228 in the downstream gable was initiated. Demolition activities also started for the junction of the access branch to the south

powerhouse from GCIS. A pilot test was conducted for the removal of material from the embankment at outlet No.3, and contract CW310743 was launched for road infrastructure maintenance, improvement, and complementary civil works.

<sup>2</sup>Includes equipment and vehicles of the vehicle fleet, medical and scientific equipment, property, plant and equipment in assembly, property, plant and equipment in transit and replacement assets, transportation, traction and lifting equipment, dining equipment, kitchen, pantry, and hospitality.

<sup>3</sup>Includes purchases, capitalizable disbursements that meet the recognition criteria, assets received from third parties, and costs for dismantling and removal of items of property, plant, and equipment. As of September 30, 2024, and December 2023, no government grants were received.

<sup>4</sup>Corresponds to the transfers to operation, the most representative being of EPM for \$4,551,637 (2023: \$3,053,031), the most important correspond to the Ituango project for \$3,261,810 (2023: \$1,597,981). It also includes project transfers mainly from international subsidiaries Elektra Noreste S.A., Empresa eléctrica de Guatemala and Delsur S.A. and the national ones Caribemar, ESSA, CENS and CHEC.

Property, plant, and equipment additions for \$3,750,566 (2023: \$5,524,123) are taken as effective items, plus the movement of advances of -\$42,794 (2023: \$80,971), less the costs of loans for \$50,987 (2023: \$247,965), less the movement of capitalizable provisions of \$480,570 (2023: \$234,553), and other concepts for -\$5,825 (2023: \$-282).

The assets subject to operating leases are the following: networks, lines and cables, electrical infrastructure for telecommunications operators installing networks, specifically poles. Plants, ducts and tunnels of the contract to connect Ecopetrol to the NTS (Magdalena Medio substation) for a net carrying amount of \$48,416 (2023: \$49,682).

The Group's most significant commitments for the acquisition of property, plant and equipment as of the cut-off date amount to \$3,632,335 (2023: \$4,090,472). These commitments are mainly represented by EPM and correspond mostly to investment, expansion and replacement projects.

## Note 8. Investments in subsidiaries

The detail of the Group's subsidiaries as of the date of the reporting period is as follows:

Name of the subsidiary	Ref	Location (Country)	Main Activity	Percentage of ownership and voting rights		Non-controlling party share percentage		Date of establishment
				2024	2023	2024	2023	
Empresa de Energía del Quindío S.A. E.S.P. (EDEQ)		Colombia	It provides public electric power services by buying sales and distribution of electric power.	92.85%	92.85%	7.15%	7.15%	1988/12/22
Central Hidroeléctrica de Caldas S.A. E.S.P. (CHEC)		Colombia	It provides public energy services, operating power generating plants, transmission and subtransmission lines and distribution networks, as well as the marketing, import distribution and sale of electric power.	80.10%	80.10%	19.90%	19.90%	1950/09/9
Electrificadora de Santander S.A. E.S.P. (ESSA)		Colombia	It provides public electric power services by buying sales marketing and distribution of electric power.	74.05%	74.05%	25.95%	25.95%	1950/09/16
Centrales Eléctricas del Norte de Santander S.A. E.S.P. (CENS)		Colombia	It provides public electricity services, purchase export, import, distribution and sale of electric power construction and operation of generating plants, substations transmission lines and distribution networks.	91.52%	91.52%	8.48%	8.48%	1952/10/16
Caribemar de la Costa S.A.S. E.S.P. (AFINIA)		Colombia	It provides public electricity distribution and marketing services, as well as the implementation of all related activities, works, services and products.	100.00%	100%	-	-	2020/10/1
Elektra Noreste S.A. (ENSA)	(1)	Panamá	Acquires power, transports, distributes to customers, transforms voltage, installs, it operates and maintains public lighting, authorized to generate energy up to a limit of 15 % of the maximum demand in the concession area.	51.17%	51.16%	48.83%	48.84%	1998/01/19
Hidroecológica del Teribe S.A. (HET)		Panamá	It finances the construction of the Bonyic hydroelectric project required to meet the growth of the energy demand of the Panama isthmus.	99.68%	99.68%	0.32%	0.32%	1994/11/11
Empresa Eléctrica de Guatemala S.A. (EEGSA)		Guatemala	Provides electrical power distribution services.	80.90%	80.90%	19.10%	19.10%	1939/10/5
Gestión de Empresas Eléctricas S.A. (GESA)		Guatemala	It provides consulting and consulting services to electricity generation and transportation distribution companies.	100.00%	100%	-	-	2004/12/17
Almacenaje y Manejo de Materiales Eléctricos S.A. (AMESA)		Guatemala	Provides outsourcing services in the area of materials management.	99.94%	99.94%	0.06%	0.06%	2000/03/23
Comercializadora Eléctrica de Guatemala S.A. (COMEGSA)		Guatemala	Provides electrical energy marketing services.	80.52%	80.52%	19.48%	19.48%	1998/11/5
Transportista Eléctrica Centroamericana S.A. (TRELEC)		Guatemala	Provides Electrical Power Transmission Services.	80.90%	80.90%	19.10%	19.10%	1999/10/6
Enérgica S.A. (ENERGICA)		Guatemala	It provides construction and maintenance services for projects and goods in the electricity sector.	78.19%	78.19%	21.81%	21.81%	1999/08/31

Name of the subsidiary	Ref	Location (Country)	Main Activity	Percentage of ownership and voting rights		Non-controlling party share percentage		Date of establishment
				2024	2023	2024	2023	
Crediegsa S.A. (CREDIEGSA)		Guatemala	Provides staff recruitment and other administrative services	80.90%	80.90%	19.10%	19.10%	1992/12/1
Distribuidora de Electricidad del Sur (DELSUR)		El Salvador	Transformation, distribution and commercialization of electricity that supplies power to the central southern area of El Salvador in Central America.	86.41%	86.41%	13.59%	13.59%	1995/11/16
Innova Tecnología y Negocios S.A. de C.V.		El Salvador	Provision of specialized services in electrical engineering and the sale of electrical appliances to the users of electric power of the company Delsur.	86.41%	86.41%	13.59%	13.59%	2010/10/19
Aguas Nacionales EPM S.A. E.S.P.		Colombia	It provides residential public services of aqueduct, sewerage and toilet, waste treatment and use complementary activities and engineering services that are specific to these public services.	100.00%	99.99%	0.00%	0.01%	2002/11/29
Aguas Regionales EPM S.A. E.S.P.		Colombia	Guarantee the provision of the public residential services of aqueduct sewerage and toilet and compensate for the lag in the infrastructure of these services in the partner municipalities.	74.57%	74.57%	25.43%	25.43%	2006/01/18
Empresa de Aguas del Oriente Antioqueño S.A. E.S.P.		Colombia	It provides residential public services of aqueduct and sewerage, as well as other complementary activities of each of these public services.	56.02%	56.02%	43.98%	43.98%	1999/11/22
Aguas de Malambo S.A. E.S.P.		Colombia	Dedicated to ensuring the provision of domestic public services of aqueduct sewerage and toilet in the jurisdiction of the municipality of Malambo Atlantic Department.	98.73%	98.52%	1.27%	1.48%	2010/11/20
Ecosistemas de Colima S.A. de C.V.		México	Dedicated to developing an executive project for the wastewater treatment plant, its construction equipment and operation, conservation and maintenance sludge stabilization in municipalities of the State of Colima.	100.00%	100%	-	-	2006/02/14
Ecosistemas de Tuxtla S.A. de C.V.		México	Dedicated to the construction, equipment, start-up, operation and maintenance of a wastewater treatment system with the modality of total private recoverable investment. Develop drinking water projects and drinking water plants.	100.00%	100%	-	-	2006/11/17
Ecosistema de Ciudad Lerdo S.A. de C.V.		México	A subsidiary dedicated to the construction, equipment, commissioning, operation and maintenance for 20 years of a wastewater treatment system in Lerdo Durango city, with the total recoverable private investment modality.	100.00%	100%	-	-	2007/04/24
Aquasol Morelia S.A. de C.V.		México	A subsidiary dedicated to the construction of a wastewater treatment plant, as well as the equipment and operation of that plant located in the town of Atapaneo in the municipality of Morelia Michoacan.	100.00%	100%	-	-	2003/11/13
Ecosistemas de Celaya S.A. de C.V.		México	Dedicated to the elaboration of the executive project for the wastewater treatment plant, as well as the treatment, transport and final disposal of solid waste and sludge at the Celaya city plant in Guanajuato state.	100.00%	100%	-	-	2008/12/5
Desarrollos Hidráulicos de Tampico S.A. de C.V.		México	Dedicated to the construction, equipment, expansion, improvement, maintenance and operation of water supply systems and sewerage services, collection, drainage and wastewater treatment works.	100.00%	100%	-	-	1995/08/25

Name of the subsidiary	Ref	Location (Country)	Main Activity	Percentage of ownership and voting rights		Non-controlling party share percentage		Date of establishment
				2024	2023	2024	2023	
Ecoagua de Torreón S.A. de C.V.		México	Dedicated to providing wastewater treatment operation services from any source, whether municipal or domestic, as well as activity related to wastewater treatment.	100.00%	100%	-	-	1999/10/25
Proyectos de Ingeniería Corporativa S.A. de C.V.		México	Provision of design services, engineering in general or construction, professional and technical services aimed at operating, administering, directing and in general carrying out all the activities necessary for the development of activities of any commercial, industrial or service type company, in your form of physical or moral person.	100.00%	100%	-	-	2008/08/1
Corporación de Personal Administrativo S.A. de C.V.		México	Provision of professional services aimed at operating, administering, directing and in general carrying out all the activities necessary for the development of activities of any commercial, industrial or service type enterprise in its form of physical or moral person, as well as administration, selection, recruitment and exchange of staff to perform functions within the facilities of the applicant companies.	100.00%	100%	-	-	2008/08/1
Aguas de Antofagasta S.A.		Chile	Construction and exploitation of public services for the production and distribution of drinking water and for the collection and disposal of wastewater through the exploitation of the sanitary concessions of the Health Services Company of Antofagasta S.A. (present Econssa Chile S.A.), And the realization of the other benefits related to these activities, all in the form and conditions established in the decrees with the Force of Law Nos. 382 and 70, both of the year 1998, of the Ministry of Public Works, and other relevant regulations. For this purpose, on December 29, 2003, Aguas de Antofagasta S.A. signed with the Health Services Company of Antofagasta S.A. (current Health Services concessionaire S.A. - Econssa S.A.) the "Contract for the transfer of the right to operate sanitary concessions", for a total period of 30 years from the date of your subscription.	100.00%	100%	-	-	2003/11/28
Empresas Varias de Medellín S.A. E.S.P.	(2)	Colombia	A subsidiary dedicated to the provision of the public toilet service within the framework of the integral management of solid waste.	99.98%	99.93%	0.02%	0.07%	1964/01/11
EPM Inversiones S.A.		Colombia	Dedicated to capital investment in domestic or foreign companies organized as utilities.	100.00%	99.99%	0.00%	0.01%	2003/08/25
Maxseguros EPM Ltd.		Bermuda	Negotiation, contracting and management of reinsurance for policies that cover the estate.	100.00%	100.00%	-	-	2008/04/23
Panamá Distribution Group S.A. - PDG		Panamá	Capital investment in companies.	100.00%	100.00%	-	-	1998/10/30
Distribución Eléctrica Centroamericana DOS S.A. - DECA II		Guatemala	It makes capital investments in companies engaged in the distribution and marketing of electrical energy and in providing telecommunications services.	100.00%	100.00%	-	-	1999/03/12
Inmobiliaria y Desarrolladora Empresarial de América S.A. (IDEAMSA)		Guatemala	A subsidiary dedicated to making investments in real estate.	80.90%	80.90%	19.10%	19.10%	2006/06/15



Name of the subsidiary	Ref	Location (Country)	Main Activity	Percentage of ownership and voting rights		Non-controlling party share percentage		Date of establishment
				2024	2023	2024	2023	
Promobiliaria S.A.	(3)	Panamá	Buy, sell, build, modify, manage, To lease and generally conclude any contract for the disposition, improvement, use and usufruct of real estate not necessary for the operation of ownership of the companies that make up the EPM Group.	100.00%	100%	-	-	2015/09/8
EPM Latam S.A.		Panamá	Make capital investments in companies.	100.00%	100%	-	-	2007/05/17
EPM Capital México S.A. de C.V.		México	It develops infrastructure projects related to energy, lighting, gas, telecommunications, sanitation, drinking water plants, sewerage, wastewater treatment, buildings, as well as their operation, studies and services.	100.00%	100%	-	-	2012/05/4
EPM Chile S.A.		Chile	It develops projects in energy, lighting, gas, telecommunications, sanitation plants for sewage treatment and sewage treatment, as well as providing such services and participating in all kinds of public or private tenders and auctions.	100.00%	100%	-	-	2013/02/22
Inversiones y Proyectos Hidrosur SpA		Chile	Participate in all types of contests, tenders, auctions whether public or private in the purchase of participations in national or foreign companies. Develop strategic alliances, joint venture partnerships, and enter into business collaboration agreements to compete for tenders, obtain concessions and/or authorizations. Provide any kind of advice and services directly or indirectly related to the activities carried out and in which society is involved.	100.00%	100%	-	-	2014/12/16
Tecnología Intercontinental S.A. de C.V. TICSA		México	Dedicated to the study, development, promotion and execution of industrial projects, to the design, manufacture assembly and assembly of machinery the development of technology including marketing, commercial representation and general trade.	100.00%	100%	-	-	1980/07/28
ENSA Servicios S.A.		Panamá	Provision of technical, commercial and any other complementary services to the provision of electricity, without limiting other similar, related and/or compatible services that constitute an added value to the activities described.	51.17%	51.16%	48.83%	48.84%	2017/11/29
Somos Servicios Integrados S.A.	(4)	Panamá	Integrate commercial establishments to promote digital commerce in an agile, secure and reliable way for clients/users of the Colombian society Empresas Públicas de Medellín E.S.P., its affiliates and subsidiaries; Likewise, offer financing alternatives to clients/users of the Colombian company Empresas Públicas de Medellín E.S.P., its affiliates and subsidiaries for the acquisition of goods and services, offer loyalty programs and new business models, which generate value and significant improvements. in the daily lives of people, companies and cities.	100.00%	-	-	-	2023/09/1
EPM Renovables S.A.		Panamá	Carry out management activities, strategic planning, participation in investments and businesses of renewable electricity generation and in the production of new sources of green fuels; research and development related to the generation of renewable electricity and new sources of green fuels; Investing in financial businesses and companies holding	100.00%	0%	-	-	2023/11/3

Name of the subsidiary	Ref	Location (Country)	Main Activity	Percentage of ownership and voting rights		Non-controlling party share percentage		Date of establishment
				2024	2023	2024	2023	
			financial businesses, carrying out the operations and acts that are relevant to the holding and management of such investments; among other transactions permitted by law to corporations in the Republic of Panama.					
FID 20431 SOMOS EPM (Before Patrimonio Autónomo Financiación Social)		Colombia	Manage the resources and payments of the social financing program created to facilitate the purchase of appliances, appliances and products related to information technology by users.	100.00%	100%	-	-	2008/04/14
FID 20432 SOMOS CHEC		Colombia	Manage the resources and payments of the social financing program created to facilitate the purchase of appliances, appliances and products related to information technology by users.	80.10%	80.10%	19.90%	19.90%	2020/11/10
FID 20433 SOMOS EDEQ		Colombia	Manage the resources and payments of the social financing program created to facilitate the purchase of appliances, appliances and products related to information technology by users.	92.85%	92.85%	7.15%	7.15%	2020/11/10
FID 20434 SOMOS ESSA	(5)	Colombia	Manage the resources and payments of the social financing program created to facilitate the purchase of appliances, appliances and products related to information technology by users.	74.05%	74.05%	25.95%	25.95%	2020/11/10
FID 269 CONSIGUELO CREDIEEGSA		Guatemala	Manage the resources and payments of the social financing program created to facilitate the purchase of appliances, appliances and products related to information technology by users.	80.90%	80.90%	19.10%	19.10%	2022/01/5
FID 20435 SOMOS CENS		Colombia	Manage the resources and payments of the social financing program created to facilitate the purchase of appliances, appliances and products related to information technology by users.	91.52%	0.00%	8.48%	0.00%	2022/09/30

- (1) In May 2024, ENSA - Elektra Noreste S.A. repurchased 5,972 of its own shares from members of the group of former employees of IRHE.
- (2) EPM acquired 77.109.253 ordinary shares of EMVARIAS for an amount of \$ \$129,157.
- (3) In January 2024, EPM LATAM capitalized Promobiliaria for USD 122,180 at a value per share equal to one United States dollar (USD 1.00). In addition, in May 2024, EPM LATAM capitalized Promobiliaria for USD 407,045 at a value per share equal to one U.S. dollar (USD 1.00).
- (4) On January 26, 2024, it was approved to capitalize SOMOS with USD 55 million. In February 2024, the investment of the Somos Stand-alone Trust was reduced by \$9,279 and during May, July, August and September the investment in SOMOS decreased by \$2,000 (\$500 per month as a restitution of contributions according to the authorization of the Board of Directors of 02/16/2024, for administration expenses of the branch. Additionally, during August and September the investment in SOMOS decreased by \$885, as a restitution of contributions according to the authorization of the Board of Directors of 08/09/2024, for payment of consulting.
- (5) During the year 2024 ESSA has transferred \$1,760 to SOMOS.

The financial information of the Group's subsidiaries that have significant non-controlling interests as of the date of the reporting period is as follows:

September 30 2024	Current Assets	Non-current assets	Current liabilities	Non-current liabilities	Ordinary income	Period Result	OCI	Total comprehensive income	Statement of cash flows
						Continued operations			
Elektra Noreste S.A. (ENSA)	1,041,083	3,019,928	941,328	1,859,466	2,502,481	283,669	92,205	375,874	50,752
Empresa Eléctrica de Guatemala S.A. (EEGSA)	1,002,686	2,068,485	601,235	854,542	2,388,579	202,041	217,276	419,317	28,365
Electrificadora de Santander S.A. E.S.P. (ESSA)	656,592	2,084,601	456,215	1,123,926	1,699,537	235,785	-	235,785	246,265
Centrales Eléctricas del Norte de Santander S.A. E.S.P. (CENS)	426,249	1,282,011	330,179	820,701	1,144,063	119,458	-	119,458	2,372
Distribuidora Eléctrica del Sur S.A. de C.V. (DELSUR)	514,115	576,468	52,348	357,481	1,161,929	72,825	23,542	96,367	10,963
Central Hidroeléctrica de Caldas S.A. E.S.P. (CHEC)	3,273	1,287,801	322,616	681,932	1,029,856	15,296	118	153,078	23,553
Crediegsa S.A. (CREDIEGSA)	331,905	6,327	317,215	6,691	1,596	3,692	1,869	5,561	229,115
Aguas Nacionales EPM S.A. E.S.P. (AGUNAL)	334,483	2,791,699	5,532	498,959	372,257	209,577	-	209,577	292,439
EPM Inversiones S.A.	41,121	1,968,526	2,125	182	-	362,033	(43,053)	31,898	23,917
Empresa de Energía del Quindío S.A. E.S.P. (EDEQ)	196,444	340,883	107,562	20,683	344,195	49,628	25	49,653	70,901
Comercializadora Eléctrica de Guatemala S.A. (COMEGSA)	194,278	247	72,038	23,892	481,901	18,905	10,326	29,231	1,136
Other participations <sup>1</sup>	455,388	2,604,036	468,659	856,809	721,233	126,547	130,514	257,061	174,971

Amounts stated in millions of Colombian

December 31 2023	Current Assets	Non-current assets	Current liabilities	Non-current liabilities	Ordinary income	Period Result	OCI	Total comprehensive income	Statement of cash flows
						Continued operations			
Elektra Noreste S.A. (ENSA)	835,072	2,597,058	1,403,402	1,143,850	3,045,991	226,436	(256,083)	(29,647)	24,625
Empresa Eléctrica de Guatemala S.A. (EEGSA)	914,211	1,862,256	588,020	760,416	3,272,272	270,903	(309,846)	(38,943)	37,508
Electrificadora de Santander S.A. E.S.P. (ESSA)	595,550	2,063,612	500,340	1,075,600	2,097,785	220,902	(24,912)	195,990	163,175
Centrales Eléctricas del Norte de Santander S.A. E.S.P. (CENS)	413,812	1,259,083	395,102	786,582	1,418,185	68,595	(33,018)	35,577	60,313
Distribuidora Eléctrica del Sur S.A. de C.V. (DELSUR)	343,440	493,591	339,421	310,937	1,503,577	76,778	(46,247)	30,531	6,624
Central Hidroeléctrica de Caldas S.A. E.S.P. (CHEC)	326,371	1,234,521	362,366	582,635	1,313,909	171,702	(2,546)	169,156	44,701
Comercializadora Eléctrica de Guatemala S.A. (COMEGSA)	154,036	1,060	53,982	15,723	740,557	15,956	(22,261)	(6,305)	4,812
Empresa de Energía del Quindío S.A. E.S.P. (EDEQ)	174,644	352,599	125,972	189,444	428,759	59,853	(3,618)	56,235	60,354
Transportista Eléctrica Centroamericana S.A. (TRELEC)	49,221	1,283,013	156,902	346,251	237,174	118,630	(201,766)	(83,136)	231
Aguas Regionales EPM S.A. E.S.P.	33,212	250,937	43,727	89,840	89,211	8,558	-	8,558	6,569
Other participations <sup>1</sup>	961,597	5,381,262	634,658	827,993	1,060,199	662,744	(146,600)	516,144	589,386

Amounts stated in millions of Colombian pesos -

<sup>1</sup> Corresponds to investments in subsidiaries where the non-controlling interest is not significant in terms of its equity interest and/or the amount of the financial figures of each entity, and includes the following subsidiaries: Empresas Varias de Medellín S.A. E.S.P., Hidroecológica del Teribe S.A., Enérgica S.A., Inmobiliaria y Desarrolladora Empresarial de América S.A. (IDEAMSA), Innova Tecnología y Negocios S.A. de C.V., Aguas de Malambo S.A. E.S.P., Empresa de Aguas del Oriente Antioqueño S.A. E.S.P., Transportista Eléctrica Centroamericana S.A. (TRELEC) and Aguas Regionales EPM S.A. E.S.P.

The results for the period, dividends paid, and equity assigned to non-controlling interests as of the date of the reporting period are as follows:

Non-controlling participations	September 30 2024			
	Equity	Profit or loss	Other Comprehensive Income	Dividends paid
Elektra Noreste S.A. (ENSA)	614,904	138,502	-	(7)
Electrificadora de Santander S.A. E.S.P. (ESSA)	301,336	61,193	-	(40,131)
Empresa Electrica de Guatemala S.A. (EEGSA)	308,507	38,586	12	(29,869)
Central Hidroelectrica de Caldas S.A. E.S.P. (CHEC)	121,495	30,438	23	(15,016)
Transportista Electrica Centroamericana S.A. (TRELEC)	189,012	1,844	-	(4,715)
Hidroecologica del Teribe SA	844	(61)	77	-
Centrales Electricas del Norte de Santander S.A. E.S.P.	47,271	10,131	-	(4,373)
Distribuidora de Electricidad del Sur S.A. de C.V. (DELSUR)	28,136	9,934	-	-
Aguas Regionales EPM S.A. E.S.P.	3,985	1,659	-	-
Comercializadora Electrica de Guatemala S.A. (COMEGSA)	19,254	361	-	(2,803)
Empresa de Energia del Quindio S.A. E.S.P. (EDEQ)	15,929	3,546	2	(2,695)
Other uncontrolled participations <sup>1</sup>	32,926	8,315	2,971	(7,481)

- Amounts stated in millions of Colombian pesos -

Non-controlling participations	September 30, 2023			
	Equity	Profit or loss	Other Comprehensive Income	Dividends paid
Elektra Noreste S.A. (ENSA)	494,347	72,125	-	20
Electrificadora de Santander S.A. E.S.P. (ESSA)	276,085	45,821	-	30,429
Empresa Electrica de Guatemala S.A. (EEGSA)	275,376	39,282	(275)	28,047
Central Hidroelectrica de Caldas S.A. E.S.P. (CHEC)	120,592	30,446	1,250	-
Transportista Electrica Centroamericana S.A. (TRELEC)	162,349	17,662	-	4,790
Centrales Electricas del Norte de Santander S.A. E.S.P.	44,100	5,458	-	7,880
Distribuidora de Electricidad del Sur S.A. de C.V. (DELSUR)	26,567	10,546	-	44
Aguas Regionales EPM S.A. E.S.P.	38,012	1,889	-	-
Comercializadora Electrica de Guatemala S.A. (COMEGSA)	16,854	2,650	-	4,688
Empresa de Energia del Quindio S.A. E.S.P. (EDEQ)	13,943	2,827	(2)	2,479
Other uncontrolled participations <sup>(1)</sup>	29,697	8,032	1	8,281

- Amounts stated in millions of Colombian pesos -

(1) Corresponds to investments in subsidiaries where the non-controlling interest is not significant and includes the following companies: Inmobiliaria y Desarrolladora Empresarial de América S.A., Enérgica S.A., Aguas de Malambo S.A. E.S.P., Empresa de Aguas del Oriente Antioqueño S.A. E.S.P., Hidroecológica del Teribe S.A., Crediegsa S.A., Aguas Nacionales EPM S.A. E.S.P., Empresas Varias de Medellín S.A. E.S.P. and Almacenaje y Manejo de Materiales Eléctricos S.A.

### 8.1 Significant restrictions

As of September 30, 2024, and December 31, 2023, the Group has no significant restrictions to access or use the assets, settle liabilities of the Group, nor do the non-controlling interests have protective rights that may restrict the Group's ability to access or use the assets and settle the liabilities of the subsidiaries or restrict dividends and other capital distributions.

### 8.2 Consolidated structured entities

As of September 30, 2024, and 2023, the Group has the following consolidated structured entities:

Structured Entity	September 30 2024			
	Participation in the entity	Total Assets	Total liabilities	Net result of the period
FID 20431 SOMOS	100%	292,016	24,481	498
FID 20432 SOMOS CHEC	80.10%	37,445	1,198	3,778
FID 20433 SOMOS EDEQ	92.85%	10,525	215	1,191
FID 20434 SOMOS ESSA	74.05%	18,142	1,377	1,307
FID 269 CONSÍGUELO	80.90%	6,643	1,559	(135)
FID 20435 SOMOS CENS	91.52%	3,799	13	379

Amounts stated in millions of Colombian pesos -

Entidad estructurada	Diciembre 2023			
	Participación en la entidad	Activos totales	Pasivos totales	Resultado neto del período
FID 20431 SOMOS EPM (antes Patrimonio Autónomo Financiación Social)	100%	294,404	18,736	49,455
FID 20432 SOMOS CHEC	80.10%	33,637	1,173	5,335
FID 20433 SOMOS EDEQ	92.85%	9,586	466	1,428
FID 20434 SOMOS ESSA	74.05%	16,150	692	1,077
FID 269 CONSÍGUELO	80.90%	5,238	952	(2,304)
FID 20435 SOMOS CENS	91.52%	2,576	(131)	273

- Cifras en millones de pesos colombianos -

The Group has no obligation to provide financial support to the above structured entities.

### 8.3 Loss of control of subsidiaries

As of June 30, 2024, and December 31, 2023, there were no transactions or economic events implying the loss of control of subsidiaries.

## Note 9. Investments in associates

The details of the Group's investments in associates as of the date of the reporting period are as follows:

Associate name	Location (Country)	Main activity	Percentage of participation and voting rights		Creation date
			September, 2024	December, 2023	
Hidroeléctrica Ituango S.A. E.S.P.	Colombia	Promotion, design, construction, operation, maintenance and commercialization of energy at the national and international level of the Pescadero Hituango Hydroelectric Power Plant	46.45%	46.45%	8/06/1998
Hidroeléctrica del Rio Aures S.A. E.S.P. (1)	Colombia	Generation and commercialization of electric power through a hydroelectric power plant, located in the jurisdiction of the municipalities of Abejorral and Sonson. Of the Department of Antioquia	8.43%	8.43%	14/05/1997
UNE EPM Telecomunicaciones S.A.	Colombia	Provision of telecommunications services Information and communication technologies Information services and follow-up activities.	50.00%	50.00%	23/06/2006
Inversiones Telco S.A.S.	Colombia	Invest in companies whose social objects are based on the provision of business process outsourcing (BPO) services for companies, especially but not limited to telecommunications companies.	50.00%	50.00%	5/11/2013

The value of investments in associates as of the date of the reporting period is as follows:

Associate	September 30, 2024				December 31, 2023			
	Investment value				Investment value			
	Cost	Equity metod	Impairment	Total	Cost	Equity metod	Impairment	Total
UNE EPM Telecomunicaciones S.A.	2,642,488	(1,740,873)	-	901,615	2,642,488	(1,681,261)	-	961,227
Inversiones Telco S.A.S.	55,224	21,966	-	77,190	55,224	21,042	-	76,266
Hidroeléctrica Ituango S.A. E.S.P.	34,313	(8,289)	(6,420)	19,604	34,313	(9,262)	(6,420)	18,631
<b>Total investments in associates</b>	<b>2,732,025</b>	<b>(1,727,196)</b>	<b>(6,420)</b>	<b>998,409</b>	<b>2,732,025</b>	<b>(1,669,481)</b>	<b>(6,420)</b>	<b>1,056,124</b>

Amounts stated in millions of Colombian pesos -

The detail of the equity method recognized in income for the period and in other comprehensive income for the period is as follows:

Associated	September 30, 2024			December 31, 2023		
	Period equity method		Total	Period equity method		Total
	Period Result	Other comprehensive		Period Result	Other comprehensive	
UNE EPM Telecomunicaciones S.A.	(60,229)	-	(60,229)	(571,895)	167,274	(404,621)
Inversiones Telco S.A.S.	2,919	-	2,919	2,251	-	2,251
Hidroeléctrica Ituango S.A. E.S.P.	973	-	973	1,350	-	1,350
<b>Total</b>	<b>(56,337)</b>	<b>-</b>	<b>(56,337)</b>	<b>(568,294)</b>	<b>167,274</b>	<b>(401,020)</b>

Amounts stated in millions of Colombian pesos -

The financial information of the Group's significant associates at the date of the reporting period is as follows. All associates are accounted for by the equity method in the consolidated financial statements:

September 30, 2024	Current Assets	Non-current assets	Current liabilities	Non-current liabilities	Ordinary income	Period Result	Other comprehensive income	Total comprehensive income
						Continued operations		
UNE EPM Telecomunicaciones S.A.	5,018,490	5,211,687	5,629,643	4,352,079	3,589,973	(120,867)	379,258	258,391
Inversiones Telco S.A.S.	210,864	91,738	118,334	30,481	327,661	5,837	0	5,837
Hidroeléctrica Ituango S.A. E.S.P.	44,640	14,010	1,539	1,704	0	2,093	0	2,093

Amounts stated in millions of Colombian pesos -

December 31, 2023	Current Assets	Non-current assets	Current liabilities	Non-current liabilities	Ordinary income	Period Result	Other comprehensive income	Total comprehensive income
						Continued operations		
UNE EPM Telecomunicaciones S.A.	1,169,599	9,090,419	2,724,878	7,176,338	5,457,904	(1,144,778)	334,547	(810,231)
Inversiones Telco S.A.S.	183,606	82,710	92,334	22,044	500,928	4,501	-	4,501
Hidroeléctrica Ituango S.A. E.S.P.	37,336	65,545	1,408	50,669	-	3,371	-	3,371

Amounts stated in millions of Colombian pesos -

The financial information of these companies, which is the basis for applying the equity method, is prepared under Colombian Accepted Accounting and Financial Reporting Standards (NCIF) and adjusted to the Group's accounting policies.

### Significant restrictions

As of September 30, 2024 and December 31, 2023, the Group has no significant restrictions on investments in associates related to the transfer of funds to the Group in the form of cash dividends, or repayment of loans or advances made by the Group, except for the case of UNE EPM Telecomunicaciones S.A., in which it will be mandatory to distribute to the shareholders of UNE EPM Telecomunicaciones S.A., which is a subsidiary of the Group. in which it shall be mandatory to distribute as a dividend at least fifty percent (50%) of the net profit for the period after appropriations and/or legal, statutory, and occasional reserves, provided that the level of consolidated financial indebtedness does not exceed 2 times the EBITDA for the same period.

## Note 10. Trade and other receivables

Details of the Group's trade and other receivables as of the reporting periods are as follows:

Trade and other accounts receivable	September 2024	December 2023
<b>Non-current</b>		
Public service Debtors <sup>1</sup>	2,510,267	3,048,413
Value-of-the-public services Impairment <sup>2</sup>	(766,200)	(850,565)
Employee loans	175,441	147,016
Value-based loans employees Impairment	(70)	(265)
Contracts for the management of public services <sup>3</sup>	566,894	594,312
Other services <sup>5</sup>	52	34
Other Debtors Receivable	134,190	146,821
Value-based other loans Impairment <sup>7</sup>	(23,152)	(24,662)
<b>Non-current total</b>	<b>2,597,422</b>	<b>3,061,104</b>
<b>Current</b>		
Public service Debtors <sup>1</sup>	10,290,213	9,696,236
Value-of-the-public services Impairment <sup>2</sup>	(2,883,320)	(2,332,062)
Employee loans	70,788	95,956
Value-based loans employees Impairment	(98)	(94)
Other contracts with customers	3,133	5,049
Dividends and participations receivable <sup>4</sup>	42,404	1
Contracts for the management of public services <sup>3</sup>	100,314	110,419
Indemnities <sup>6</sup>	7,609	6,933
Other services <sup>5</sup>	563,655	536,652
Other Debtors Receivable	956,892	879,991
Value-based other loans Impairment <sup>7</sup>	(584,857)	(535,689)
<b>Total current</b>	<b>8,566,733</b>	<b>8,463,392</b>
<b>Total</b>	<b>11,164,155</b>	<b>11,524,496</b>

- Amounts stated in millions of Colombian pesos -

The total portfolio presented a decrease of \$360,341, equivalent to 3.13%, mainly explained by the following reasons:

<sup>1</sup> Increase in public service debtors, by \$55,831, originating from accounts receivable for energy subsidies, mainly in the subsidiaries AFINIA, CENS and ESSA, due to an increase in the rate.

Accounts receivable from debtors of public services do not generate interest and the term for their collection is generally 12 days, except for the non-current portfolio originated by the constitution of long-term financing plans for the connection of new customers to the system, or as a consequence of financing plans for the recovery of the portfolio.

It is important to note that the tariff option has been reflecting a decrease and no new balances are generated.

The behavior of this account receivable is as follows:

Subsidiary	Date	Capital	Interes	Cumulative total
AFINIA	September 2024*	(341,803)	175,309	(166,494)
	December 2023**	1,327,314	339,517	1,666,831
EPM	September 2024*	(122,847)	(31,172)	(154,019)
	December 2023**	582,896	147,905	730,801
CENS	September 2024*	(35,021)	(9,885)	(44,906)
	December 2023**	138,867	35,766	174,633
CHEC	September 2024*	(23,502)	(12,993)	(36,495)
	December 2023**	117,507	21,877	139,384
ESSA	September 2024*	(35,170)	(12,787)	(47,957)
	December 2023**	112,378	19,904	132,282
EDEQ	September 2024*	(20,430)	215	(20,215)
	December 2023**	59,775	10,054	69,829
<b>Total EPM Group movement - September 2024</b>		<b>(578,773)</b>	<b>108,687</b>	<b>(470,086)</b>
<b>Total EPM Group balance - December 2023</b>		<b>2,338,737</b>	<b>575,023</b>	<b>2,913,760</b>
<b>Total EPM Group</b>		<b>1,759,964</b>	<b>683,710</b>	<b>2,443,674</b>

- Amounts stated in millions of Colombian pesos -

\* Corresponds to the movement between January 1, 2024, to September 30, 2024

\*\* Corresponds to the accumulated balance as of December 2023

The cumulative total corresponding to the rate option includes the interest paid for \$683,709 and the estimated recovery period of the rate option portfolio is 6 years, starting in 2024. (See note “Impairment of tariff option”).

<sup>2</sup> Increase in the impairment of the public services portfolio for COP 466,893, primarily in the affiliate AFINIA, due to the aging of overdue accounts in the massive billing portfolio and a decrease in the collection rate, which has increased the unpaid portion of the portfolio.

<sup>3</sup> Reduction in contracts for public services management by COP 37,523, attributed to the reduction in the MXN/COP exchange rate from 225 to 211, affecting accounts receivable for plant construction in the affiliate TICSА.

<sup>4</sup> Increase in dividends and participations receivable totaling COP 42,403, resulting from dividends declared to ISA COP 36,158, Soc. Trans. de Gas de Oriente COP 4,212, TELCO COP 2,026, ENEL COP 6, and TERPEL COP 1.

<sup>5</sup> An increase of COP 27,021 in the other services account, primarily due to cash held by EEGSA and exchange rate conversion adjustments.



<sup>6</sup> An increase of COP 676 in the indemnification account, stemming from an account receivable by the affiliate CHEC from Weg Colombia SAS for consequential damages related to contract breaches.

<sup>7</sup> The increase in impairment of other loans of \$47,658, 528 was mainly in the subsidiaries Somos Servicios Integrados, due to the aging of the portfolio, and in TICSA, also due to the aging of the portfolio for building and operating wastewater treatment plants.

Long-term receivables are measured primarily at amortized cost under the effective interest rate method, and short-term receivables are presented at face value, except for accounts receivable which are measured at fair value of: i) the account receivable associated with the contract for the firm supply of liquid fuel (ACPM) for the La Sierra and Termodorada thermoelectric plants, the updating of which is carried out in accordance with the value of the fuel unit stipulated in the contract.

#### Trade receivable from reinsurance activity

The Group defined that the business model for accounts receivable is to receive contractual cash flows, for which reason they are initially measured at fair value and subsequently measured at amortized cost, using the effective interest rate

The detail of accounts receivable reinsurance activity is as follows:

Accounts receivable reinsurance activity	September 2024	December 2023
Insurance and reinsurance services <sup>(1)</sup>	1,030	41,160
<b>Total</b>	<b>1,030</b>	<b>41,160</b>

- Amounts stated in millions of Colombian pesos -

<sup>1</sup> The value of insurance and reinsurance services as of September 2024, corresponds to the premium for the CAR/DUS program of the Tepuy project, with the insurance company Seguros Generales Suramericana. The decrease with respect to December 2023 is due to the collection of the premium for the CAR Ituango program with reinsurer Seguros Generales Suramericana.

#### Impairment of accounts receivable

The Group measures the value correction for expected losses over the life of the asset, using the simplified approach, which consists of taking the present value of credit losses arising from all possible default events, at any time during the life of the operation.

This alternative is taken given that the volume of customers handled by the Group is very high and the measurement and control of risk in stages can lead to errors and an underestimation of impairment.

The expected loss model is a forecasting tool that projects the probability of default or default on the portfolio within the next twelve months. Each obligation is assigned an individual probability of non-payment that is calculated from a probability model, which involves sociodemographic, product, and behavioral variables.

Although the impairment forecast for the annual term is obtained based on the customer's payment behavior data, contained during the period in question, the same does not occur when the impairment of the monthly periods comprising the annual term is recorded. In the latter case, the impairment recorded for the month under assessment is the one obtained with the payment behavior data of the previous month.

As of the cut-off date, the age analysis of accounts receivable at the end of the period reported to be impaired is as follows:

Accounts receivable aging	September 2024		December 2023	
	Gross book value	Expected credit losses over the lifetime	Gross book value	Expected credit losses over the lifetime
<b>Public service debtors</b>				
Current	8,675,545	(1,103,197)	8,774,232	(1,056,226)
Less than 30 days	895,656	(90,354)	1,294,875	(83,437)
30-60 days	285,645	(89,328)	226,026	(67,720)
61-90 days	383,442	(81,746)	272,001	(69,091)
91-120 days	158,090	(108,921)	124,020	(81,777)
121-180 days	285,586	(231,126)	215,974	(176,447)
181-360 days	616,809	(549,245)	470,101	(423,602)
Greater than 360 days	1,499,707	(1,395,603)	1,367,420	(1,224,327)
<b>Total debtors for public services</b>	<b>12,800,480</b>	<b>(3,649,520)</b>	<b>12,744,649</b>	<b>(3,182,627)</b>
<b>Other debtors</b>				
Current	1,368,086	(117,811)	1,050,863	(103,598)
Less than 30 days	77,209	(7,118)	119,689	(9,683)
30-60 days	40,102	(5,630)	13,516	(3,972)
61-90 days	14,091	(4,727)	18,208	(7,931)
91-120 days	9,401	(3,779)	10,785	(4,849)
121-180 days	19,201	(8,730)	23,511	(8,113)
181-360 days	127,465	(31,988)	131,675	(20,225)
Greater than 360 days	965,817	(428,394)	1,154,937	(402,339)
<b>Total Other Debtors</b>	<b>2,621,372</b>	<b>(608,177)</b>	<b>2,523,184</b>	<b>(560,713)</b>
<b>Total debtors</b>	<b>15,421,852</b>	<b>(4,257,697)</b>	<b>15,267,833</b>	<b>(3,743,340)</b>

- Amounts stated in millions of Colombian pesos -

With respect to the age of delinquency, it has been observed that the variation of the portfolio in service debtors is concentrated in the age range of less than 30 days and without delinquency, where there was a decrease due to the payment of energy subsidies (energy and water) and recovery of the tariff option in the power subsidiaries of the group on a national level. In other accounts receivable, the portfolio's variation is in the range of non-performing loans with an increase mainly due to declared dividends in EPM, more projects in the subsidiary TICSА and for the placement of new financing credits in the subsidiary Somos Servicios Integrados Sucursal Colombia.

The portfolio impairment, accounts receivable from public utilities, is mainly concentrated in in the range of greater than 360 days, with an increase due to the rolling of the portfolio corresponding to the massive invoicing in the subsidiary AFINIA. In the other accounts receivable account, the variation is also in the range of greater than 360 days due to the aging of the portfolio of construction and operation projects for wastewater treatment plants in the subsidiary TICSА, and in the subsidiary Somos Servicios Integrados Sucursal Colombia, also due to the aging of the portfolio of loans granted.

The reconciliation of the portfolio's expected credit losses is as follows:

Expected credit losses over the life of the asset	September 2024	December 2023
Value correction at the beginning of the period	(3,743,338)	(2,986,248)
Impairment changes to the accounts receivable held at the beginning of the period	(529,406)	(718,245)
Financial assets not derecognized during the Period	360,352	394,858
New financial assets originated or purchased	(1,046,355)	(1,263,762)
Cancellations	642,348	746,179
Changes in Risk Models/Parameters	48,445	36,172
Difference in change and other movements	10,255	47,708
<b>Final Balance <sup>1</sup></b>	<b>(4,257,699)</b>	<b>(3,743,338)</b>

Amounts stated in millions of Colombian pesos -

<sup>1</sup> The value of the accumulated impairment reflected a increase by \$514,361, mainly explained by the rolling of the portfolio of the massive invoicing of residential public utilities in the subsidiary AFINIA, construction and operation projects in the subsidiary TICSA and the credits granted in the card of the subsidiary Somos Servicios Integrados.

It is important to highlight that the impairment of the tariff option is showing a recovery, as detailed below:

Subsidiary	Date	Cumulative total
AFINIA	September 2024*	23,407
	December 2023	(371,697)
EPM	September 2024*	9,354
	December 2023	(134,386)
CENS	September 2024*	11,849
	December 2023	(43,658)
CHEC	September 2024*	7,070
	December 2023	(25,203)
ESSA	September 2024*	5,206
	December 2023	(16,904)
EDEQ	September 2024*	2,203
	December 2023	(3,391)
<b>Total EPM Group - September 2024</b>		<b>59,089</b>
<b>Total EPM Group - December 2023</b>		<b>(595,239)</b>
<b>Total EPM Group</b>		<b>(536,150)</b>

- Amounts stated in millions of Colombian pesos -

\* Corresponds to the movement from January to September 2024

The reconciliation of the portfolio's is as follows:

Accounts receivable balance	September 2024	December 2023
Financial assets initial balance	15,267,833	12,932,181
New financial assets originated or purchased	55,357,274	65,495,584
Financial asset write-offs	(54,866,793)	(62,588,995)
Derecognized financial assets	(360,352)	(394,858)
Valuation at amortized cost	(35,730)	(22,838)
Other changes	59,620	(153,241)
<b>Final Balance <sup>1</sup></b>	<b>15,421,852</b>	<b>15,267,833</b>

- Amounts stated in millions of Colombian pesos -

<sup>1</sup> The increase by \$154,019, is mainly due to the increase in the energy rate of the Subsidiary AFINIA, dividends receivable from ISA, Soc. Trans. de Gas de Oriente, TELCO, ENEL and TERPEL.

The Group penalizes the values of impaired financial assets against impairment recognized in a corrective account when:

- Recorded receivables do not represent certain rights, assets or obligations for the entity.
- It is not possible to collect the right or obligation, by coercive or judicial jurisdiction.
- It is not possible to legally impute the value of the portfolio to any person, natural or legal.
- Once the cost-benefit ratio has been evaluated and established, it is more onerous to advance the collection process than the value of the obligation.

The Group recognizes all impairment losses through a corrective account and not directly.

#### Responsible Bodies for Punishment

The person or agency with the appropriate authorization approves the punishment in each company.

## Note 11. Other financial assets

The detail of other financial assets at the end of the period is as follows:

Other financial assets	September 2024	December 2023
<b>Non current</b>		
<b>Derivatives designated as hedging instruments under hedge accounting</b>		
Swap Contracts <sup>1</sup>	111,876	1,111
Futures contracts	270	69
<b>Total derivatives designated as hedging instruments under hedge accounting</b>	<b>112,146</b>	<b>1,180</b>
<b>Financial assets measured at fair value through profit or loss</b>		
Fixed income securities	6,966	5,444
Equity securities	479,475	426,300
Fiduciary rights	313,310	330,022
<b>Total financial assets measured at fair value through profit or loss</b>	<b>799,751</b>	<b>761,766</b>
<b>Financial assets designated to fair value through the other comprehensive income</b>		
Equity instruments <sup>2</sup>	1,719,722	1,562,842
<b>Total financial assets designated to fair value through the other comprehensive income</b>	<b>1,719,722</b>	<b>1,562,842</b>
<b>Financial assets measured at amortized cost</b>		
Fixed income securities	1,260	1,258
<b>Total financial assets measured at amortized cost</b>	<b>1,260</b>	<b>1,258</b>
Financial leasing	7,596	14,265
<b>Total other non-current financial assets</b>	<b>2,640,475</b>	<b>2,341,311</b>
<b>Current</b>		
<b>Derivatives designated as hedging instruments under hedge accounting</b>		
Futures contracts	9,166	19
<b>Total derivatives designated as hedging instruments under hedge accounting</b>	<b>9,166</b>	<b>19</b>
<b>Financial assets measured at fair value through in profit or loss</b>		
Derivatives that are not under hedge accounting <sup>3</sup>	-	31,453
Fixed income securities <sup>4</sup>	463,078	420,809
Investments pledged <sup>5</sup>	20,240	808
Fiduciary rights	4,324	316
<b>Total financial assets measured at fair value through profit or loss</b>	<b>487,642</b>	<b>453,386</b>
<b>Financial assets measured at amortized cost</b>		
Fixed income securities	92,998	48,831
<b>Total financial assets measured at amortized cost</b>	<b>92,998</b>	<b>48,831</b>
Financial leasing	14,208	15,061
<b>Total other current financial assets</b>	<b>604,014</b>	<b>517,297</b>
<b>Total other financial assets</b>	<b>3,244,489</b>	<b>2,858,608</b>

- Amounts stated in millions of Colombian pesos -

<sup>1</sup> Corresponds to the right of swaps under hedge accounting. The variation is due to the considerable devaluation of the Colombian peso against the dollar as of September 2024, of 8.95%, which causes a valuation of the right and consequently an increase in the account of the asset referring to swap contracts.

<sup>2</sup> The increase in equity instruments was caused by the increase in the share price of Interconexión Eléctrica S.A. E.S.P., given that their fair value is determined by the market price.

<sup>3</sup> It corresponds to the climate derivative contracted to cover the existing risk of dry seasons that imply a decrease in hydropower generation and the rise in energy prices on the stock market. This financial instrument aims to provide protection to the organization when events materialize that may prevent the fulfillment of contractual commitments that involve buying energy on the stock exchange at market prices that may be unfavorable. With the climate derivative, part of this impact is transferred to the market, which would reduce the effect on the Group's financial results.

<sup>4</sup> The increase in fixed income securities of \$42,269 It is mainly justified by temporarily invested resources, coming from Club Deal disbursements for US\$96 million and AFD by US\$33 million.

<sup>5</sup> In pledged investments, the increase of \$19,432, This is due to the increase in operations on the energy exchange, which require Colombian TES securities as collateral.

Financial assets designated at fair value through profit or loss are assets whose contractual cash flows are highly liquid. The Group classifies a financial asset in this category if it is acquired primarily for the purpose of being sold in the short term.

This includes investments to optimize surplus liquidity, i.e., all those resources that are not immediately allocated to the development of the activities that constitute the company's corporate purpose. The investment of surplus liquidity is made under the criteria of transparency, security, liquidity and profitability, under the guidelines of adequate control and under market conditions without speculative intent.

Conventional purchases and sales of financial assets are accounted for using the trading date.

#### 11.1 Financial assets designated at fair value through profit or loss through comprehensive income.

##### 11.1.1. Equity investments designated at fair value through profit or loss through comprehensive income.

The detail of equity investments designated at fair value through other comprehensive income is as follows:

Equity investment	September 2024	December 2023
Interconexión Eléctrica S.A. E.S.P. <sup>1</sup>	1,669,133	1,512,779
Promioriente S.A. E.S.P.	39,541	39,541
Reforestadora Industrial de Antioquia S.A.	4,947	4,947
Hidroeléctrica del Rio Aures S.A. E.S.P.	2,478	2,478
Electrificadora del Caribe S.A. E.S.P.	1,386	1,385
Unidad de Transacciones SA. de C.V.	633	-
Gestión Energética S.A. E.S.P.	594	581
Other investments <sup>2</sup>	1,010	1,131
<b>Total</b>	<b>1,719,722</b>	<b>1,562,842</b>
Dividends recognized during the period related to investments that remain recognized at the end of the period <sup>3</sup>	116,913	178,222
<b>Recognized dividends during the period</b>	<b>116,913</b>	<b>178,222</b>

- Amounts stated in millions of Colombian pesos -

<sup>1</sup> As of September 30, 2024, the stock market Price of Interconexión Eléctrica S.A. E.S.P. closed at \$17,080 (2023: \$15,480).

<sup>2</sup> It include investments in: Terminal de Transporte de Bucaramanga S.A., Duke Energy Guatemala y Cia. S.A., Organización Terpel S.A., Emgesa S.A. E.S.P., Banco Davivienda S.A., Sin Escombros S.A.S., Hotel de Turismo Juana Naranjo, Central de Abastos de Cúcuta S.A., Fid Bancolombia PA Cadenalco, Orazul

Energy, Fosfonorte S.A., Compañía de Alumbrado Eléctrico de Santa Ana S.A., Compañía de Alumbrado Eléctrico de San Salvador S.A., Cenfer S.A., Credieegsa S.A., Empresa Distribuidora del Pacífico S.A. E.S.P., Banco Bilbao Vizcaya Argentaria Colombia S.A., Central Hidroeléctrica de Betania S.A. and Acerías Paz del Río S.A.

<sup>3</sup> It corresponds to dividends recognized as of September 30, 2024, for \$116,913 (2023: \$178,222), that are disclosed under investment dividends in the statement of cash flows.

The equity investments indicated in the table above are not held for trading purposes but are held for medium and long-term strategic purposes. The Group's management considers that the classification for these strategic investments provides more reliable financial information than reflecting the changes in their fair value immediately in the income statement for the period.

### 11.2 Reclassifications of financial assets

The Group has not made any changes to the business model for the management and administration of financial assets, so no financial assets have been reclassified.

## Note 12. Cash and cash equivalents.

The composition of cash and cash equivalents at the end of the period is as follows:

Cash and cash equivalents	September 30, 2024	December 31, 2023
Cash in hand and banks	1,977,349	2,216,853
Other cash equivalents <sup>1</sup>	757,015	1,086,965
<b>Total cash and cash equivalents presented in the statement of financial position</b>	<b>2,734,364</b>	<b>3,303,818</b>
<b>Total cash and cash equivalents presented in the statement of cash flows</b>	<b>2,734,364</b>	<b>3,303,818</b>
<b>Restricted cash and cash equivalents <sup>2</sup></b>	<b>298,391</b>	<b>447,930</b>

- Amounts stated in millions of Colombian pesos -

<sup>1</sup> Includes restricted funds \$298,391 (2023: \$447,930) and cash equivalents \$458,624 (2023: \$639,034).

<sup>2</sup> Of this \$44,410 (2023: \$59,346) corresponds to non-current cash restricted and \$253,981 (2023: \$388,584) corresponds to current cash restricted.

Cash investments mature within three months or less from the date of acquisition and earn interest at market rates for this type of investment.

The Group has restrictions on cash and equivalents cash detailed below: as of September 30, 2024, the fair value of restricted cash equivalents is \$298,391 (2023: \$447,930):

Fund or EPM agreement	Destination	September 30, 2024	December 31, 2023
Sintraemsdes Housing Fund	To contribute to the acquisition of housing and the improvement of housing, of the servers that are beneficiaries of the conventional agreement between EPM and the unions.	40,433	34,199
Sinpro Housing Fund	To contribute to the acquisition of housing and the improvement of housing, of the servers that are beneficiaries of the conventional agreement between EPM and the unions.	38,559	31,889

Fund or EPM agreement	Destination	September 30, 2024	December 31, 2023
Premium income Corp. 6972005469	Attend to possible contingencies after the acquisition of EPRIO by EPM	8,718	8,067
Agreement account	Development Plan 2020-2023 Gobernacion de Antioquia, and EPM energy service coverage	5,601	5,100
Fondo Entidad Adaptada de Salud y Fondo Fosyga (Adapted Health Entity and Fosyga Fund)	Mechanism of control and follow-up to the collection of contributions from the contributory scheme of the General Social Security System in Health.	4,495	2,899
Ministry of Mines and Energy - Fondo Especial Cuota Fomento	Co-financing agreement for the construction, distribution infrastructure and connection to lower-income users in the municipalities of Amaga, Santafé de Antioquia, Sopetran, San Jeronimo and Ciudad Bolivar. Compressed Natural Gas and connection to users of Don Matias, Entrerrios, San Pedro, Santa Rosa and Yarumal. Convention No 106: Construction of the infrastructure for connecting users of the Valley of Aburra, the Bee, the Union and the Retiro. Convention 179: Includes the municipality of Sonson.	3,885	5,928
Agreement account	Inter-administrative agreement CT-2022-000918, indigenous schools Government	3,709	5,628
Contract No. CT-2019-001105	Contract for the supply of energy and electric power for the unregulated market and support of contracts from energy distributor and distributor S.A. E.S.P, DICEL S.A. E.S.P.	3,316	3,373
Sinpro Education Fund	To promote the welfare of the servers to meet the needs of payment of tuition, texts and endowment that are required to advance studies of own and of the family group.	3,007	2,745
Education Fund Sintraemsdes	To promote the welfare of the servers to meet the needs of payment of tuition, texts and endowment that are required to advance studies of own and of the family group.	2,725	2,557
Banco de Occidente Agreement	Agreements and transaction minutes	2,588	-
Agreement account	Seizure due to judicial processes	2,388	1,478
Sintraemsdes Calamity Fund	Promote the well-being of your servers to meet your urgent and unforeseen needs or those of your primary family group.	2,094	1,893
Calamity Fund Sinpro	Promote the well-being of your servers to meet your urgent and unforeseen needs or those of your primary family group.	1,772	1,605
Inter-administrative agreement	Agreement for the construction of 7 indigenous schools in 5 municipalities	1,574	1,458
Agreement account	Implementation of solar photovoltaic systems through the network "united by rural schools"	1,423	1,396



Fund or EPM agreement	Destination	September 30, 2024	December 31, 2023
Villages Program	To take advantage of the wood that completes its cycle of maturation in the forests planted by EPM around its reservoirs, to build housing of social interest in the municipalities of Antioquia outside the Valley of Aburra and to deliver them to families of scarce resources, preferably in situations of forced or voluntary displacement.	681	630
Motorcycle Repair Fund	To promote the welfare of official workers who operate in the regional market and use motorcycles of their own for the performance of their duties.	368	386
EAS Accounts Copayments	Receipt of resources for moderating fees and co-payments in the EAS	227	462
Agreement account	Agreement EPM_Mincien	163	-
Administration of resources for the construction of infrastructure in Madera for Emvarias in La Pradera sanitary landfill.	Management of resources for the construction of infrastructure in Wood for Emseveral in the sanitary landfill La Pradera.	106	98
Deposits Law 820	Guarantee required by the landlord to the tenant for payment of public services. According to Article 15 of Law 820 of 2003 and Regulatory Decree 3130 of 2003.	103	93
Municipality of Medellín - Land	Acquisition of sites identified and characterized within the protection zones of watersheds supplying aqueduct systems in the municipality of Medellín.	85	79
Agreements on public lighting and sanitation rates with municipalities	Agreement to manage the resources of territorial entities for payment to municipalities with collection agreements for public lighting and cleaning fees, are resources exempt from 4x1000.	80	5,570
Espíritu Santo	EPM - Espiritu Santo Liquidation	65	65
Municipality of Medellín - Aguas	Integrated water management for human consumption of the inhabitants of the municipality of Medellín.	32	30
Agreement account	Coverage contemplated in the 2020 - 2023 Development Plan of the Government of Antioquia, EPM and the Department, the connection of approximately 186 electrical installations will be carried out with alternative energy related to individual photovoltaic systems - SISFV, in different subregions of the Department of Antioquia, contributing to the increase in rural electrification coverage and improving the quality of life of the most vulnerable population.	9	230
IDEA Agreement 4600003283	Join efforts to build gas home operations in the different subregions of the Department of Antioquia under the "Gas Without Borders" program.	1	1

Fund or EPM agreement	Destination	September 30, 2024	December 31, 2023
Payment of OC solidarity contributions	The purpose of the account is to receive the transfer of solidarity contributions paid by other marketers, as well as the resources paid by the Ministry of Mines and Energy for subsidies for lower rates applied to users of the strata 1 energy service, 2 and 3.	-	254
Framework Agreement Municipality of Medellín No. 4600049285	Construction by EPM of platforms and other road elements in the city center, taking advantage of the Centro Parrilla project, that is, the renovation of aqueduct and sewerage networks.	-	653
Agreement SOMOS points	Provision of services for the operation of the key capabilities associated with the Points element of the Large-Scale Loyalty Program for the EPM Group.	-	2,126
<b>Total restricted resources EPM</b>		<b>128,205</b>	<b>120,893</b>

- Amounts stated in millions of Colombian pesos -

CARIBEMAR Fund or agreement	Destination	September 30, 2024	December 31, 2023
Assignment CONPES 150040000122 and others	Infrastructure Expansion	56,472	213,371
Fiduciary Assignment ECA - Prone Barrio SNB 9 D and others	Power network standardization program	21,504	12,495
Davivienda C.A. 037000688731	Warranty coverage	1	1,026
Banco de Bogotá Cuentas 097372106; 097372098 and others	Management Housing loan account	-	2,174
<b>Total restricted resources CARIBEMAR</b>		<b>77,977</b>	<b>229,065</b>

- Amount stated in millions of Colombian pesos -

Fund or agreement Grupo Ticsa México	Destination	September 30, 2024	December 31, 2023
Aquasol Morelia S.A. de C.V.	Trust National Bank of Works and Trust Bank of Bajío 15892649	9,755	14,195
Ecosistemas de Colima S.A. de C.V.	Trust Bank of Bajío 15892649	5,208	7,309
Ecosistemas de Tuxtla S.A. de C.V.	Trust Bank of Bajío/Multiva	4,343	6,502
Ecosistemas de Celaya S.A. de C.V.	Trust Bank of Bajío 15892649 and Trust National Bank of Works	2,933	2,111

Fund or agreement Grupo Ticsa México	Destination	September 30, 2024	December 31, 2023
Desarrollos Hidráulicos de Tam S.A. De C.V. (Dehita)	Debt payments	1,535	-
Ecosistemas de Ciudad Lerdo S.A. DE C.V. (Ecoler)	Trust bank of Bajío	3	2
<b>Total restricted resources Grupo Ticsa México</b>		<b>23,777</b>	<b>30,119</b>

- Amount stated in millions of Colombian pesos -

Fund or agreement Empresas Varias	Destination	September 30, 2024	December 31, 2023
Encargo FID 919301039524 - Pradera and others	Resources earmarked for Pradera payments	37,490	33,321
FL BBVA 423 Convenio Poda-Tala	Agreement with INDER for the washing of bridges and roofs of the stadium	43	32
Agreement 18-897796-47 EDU	Delegated administration agreement with the Municipality of Medellín for the service of cutting green areas and pruning and felling trees	30	29
FL West INDER	Delegated administration agreement with the Municipality of Medellín for the green zone cutting service	-	4
<b>Total restricted resources Empresas Varias</b>		<b>37,563</b>	<b>33,386</b>

- Amount stated in millions of Colombian pesos -

Fund or agreement Aguas Nacionales	Destination	September 30, 2024	December 31, 2023
FL ITAU 859085263 and FL ITAU 859085270	Interventoria Project	15,077	6,575
Current account Bancolombia 536423 and Others	Project Aguas de Atrato	1,943	982
ITAU savings account 153148929	Ministry Project	169	154
<b>Total restricted resources Aguas Nacionales</b>		<b>17,189</b>	<b>7,711</b>

- Amount stated in millions of Colombian pesos -

Fund or agreement CENS	Destination	September 30, 2024	December 31, 2023
Custody account BBVA XM Garantías Bancarias	Guarantee and compliance ties to cover energy purchase projects.	3,135	2,512
Government-Davivienda Agreement and Others	Carry out the execution of rural electrification works in different municipalities	943	340
Revolving Housing Fund	Préstamos de vivienda empleados de CENS S.A.	420	583
BBVA -Miniminas 756 and other	Carry out the execution of rural electrification works in the municipalities of the department of Norte de Santander.	349	6,803
<b>Total restricted resources CENS</b>		<b>4,847</b>	<b>10,238</b>

- Amount stated in millions of Colombian pesos -

Fund or agreement ESSA	Destination	September 30, 2024	December 31, 2023
Agreement Resources public hearings	Agreement signed with the Mayor of Bucaramanga	1	1
BBVA guarantees 0408	XM bank account	-	4,323
<b>Total restricted resources ESSA</b>		<b>1</b>	<b>4,324</b>

- Amount stated in millions of Colombian pesos -

Fund or agreement EDEQ	Destination	September 30, 2024	December 31, 2023
FL Davivienda Housing Fund 136270148986 FL Fiducorcorp Housing Fund 919301005560	Resources to improve the quality of life of workers through the provision of loans for the purchase and improvement of housing.	2,113	4,481
FL Davivienda Collective Portfolio 608136200000618 FL Davivienda Social Good Fund- training 136270162219	Resources to facilitate workers and their families access to higher education, health, welfare and recreation.	266	299
FL Davivienda motorbike fund 136270167200	Resources to provide workers with loans to purchase and replenish motorcycles for the performance of their work.	175	32
FL Davivienda calamity fund 136000742868	Resources earmarked for events caused by serious and unforeseen situations affecting the worker or his family.	4	3
<b>Total restricted resources EDEQ</b>		<b>2,558</b>	<b>4,815</b>

- Amount stated in millions of Colombian pesos -

Fund or agreement ELEKTRA NORESTE S.A.	Destination	September 30, 2024	December 31, 2023
La Toscana	Civil Case Retention in Process.	1,212	1,117
Aguaseo	Colón Municipality Retention.	32	30
<b>Total restricted resources ELEKTRA NORESTE S.A.</b>		<b>1,244</b>	<b>1,147</b>

- Amount stated in millions of Colombian pesos -

Fund or agreement CHEC	Destination	September 30, 2024	December 31, 2023
Custody account management XM	Attention to guarantees for operations of Class of Transactions the energy storage in stock that manages and controls XM.	1,539	2,194
CONFA special fund	Attention to social and cultural programs for CHEC employees (delegated administration contract with CONFA).	400	400
Diego Tamayo and others	Fund created for the maintenance of CHEC administrative facilities and generation plants.	204	-
Special Fund Agreement CORPOCALDAS, Government of Caldas	FL Davivienda 941 Inter-Administrative Convention	137	137
Special fund advertising guidelines	Attention to advertising guidelines through contracts with advertising agencies, CJ Martins, Rowell digital agency and Macann	123	80
special housing fund	Care of housing loans to CHEC employees, according to procedures and conditions established in the current Collective Labor Convention - CCTV	73	68
Special Fund Social Financing Plan - PFS	Attention to the micro-credits that are made to users of the company market, with charge through the energy bill.	12	11
Conservation	Created fund of specific destination for Corpocaldas and the Government of Caldas to enter the contributions of the SG 114.21 agreement	-	40
Special land fund	Management of forest conservation sites in the company's watersheds (delegated administration contract)	-	100
<b>Total restricted resources CHEC</b>		<b>2,488</b>	<b>3,030</b>

- Amount stated in millions of Colombian pesos -

Fund or agreement Aguas Regionales	Destination	September 30, 2024	December 31, 2023
Carepa Agreement	Replacement of sewerage networks	40	267
POIR Provision	Provision of resources due to differences between planned and implemented investments in El POIR at tariff close in 6.	31	1,237
Sintraemsdes Housing Fund Agreement	Housing loans to eligible officials.	27	71
<b>Total restricted resources Aguas Regionales</b>		<b>98</b>	<b>1,576</b>

- Amount stated in millions of Colombian pesos -

Fund or agreement HIDROE	Destinación	September 30, 2024	December 31, 2023
Etesa contract	Guarantee Deposit Unregulated Market Contract - MNR or Large Customers	2,111	1,269
Etesa contract	CDT for Energy Contract with Regulatory Entities (ETESA)	316	301
Administration (Employee Compensation) and Service Contracts	Service Guarantee Deposits and Cesarean Fund	12	56
<b>Total restricted resources HIDROE</b>		<b>2,439</b>	<b>1,626</b>

- Amount stated in millions of Colombian pesos -

<b>Total Grupo EPM Restricted Resources</b>	<b>298,391</b>	<b>447,930</b>
---	----------------	----------------

- Cifras en millones de pesos colombianos -

## Note 13. Loans and borrowings

The carrying amounts of loans and borrowings measured at amortized cost are as follows:

Credits and loans	September 30, 2024	December 31, 2023
<b>Non-current</b>		
Commercial banking loans	10,443,894	7,463,082
Bonds and securities issued	13,572,389	12,992,029
Multilateral banking loans	564,110	651,359
Bank loans for development	2,213,702	2,023,224
<b>Total other non-current loans and credits</b>	<b>26,794,095</b>	<b>23,129,694</b>
<b>Current</b>		
Commercial banking loans	1,722,246	2,881,436
Multilateral banking loans	114,682	125,588
Bonds and securities issued	515,715	1,501,357
Bank loans for development	290,724	238,865
Overdrafts	6,622	-
<b>Total other loans and current loans</b>	<b>2,649,989</b>	<b>4,747,246</b>
<b>Total other credits and loans</b>	<b>29,444,084</b>	<b>27,876,940</b>

*- Amounts stated in millions of Colombian pesos -*

The new credits and loans disbursed in the second quarter 2024 of the EPM Group were acquired in order to finance investment plans and working capital.

**In the third quarter of 2024, the following new credit developments were recorded:**

- EPM Parent Company: Banco de Popular for COP 90,000, UMB Bank for USD 96 million (equivalent to COP 399,390), and AFD for USD 33 million (equivalent to COP 136,601).
- Centrales Eléctricas del Norte de Santander S.A. E.S.P. (CENS): Banco de Occidente for COP 24,000 and BBVA for COP 15,000.
- Central Hidroeléctrica de Caldas (CHEC): Bancolombia for COP 35,000.
- Empresa de Energía del Quindío S.A. E.S.P. (EDEQ): Bancolombia for COP 15,000.
- Electrificadora de Santander (ESSA): Banco de Occidente for COP 38,500.
- Empresa de distribución de energía del noreste de Panamá S.A. (ENSA): Citibank for USD 38 million (equivalent to COP 156,687) and Banco General for USD 100 million (equivalent to COP 403,692).
- Grupo Deca: Banco Industrial for USD 32 million (equivalent to COP 128,988).
- Del Sur: Citibank for USD 2 million (equivalent to COP 8,328).
- TICSА: Banco de América for MXN 5 million (equivalent to COP 1,060).

The details of credits and loans by entity are as follows:

Company	Entity or loan	Original Currency	Initial date	Term	Nominal interest rate	September 30, 2024			
						IRR	Nominal value	Amortized cost value	Total Value
AFINIA	Davivienda	COP	2024/02/9	1.00	IBR + 4.95%	14.41%	6,500	135	6,635
AFINIA	Davivienda	COP	2024/02/27	1.00	IBR + 3.85%	13.58%	12,333	158	12,491
AFINIA	Findeter	COP	2024/06/19	10.00	IBR + 2%	11.77%	287,000	860	287,860
AGUAS DE ANTOFAGASTA	Banco Bice-Bci	CLP	2018/01/1	-	-	0.00%	-	-	-
AGUAS DE ANTOFAGASTA	Banco Del Estado	CLP	2015/01/14	10.00	UF + 2.9%	1.51%	17,341	103	17,444
AGUAS DE ANTOFAGASTA	Bonos	CLP	2020/12/18	5.00	UF + 0.99%	0.20%	58,714	818	59,532
AGUAS DE ANTOFAGASTA	Bonos	CLP	2020/12/18	13.00	UF + 1.44%	2.01%	352,283	21,274	373,557
AGUAS DE ANTOFAGASTA	Bonos	CLP	2021/05/14	4.50	UF + 0.99%	0.63%	58,714	689	59,403
AGUAS DE ANTOFAGASTA	Bonos	CLP	2021/05/14	12.50	UF + 1.44%	2.51%	528,425	15,912	544,337
AGUAS DE ANTOFAGASTA	Scotiabank	CLP	2022/09/28	6.00	UF + 1.4%	4.64%	496,298	(10,324)	485,974
AGUAS DE ANTOFAGASTA	Banco Del Estado	CLP	2022/11/8	6.00	UF + 0.7%	3.12%	334,669	2,491	337,160
AGUAS DE ANTOFAGASTA	Banco De Chile	CLP	2024/01/2	1.00	UF + 0.65%	1.62%	29,944	(89)	29,855
AGUAS DE ANTOFAGASTA	Scotiabank	CLP	2024/01/25	2.00	UF + 1.72%	2.04%	28,743	(225)	28,518
AGUAS DE ANTOFAGASTA	Scotiabank	CLP	2024/02/2	2.00	UF + 1.78%	1.40%	47,967	(192)	47,775
AGUAS DE ANTOFAGASTA	Banco De Credito E Inversiones	CLP	2024/04/26	5.00	UF + 1.24%	2.02%	144,436	1,325	145,761
AGUAS REGIONALES	Banco Popular	COP	2019/09/1	6.00	IBR 3M + 3%	12.94%	2,087	21	2,108
AGUAS REGIONALES	Banco De Bogota	COP	2019/10/28	6.00	DTF + 2.6%	12.58%	106	2	108
AGUAS REGIONALES	Banco Bilbao Vizcaya Argentaria	COP	2019/09/19	5.25	DTF -0.7%	9.08%	43	-	43
AGUAS REGIONALES	Banco Davivienda Sa	COP	2019/11/19	8.50	IPC + 4.8%	10.95%	9,375	168	9,543
AGUAS REGIONALES	Banco Popular	COP	2020/01/21	10.25	IBR 3M + 2.9%	12.29%	4,313	150	4,463
AGUAS REGIONALES	Banco Popular	COP	2020/03/18	10.25	IBR 3M + 2.9%	12.27%	1,797	27	1,824
AGUAS REGIONALES	Banco Popular	COP	2020/04/22	10.25	IBR 3M + 2.9%	12.24%	1,425	51	1,476



Company	Entity or loan	Original Currency	Initial date	Term	Nominal interest rate	September 30, 2024			
						IRR	Nominal value	Amortized cost value	Total Value
AGUAS REGIONALES	Banco Popular	COP	2020/05/22	10.00	IBR 3M + 2.9%	12.49%	827	16	843
AGUAS REGIONALES	Banco Popular	COP	2020/06/19	10.00	IBR 3M + 2.9%	12.52%	970	9	979
AGUAS REGIONALES	Banco Popular	COP	2020/07/21	10.00	IBR 3M + 2.9%	12.30%	1,575	49	1,624
AGUAS REGIONALES	Banco Popular	COP	2020/08/19	10.00	IBR 3M + 2.9%	12.48%	1,538	32	1,570
AGUAS REGIONALES	Banco Popular	COP	2020/09/23	10.00	IBR 3M + 2.9%	12.49%	2,100	17	2,117
AGUAS REGIONALES	Banco Popular	COP	2020/10/26	10.00	IBR 3M + 2.9%	12.46%	10,664	318	10,982
AGUAS REGIONALES	Banco Davivienda Sa	COP	2021/11/30	10.00	IBR 3M + 2.87%	12.46%	8,609	151	8,760
AGUAS REGIONALES	Banco De Occidente S.A.	COP	2022/12/1	10.00	IBR 3M + 4.75%	14.90%	22,000	199	22,199
AGUAS REGIONALES	Banco Davivienda Sa	COP	2023/07/19	10.00	IBR 6M + 4.75%	14.68%	20,000	250	20,250
AGUAS REGIONALES	Banco Davivienda Sa	COP	2024/01/15	10.00	IBR 6M + 5%	14.59%	7,000	179	7,179
AGUAS REGIONALES	Banco Popular	COP	2024/03/21	1.00	IBR 6M + 2.77%	13.67%	1,500	5	1,505
AGUAS REGIONALES	Banco De Bogota	COP	2024/03/4	1.00	12.46%	12.46%	3,500	32	3,532
AGUAS REGIONALES	Bbva	COP	2024/05/27	10.00	IBR 6M + 3.55%	12.94%	8,000	363	8,363
CENS	Bogotá	COP	2018/02/16	10.00	IBR + 2.98%	11.81%	43,073	873	43,946
CENS	Popular	COP	2017/05/15	10.00	IBR + 3.35%	11.98%	13,965	834	14,799
CENS	Popular	COP	2017/05/26	10.00	IBR + 3.35%	11.97%	3,203	179	3,382
CENS	Popular	COP	2017/06/23	10.00	IBR + 3.35%	11.90%	2,439	113	2,552
CENS	Popular	COP	2017/06/29	10.00	IBR + 3.35%	11.95%	3,808	165	3,973
CENS	Popular	COP	2017/07/18	10.00	IBR + 3.35%	12.03%	5,607	197	5,804
CENS	Popular	COP	2017/07/27	10.00	IBR + 3.35%	12.00%	2,438	78	2,516
CENS	Popular	COP	2017/08/23	10.00	IBR + 3.35%	12.28%	2,250	40	2,290
CENS	Popular	COP	2017/09/15	12.00	IBR + 3.35%	12.38%	2,416	20	2,436
CENS	Popular	COP	2017/09/19	10.00	IBR -1.8%	5.20%	2,962	146	3,108
CENS	Popular	COP	2017/09/19	10.00	IBR + 3.075%	11.67%	4,442	56	4,498
CENS	Popular	COP	2017/11/17	12.00	IBR + 3.35%	11.92%	4,226	256	4,482
CENS	Popular	COP	2017/11/17	10.00	IBR -1.8%	5.79%	2,242	198	2,440
CENS	Popular	COP	2017/11/17	10.00	IBR + 3.075%	11.39%	3,567	224	3,791
CENS	Popular	COP	2017/12/18	10.00	IBR + 3.35%	11.87%	8,750	436	9,186
CENS	Popular	COP	2018/01/18	9.00	IBR + 3.35%	12.01%	16,188	588	16,776

Company	Entity or loan	Original Currency	Initial date	Term	Nominal interest rate	September 30, 2024			
						IRR	Nominal value	Amortized cost value	Total Value
CENS	Davivienda	COP	2019/06/14	12.00	IBR + 1.15%	9.73%	14,000	1,109	15,109
CENS	Davivienda	COP	2019/06/27	12.00	IBR + 1.15%	9.71%	3,998	299	4,297
CENS	Occidente	COP	2019/12/16	7.00	IBR S.V. + 2.75%	11.21%	17,500	820	18,320
CENS	Occidente	COP	2020/01/16	7.00	IBR S.V. + 2.75%	11.33%	10,000	344	10,344
CENS	Bbva	COP	2020/07/28	7.00	IBR S.V. + 2.9%	11.74%	3,000	84	3,084
CENS	Bbva	COP	2020/09/28	7.00	IBR S.V. + 2.9%	12.00%	7,500	17	7,517
CENS	Bbva	COP	2021/01/21	7.00	IBR S.V. + 2.9%	11.80%	12,250	374	12,624
CENS	Bbva	COP	2022/02/22	7.00	IBR S.V. + 2.9%	12.08%	17,100	239	17,339
CENS	Davivienda	COP	2022/03/11	10.00	IBR S.V. + 3.843%	13.09%	28,125	202	28,327
CENS	Bbva	COP	2022/11/24	10.00	IBR S.V. + 2.79%	12.33%	40,000	1,461	41,461
CENS	Bbva	COP	2022/12/20	10.00	IBR S.V. + 2.79%	12.33%	40,000	1,058	41,058
CENS	Bbva	COP	2023/01/24	10.00	IBR S.V. + 2.79%	12.35%	44,000	567	44,567
CENS	Occidente	COP	2023/07/14	10.00	IBR S.V. + 5%	14.60%	10,000	240	10,240
CENS	Occidente	COP	2023/08/16	10.00	IBR S.V. + 5%	14.58%	14,666	144	14,810
CENS	Davivienda	COP	2023/08/29	10.00	IBR S.V. + 5%	14.55%	20,000	116	20,116
CENS	Davivienda	COP	2023/09/22	10.00	IBR M.V. + 2.3%	12.65%	35,202	(8)	35,194
CENS	Davivienda	COP	2023/10/17	10.00	IBR S.V. + 5%	14.59%	54,798	3,448	58,246
CENS	Popular	COP	2023/11/15	10.00	IBR S.V. + 5%	14.59%	24,667	1,234	25,901
CENS	Bogotá	COP	2023/11/20	10.00	IBR S.V. + 5%	14.61%	24,667	1,158	25,825
CENS	Itau	COP	2024/01/12	1.00	IBR S.V. + 3.87%	16.52%	15,000	342	15,342
CENS	Agrario	COP	2024/01/19	3.00	IBR S.V. + 1.9%	11.72%	41,667	731	42,398
CENS	Popular	COP	2024/06/18	10.00	IBR S.V. + 4.5%	13.89%	38,000	1,482	39,482
CENS	Occidente	COP	2024/08/15	10.00	IBR S.V. + 3.5%	12.75%	24,000	370	24,370
CENS	Bbva	COP	2024/09/24	10.00	IBR S.V. + 3.09%	12.30%	15,000	29	15,029
CHEC	Davivienda	COP	2018/12/27	12.00	IBR 1M + 0.39%	12.95%	26,875	155	27,030
CHEC	Bancolombia	COP	2018/02/9	8.00	IBR + 2.29%	11.89%	12,188	392	12,580
CHEC	Davivienda	COP	2018/12/27	12.00	IBR 1M + 0.39%	10.22%	2,908	8	2,916
CHEC	Davivienda	COP	2019/11/20	12.00	IBR 1M + 0.39%	10.27%	1,300	7	1,307
CHEC	Bbva	COP	2020/12/29	10.00	IBR + 3.432%	13.11%	23,438	231	23,669

Company	Entity or loan	Original Currency	Initial date	Term	Nominal interest rate	September 30, 2024			
						IRR	Nominal value	Amortized cost value	Total Value
CHEC	Bancolombia	COP	2021/03/15	10.00	IBR + 1.8%	11.40%	43,063	380	43,443
CHEC	Davivienda	COP	2021/04/20	10.00	IBR 1M + 1.693%	11.82%	3,266	9	3,275
CHEC	Bancolombia	COP	2021/05/12	10.00	IBR + 1.8%	11.39%	73,406	1,463	74,869
CHEC	Bbva	COP	2022/05/25	10.00	IBR + 3.5%	13.56%	14,531	234	14,765
CHEC	Bogota	COP	2022/08/24	10.00	IBR + 4.41%	14.59%	17,000	170	17,170
CHEC	Davivienda	COP	2023/08/17	10.00	IBR S.V. + 4.88%	14.88%	100,000	1,313	101,313
CHEC	Inficaldaas	COP	2023/12/19	10.00	IBR 1M + 3.3%	13.92%	13,000	(19)	12,981
CHEC	Inficaldaas	COP	2023/12/20	10.00	IBR 1M + 3.3%	13.92%	9,000	(15)	8,985
CHEC	Itau	COP	2023/12/12	1.00	IBR S.V. + 3.87%	14.72%	30,000	1,306	31,306
CHEC	Popular	COP	2024/02/15	1.00	IBR + 1.56%	12.00%	20,000	295	20,295
CHEC	Inficaldaas	COP	2024/04/17	12.00	IBR 1M + 2.15%	12.55%	9,600	13	9,613
CHEC	Bancolombia	COP	2024/05/9	7.00	IBR 1M + 2.18%	12.59%	19,048	91	19,139
CHEC	Bancolombia	COP	2024/06/25	7.00	IBR + 3.47%	13.65%	70,000	(28)	69,972
CHEC	Bancolombia	COP	2024/09/9	7.00	IBR + 3.47%	13.59%	35,000	258	35,258
DEL SUR	Davivienda	USD	2015/10/7	10.00	SOFR 3M + 4.5%	4.59%	20,301	451	20,752
DEL SUR	Davivienda	USD	2021/10/29	9.00	SOFR 3M + 4%	4.15%	124,926	2,155	127,081
DEL SUR	Cuscatlán	USD	2023/09/28	10.00	SOFR 3M + 3.75%	3.75%	56,217	(92)	56,125
DEL SUR	Banco De America Central	USD	2024/09/30	0.50	7.6%	7.60%	8,328	2	8,330
DEL SUR	Banco De America Central	USD	2024/09/30	0.00	7.6%	7.60%	6,622	-	6,622
EDEQ	Occidente	COP	2019/11/29	7.00	IBR + 2.75%	11.97%	4,500	89	4,589
EDEQ	Av Villas	COP	2019/11/5	6.50	IBR + 2.3%	11.70%	3,208	71	3,279
EDEQ	Banco De Bogota	COP	2020/05/29	7.00	IBR + 2.18%	11.50%	5,498	85	5,583
EDEQ	Banco De Bogota	COP	2020/08/19	7.00	IBR + 2.18%	11.49%	6,000	123	6,123
EDEQ	Villas	COP	2021/07/23	7.00	IBR + 2.25%	11.68%	17,163	509	17,672
EDEQ	Bbva	COP	2022/05/27	5.00	IBR + 2.91%	12.74%	6,875	88	6,963
EDEQ	Bbva	COP	2022/06/24	5.00	IBR + 2.91%	12.91%	10,313	10	10,323
EDEQ	Popular	COP	2022/11/10	5.00	IBR + 3.9%	14.18%	9,179	146	9,325
EDEQ	Villas	COP	2023/01/13	5.00	IBR + 2.15%	12.46%	13,125	268	13,393
EDEQ	Occidente	COP	2023/03/15	10.00	IBR + 6.65%	17.12%	21,500	56	21,556

Company	Entity or loan	Original Currency	Initial date	Term	Nominal interest rate	September 30, 2024			
						IRR	Nominal value	Amortized cost value	Total Value
EDEQ	Davivienda	COP	2023/10/30	10.00	IBR + 5%	15.31%	30,000	575	30,575
EDEQ	Occidente	COP	2023/12/27	10.00	IBR + 5.5%	15.80%	36,240	(106)	36,134
EDEQ	Findeter	COP	2024/01/31	10.00	IBR 1M + 2%	12.26%	13,171	(37)	13,134
EDEQ	Davivienda	COP	2024/05/24	10.00	IBR + 1.95%	11.83%	6,829	64	6,893
EDEQ	Bancolombia	COP	2024/08/23	7.00	IBR + 3.5%	13.47%	15,000	200	15,200
ENSA	Bonos	USD	2012/12/13	15.00	4.73%	3.46%	333,137	3,041	336,178
ENSA	Bonos	USD	2021/07/1	15.00	3.87%	4.05%	416,421	(1,867)	414,554
ENSA	Banco General	USD	2024/06/17	5.00	8.08922%	8.09%	416,421	(3,535)	412,886
ENSA	Banco General	USD	2024/07/3	5.00	8.0746%	8.07%	416,421	(3,654)	412,767
ENSA	Scotiabank	USD	2023/08/2	2.00	6.41048%	6.41%	-	-	-
ENSA	Scotiabank	USD	2023/10/3	2.00	6.4345%	6.43%	-	-	-
ENSA	Scotiabank	USD	2023/08/2	1.00	6.36048%	6.36%	-	-	-
ENSA	Scotiabank	USD	2023/10/3	1.00	6.57751%	6.58%	-	-	-
ENSA	Banesco	USD	2023/10/20	1.00	6%	6.00%	62,463	260	62,723
ENSA	Scotiabank	USD	2023/10/3	1.00	6%	6.00%	-	-	-
ENSA	Scotiabank	USD	2023/12/5	1.00	6%	6.00%	-	-	-
ENSA	Scotiabank	USD	2024/06/3	1.00	6%	6.00%	124,926	562	125,488
ENSA	Citibank	USD	2024/08/23	1.00	6%	6.00%	37,628	-	37,628
ENSA	Citibank	USD	2024/08/29	1.00	6%	6.00%	50,170	-	50,170
EPM	Bonos lpc Iv Tram 3	COP	2010/12/14	20.00	IPC + 4.94%	11.42%	267,400	496	267,896
EPM	Bonos lpc V Tram lii	COP	2013/12/4	20.00	IPC + 5.03%	11.67%	229,190	(884)	228,306
EPM	Bonos lpc Vi Tramo li	COP	2014/07/29	12.00	IPC + 4.17%	10.77%	125,000	1,752	126,752
EPM	Bonos lpc Vi Tram lii	COP	2014/07/29	20.00	IPC + 4.5%	11.11%	250,000	1,346	251,346
EPM	Bonos lpc Vii Tramo li	COP	2015/03/20	12.00	IPC + 3.92%	10.29%	120,000	329	120,329
EPM	Bonos lpc Vii Tram lii	COP	2015/03/20	20.00	IPC + 4.43%	10.84%	260,000	467	260,467
EPM	Bid-1664-1	COP	2016/03/31	9.69	7.8%	9.45%	71,192	1,670	72,862
EPM	Agrario	COP	2014/06/24	16.00	IBR + 2.4%	11.59%	67,273	2,429	69,702
EPM	Afd	USD	2012/08/10	14.98	4.311%	4.38%	352,079	2,527	354,606
EPM	Bid 2120-2	COP	2016/08/23	17.59	7.5%	9.00%	237,865	(4,350)	233,515

Company	Entity or loan	Original Currency	Initial date	Term	Nominal interest rate	September 30, 2024			
						IRR	Nominal value	Amortized cost value	Total Value
EPM	Bndes	USD	2016/04/26	23.67	4.887%	4.79%	394,344	8,668	403,012
EPM	Global 2027 Cop	COP	2017/11/8	10.00	8.375%	8.46%	4,165,519	312,809	4,478,328
EPM	Bid 2120-3	COP	2017/12/8	16.30	6.265%	7.56%	118,423	(1,582)	116,841
EPM	Caf	USD	2016/10/3	18.00	SOFR 6M + 3.52826%	8.13%	672,680	31,445	704,125
EPM	1023 Bonos Usd	USD	2019/07/18	10.00	4.25%	4.39%	4,164,210	18,575	4,182,785
EPM	Bid 2120-4	COP	2020/06/17	13.77	5%	6.05%	257,065	(1,491)	255,574
EPM	Bonos Usd 2030	USD	2020/07/15	10.58	4.375%	4.60%	2,394,421	(9,520)	2,384,901
EPM	Jp Morgan	COP	2021/11/24	4.98	IBR OIS + 2.48%	13.52%	979,250	40,596	1,019,846
EPM	Afd	USD	2023/09/18	9.16	SOFR 6M + 2.12%	7.04%	766,215	10,916	777,131
EPM	Umb Bank	USD	2022/12/19	5.00	SOFR 3M + 2.2%	7.41%	2,914,947	(27,627)	2,887,320
EPM	Bnp Tesoreria	USD	2023/12/22	0.99	SOFR 1M + 2.25%	7.53%	124,926	131	125,057
EPM	Santander Tesoreria	USD	2023/12/20	1.00	SOFR 1M + 2.25%	7.53%	416,421	435	416,856
EPM	Comisiones	USD	2023/12/1	-	0%	0.00%	-	(281)	(281)
EPM	Banco De Occidente S.A.	COP	2024/01/29	7.00	IBR 6M + 3.95%	12.41%	200,000	3,462	203,462
EPM	Banco De Bogota	COP	2024/03/21	7.00	IBR 6M + 3.55%	12.97%	120,000	(206)	119,794
EPM	Banco De Bogota	COP	2024/04/15	7.00	IBR 6M + 3.55%	12.98%	280,000	17,387	297,387
EPM	Banco Popular	COP	2024/04/30	7.00	IBR 6M + 4.07%	13.53%	100,000	5,821	105,821
EPM	Banco Popular	COP	2024/07/8	7.00	IBR 6M + 4.07%	13.49%	90,000	2,757	92,757
EPM	Comisiones	USD	2024/05/15	10.00	SOFR 6M + 0%	0.00%	-	(518)	(518)
ESSA	Bogotá	COP	2016/07/1	12.00	IBR + 3.15%	12.75%	8,500	319	8,819
ESSA	Bogotá	COP	2016/08/19	12.00	IBR + 3.15%	12.69%	3,400	70	3,470
ESSA	Bogotá	COP	2016/10/13	12.00	IBR + 3.15%	12.73%	4,050	137	4,187
ESSA	Bogotá	COP	2016/11/11	12.00	IBR + 3.15%	12.89%	15,750	323	16,073
ESSA	Bogotá	COP	2016/12/5	12.00	IBR + 3.15%	12.76%	3,600	50	3,650
ESSA	Bogotá	COP	2016/12/14	12.00	IBR + 3.15%	12.80%	6,750	41	6,791
ESSA	Bogotá	COP	2017/01/11	12.00	IBR + 3.15%	12.73%	7,119	248	7,367
ESSA	Bogotá	COP	2017/01/16	12.00	IBR + 3.15%	12.70%	4,744	159	4,903
ESSA	Bogotá	COP	2017/05/15	12.00	IBR + 3.15%	12.76%	5,000	108	5,108

Company	Entity or loan	Original Currency	Initial date	Term	Nominal interest rate	September 30, 2024			
						IRR	Nominal value	Amortized cost value	Total Value
ESSA	Bbva	COP	2017/06/14	12.00	IBR + 3.56%	13.45%	4,750	48	4,798
ESSA	Bbva	COP	2017/06/29	12.00	IBR + 3.56%	13.21%	3,800	34	3,834
ESSA	Bbva	COP	2017/07/13	12.00	IBR + 3.56%	13.32%	5,000	184	5,184
ESSA	Bbva	COP	2017/09/28	12.00	IBR + 3.56%	13.38%	7,500	47	7,547
ESSA	Bbva	COP	2017/10/12	12.00	IBR + 3.56%	13.32%	2,625	98	2,723
ESSA	Bbva	COP	2017/10/30	12.00	IBR + 3.56%	13.32%	2,625	80	2,705
ESSA	Bbva	COP	2017/11/29	12.00	IBR + 3.56%	13.40%	3,675	65	3,740
ESSA	Bbva	COP	2017/12/11	12.00	IBR + 3.56%	13.40%	2,100	26	2,126
ESSA	Bbva	COP	2017/12/14	12.00	IBR + 3.56%	13.42%	7,350	81	7,431
ESSA	Bbva	COP	2017/12/26	12.00	IBR + 3.56%	13.45%	47,250	282	47,532
ESSA	Bogotá	COP	2017/12/26	12.00	IBR + 3.15%	12.55%	5,500	64	5,564
ESSA	Bbva	COP	2018/10/29	12.00	IBR + 2.91%	11.85%	26,000	1,771	27,771
ESSA	Bbva	COP	2018/11/28	12.00	IBR + 2.91%	11.79%	3,900	228	4,128
ESSA	Bbva	COP	2018/12/26	12.00	IBR + 2.91%	11.76%	35,100	1,704	36,804
ESSA	Popular	COP	2018/12/28	12.00	IBR + 2.91%	11.60%	68,900	3,223	72,123
ESSA	Popular	COP	2019/12/27	12.00	IBR + 2.91%	11.60%	70,500	3,409	73,909
ESSA	Davivienda	COP	2021/02/26	12.00	IBR + 1.7%	11.60%	6,783	67	6,850
ESSA	Davivienda	COP	2021/02/26	12.00	IBR + 1.7%	11.59%	1,507	15	1,522
ESSA	Davivienda	COP	2021/06/15	12.00	IPC E.A. + 3.7%	9.94%	45,000	1,654	46,654
ESSA	Davivienda	COP	2021/09/14	10.00	IBR + 3.8%	13.50%	13,078	177	13,255
ESSA	Sudameris	COP	2021/12/17	5.00	IBR + 3.4%	12.95%	16,875	140	17,015
ESSA	Popular	COP	2022/10/21	10.00	IBR + 4.45%	14.55%	10,000	252	10,252
ESSA	Av Villas	COP	2022/10/21	10.00	IBR + 4.45%	14.51%	10,000	262	10,262
ESSA	Popular	COP	2022/11/23	10.00	IBR + 4.45%	14.58%	20,000	488	20,488
ESSA	Av Villas	COP	2022/11/23	10.00	IBR + 4.45%	14.59%	10,000	241	10,241
ESSA	Av Villas	COP	2022/12/5	10.00	IBR + 4.45%	14.59%	20,000	482	20,482
ESSA	Caf	COP	2022/12/7	15.00	IBR + 4.99%	15.34%	156,699	6,008	162,707
ESSA	Popular	COP	2022/12/20	10.00	IBR + 4.45%	14.60%	30,000	720	30,720
ESSA	Bbva	COP	2023/06/20	10.00	DTF E.A. + 3.55%	13.38%	50,000	1,463	51,463

Company	Entity or loan	Original Currency	Initial date	Term	Nominal interest rate	September 30, 2024			
						IRR	Nominal value	Amortized cost value	Total Value
ESSA	Bbva	COP	2023/11/23	10.00	DTF E.A. + 3.55%	16.24%	30,000	1,662	31,662
ESSA	Agrario	COP	2023/12/6	3.00	IBR + 1.9%	12.11%	60,000	214	60,214
ESSA	Bbva	COP	2023/12/26	10.00	DTF E.A. + 3.55%	16.22%	40,000	1,623	41,623
ESSA	Bbva	COP	2024/01/18	10.00	DTF E.A. + 3.55%	15.40%	50,000	1,461	51,461
ESSA	Findeter	COP	2024/04/12	10.00	IBR + 2%	11.95%	29,140	75	29,215
ESSA	Bbva	COP	2024/04/26	10.00	DTF E.A. + 3.55%	14.55%	30,000	1,806	31,806
ESSA	Occidente	COP	2024/09/25	10.00	IBR S.V. + 4.05%	13.31%	38,500	66	38,566
ESSA	Comisiones	COP	1900/01/0	-	0%	0.00%	-	(567)	(567)
GRUPO DECA	Banco Industrial	GTQ	2018/12/20	10.00	TAPP -6.8%	5.63%	90,464	7	90,471
GRUPO DECA	Banco América Central	GTQ	2018/12/21	10.00	TAPP -6.81%	5.62%	53,030	(47)	52,983
GRUPO DECA	Banco Agromercantil	GTQ	2019/01/23	10.00	TAPP -6.87%	5.57%	110,933	868	111,801
GRUPO DECA	Banco América Central	USD	2018/12/21	10.00	LIBOR 90 + 2.26%	5.09%	80,204	4,336	84,540
GRUPO DECA	Banco Internacional	USD	2018/12/19	10.00	TAPP -1.25%	5.19%	13,367	211	13,578
GRUPO DECA	Banco Agromercantil	USD	2019/01/23	10.00	LIBOR 90 + 3.05%	5.89%	16,042	1,159	17,201
GRUPO DECA	Banco Industrial	GTQ	2020/04/24	1.00	TAPP -1.5%	7.50%	16,175	-	16,175
GRUPO DECA	Banco Industrial	USD	2017/12/15	1.00	TAPP -6.8%	7.50%	41,587	-	41,587
GRUPO DECA	Banco Industrial	GTQ	2018/12/20	10.00	TAPP -6.8%	5.88%	115,766	-	115,766
GRUPO DECA	Banco América Central	GTQ	2018/12/21	10.00	TAPP -6.81%	5.87%	53,377	-	53,377
GRUPO DECA	Banco Agromercantil	GTQ	2019/01/23	10.00	TAPP -6.87%	5.80%	110,933	1,005	111,938
GRUPO DECA	Banco América Central	USD	2018/12/21	10.00	LIBOR 90 + 2.26387%	3.05%	26,735	-	26,735
GRUPO DECA	Banco Internacional	USD	2018/12/19	10.00	TAPP -1.25%	5.09%	13,367	-	13,367
GRUPO DECA	Mercom Bank Ltd	USD	2019/01/23	10.00	LIBOR 90 + 3.05%	3.83%	16,042	225	16,267
GRUPO DECA	Bancolombia Panamá	USD	2019/01/23	10.00	LIBOR 90 + 3.05%	3.84%	64,460	903	65,363
GRUPO DECA	Banco Industrial	GTQ	2021/11/24	7.00	TAPP + 5.57%	5.68%	391,586	1,832	393,418
GRUPO DECA	Banco De Desarrollo Rural	GTQ	2024/01/30	5.00	TAPP + 4.66%	7.76%	166,369	47	166,416
HET	BanESCO	USD	2021/11/15	10.00	3.9%	3.90%	155,624	446	156,070
HIDROSUR	Banco Del Estado	CLP	2023/09/8	9.00	UF + 4.58%	4.70%	57,501	306	57,807
TICSA	Santander	MXN	2016/06/14	10.00	TIIIE + 2.4%	7.77%	21,273	(665)	20,608

Company	Entity or loan	Original Currency	Initial date	Term	Nominal interest rate	September 30, 2024				
						IRR	Nominal value	Amortized cost value	Total Value	
TICSA	Santander	MXN	2016/06/14	14.00	TIIE + 2.4%	7.79%	15,564	179	15,743	
TICSA	Interacciones	MXN	2020/12/31	15.33	TIIE + 3%	7.51%	10,536	1,291	11,827	
TICSA	Banco Del Bajío	MXN	2013/07/31	14.67	TIIE + 2.75%	8.48%	49,996	552	50,548	
TICSA	Santander	MXN	2021/03/22	1.00	TIIE + 4%	7.55%	5,249	1,060	6,309	
TICSA	Davivienda	COP	2022/05/27	1.00	14%	14.00%	38,676	-	38,676	
TICSA	Bank Of America	MXN	2023/11/15	1.00	TIIE + 2%	0.00%	21,198	-	21,198	
TICSA	Bank Of America	MXN	2024/02/1	1.00	TIIE + 2.25%	0.00%	21,198	(1,721)	19,477	
<b>Total</b>								<b>28,922,459</b>	<b>521,625</b>	<b>29,444,084</b>

- Amounts stated in millions of Colombian pesos -

As of September 30, 2024 and December 31, 2023, the following movements associated with credits and loans are disclosed in the following items for presentation purposes in the statement of cash flows: i) obtaining public loans and treasury \$4,498,350 (2023: \$3,426,924); ii) public credit and treasury payments of \$4,664,203 (2023: \$3,048,473) transaction costs for issuance of debt instruments \$13,126 (2023: \$14,134).

Interest paid on credit operations as of September 30, was \$1,425,344 (2023: \$1,391,348).

The assumed net exchange difference as of September 30, 2024, and 2023, associated with the debt was \$164,407 (2023: \$317,263).

As of the cut-off date, the loans used as hedging instruments for net investments in foreign businesses are those contracted with CAF and AFD and had designated 2024 USD 341 millions (equivalents to \$1,419,102) the difference has been reclassified from the profit or loss for the period to other comprehensive income for \$87,692 income (September 2023: expense \$200,363).

The information on the bonds issued is as follows:



Subseries	Original currency	Start Date	Term	Nominal interest rate	September 30, 2024				Amount awarded								
					IRR	Nominal value	Amortized Cost Value	Total value	Amount awarded to 2022	Amount awarded to 2021	Amount awarded to 2020	Amount awarded to 2019	Amount awarded to 2018	Amount awarded to 2017	Amount awarded to 2016	Amount awarded to 2015	
A12a	COP	2014/07/29	12	IPC + 4.17%	11.89%	125,000	1,752	126,752	125,000	125,000	125,000	125,000	125,000	125,000	125,000	125,000	125,000
A12a	COP	2015/03/20	12	IPC + 3.92%	11.46%	120,000	329	120,329	120,000	120,000	120,000	120,000	120,000	120,000	120,000	120,000	120,000
A15a	COP	2009/04/21	15	IPC + 6.24%	0.00%	-	-	-	198,400	198,400	198,400	198,400	198,400	198,400	198,400	198,400	198,400
A20a	COP	2010/12/14	20	IPC + 4.94%	12.56%	267,400	496	267,896	267,400	267,400	267,400	267,400	267,400	267,400	267,400	267,400	267,400
A20a	COP	2013/12/4	20	IPC + 5.03%	12.78%	229,190	(884)	228,306	229,190	229,190	229,190	229,190	229,190	229,190	229,190	229,190	229,190
A20a	COP	2014/07/29	20	IPC + 4.5%	12.22%	250,000	1,346	251,346	250,000	250,000	250,000	250,000	250,000	250,000	250,000	250,000	250,000
A20a	COP	2015/03/20	20	IPC + 4.43%	11.95%	260,000	467	260,467	260,000	260,000	260,000	260,000	260,000	260,000	260,000	260,000	260,000
International bonus	COP	2014/09/10	10	7.625%	7.74%	-	-	-	965,745	965,745	965,745	965,745	965,745	965,745	965,745	965,745	965,745
International bonus	COP	2017/11/8	10	8.375%	8.46%	4,165,519	312,809	4,478,328	4,165,519	4,165,519	4,165,519	3,530,000	2,300,000	2,300,000	-	-	-
International bonus	USD	2019/07/18	10	4.25%	4.39%	4,164,210	18,575	4,182,785	4,810,200	3,981,160	3,432,500	3,277,140	-	-	-	-	-
International bonus	USD	2020/07/15	11	4.375%	4.60%	2,394,421	(9,520)	2,384,901	2,765,865	2,289,167	1,973,688	-	-	-	-	-	-
<b>TOTAL</b>						<b>11,975,740</b>	<b>325,370</b>	<b>12,301,110</b>	<b>14,157,319</b>	<b>12,851,581</b>	<b>11,987,442</b>	<b>9,222,875</b>	<b>4,715,735</b>	<b>4,715,735</b>	<b>2,415,735</b>	<b>2,415,735</b>	<b>2,415,735</b>

Figure in millions of Colombian pesos, the exchange rate used was the TRM at the end of each period

### National bounds detail:

Subseries	Original currency	Start Date	Term	Nominal interest rate	September 30, 2024				Amount awarded								
					IRR	Nominal value	Amortized Cost Value	Total value	Amount awarded to 2022	Amount awarded to 2021	Amount awarded to 2020	Amount awarded to 2019	Amount awarded to 2018	Amount awarded to 2017	Amount awarded to 2016	Amount awarded to 2015	
National bonus	COP	2014/07/29	12	IPC + 4.17%	11.89%	125,000	1,752	126,752	125,000	125,000	125,000	125,000	125,000	125,000	125,000	125,000	125,000
National bonus	COP	2015/03/20	12	IPC + 3.92%	11.46%	120,000	329	120,329	120,000	120,000	120,000	120,000	120,000	120,000	120,000	120,000	120,000
National bonus	COP	2009/04/21	15	IPC + 6.24%	0.00%	-	-	-	198,400	198,400	198,400	198,400	198,400	198,400	198,400	198,400	198,400
National bonus	COP	2010/12/14	20	IPC + 4.94%	12.56%	267,400	496	267,896	267,400	267,400	267,400	267,400	267,400	267,400	267,400	267,400	267,400
National bonus	COP	2013/12/4	20	IPC + 5.03%	12.78%	229,190	(884)	228,306	229,190	229,190	229,190	229,190	229,190	229,190	229,190	229,190	229,190
National bonus	COP	2014/07/29	20	IPC + 4.5%	12.22%	250,000	1,346	251,346	250,000	250,000	250,000	250,000	250,000	250,000	250,000	250,000	250,000
National bonus	COP	2015/03/20	20	IPC + 4.43%	11.95%	260,000	467	260,467	260,000	260,000	260,000	260,000	260,000	260,000	260,000	260,000	260,000
<b>TOTAL</b>						<b>1,251,590</b>	<b>3,506</b>	<b>1,255,096</b>	<b>1,449,990</b>	<b>1,449,990</b>	<b>1,449,990</b>	<b>1,449,990</b>	<b>1,449,990</b>	<b>1,449,990</b>	<b>1,449,990</b>	<b>1,449,990</b>	<b>1,449,990</b>

- Amounts stated in millions of Colombi.

### International bounds detail:

Subseries	Original currency	Start Date	Term	Nominal interest rate	September 30, 2024				Amount awarded								
					IRR	Nominal value	Amortized Cost Value	Total value	Amount awarded to 2022	Amount awarded to 2021	Amount awarded to 2020	Amount awarded to 2019	Amount awarded to 2018	Amount awarded to 2017	Amount awarded to 2016	Amount awarded to 2015	
International bonus	COP	2014/09/10	10	7.625%	7.74%	-	-	-	965,745	965,745	965,745	965,745	965,745	965,745	965,745	965,745	965,745
International bonus	COP	2017/11/8	10	8.375%	8.46%	4,165,519	312,809	4,478,328	4,165,519	4,165,519	4,165,519	3,530,000	2,300,000	2,300,000	-	-	-
International bonus	USD	2019/07/18	10	4.25%	4.39%	4,164,210	18,575	4,182,785	4,810,200	3,981,160	3,432,500	3,277,140	-	-	-	-	-
International bonus	USD	2020/07/15	11	4.375%	4.60%	2,394,421	(9,520)	2,384,901	2,765,865	2,289,167	1,973,688	-	-	-	-	-	-
<b>TOTAL</b>						<b>10,724,150</b>	<b>321,864</b>	<b>11,046,014</b>	<b>12,707,329</b>	<b>11,401,591</b>	<b>10,537,452</b>	<b>7,772,885</b>	<b>3,265,745</b>	<b>3,265,745</b>	<b>965,745</b>	<b>965,745</b>	<b>965,745</b>

Figure in millions of Colombian pesos, the exchange rate used was the TRM at the end of each period

The detail of national bound issued for national subsidiaries of the EPM Group is as follows:

**ENSA:**

Type of bond	Original Currency	Start Date	Term	Nominal interest rate	September 30, 2024				Amount awarded							
					IRR	Nominal value	Amortized cost	Total Value	to 2022	to 2021	to 2020	to 2019	to 2018	to 2017	to 2016	to 2015
Bonus	USD	2012/12/13	15	4.73%	3.46%	333,137	3,041	336,178	318,493	318,493	274,600	262,171	259,980	238,720	240,057	251,958
Bonus	USD	2021/07/1	15	3.87%	4.05%	416,421	(1,867)	414,554	398,116	398,116	-	-	-	-	-	-
<b>TOTAL</b>						<b>749,558</b>	<b>1,174</b>	<b>750,732</b>	<b>716,609</b>	<b>716,609</b>	<b>274,600</b>	<b>262,171</b>	<b>259,980</b>	<b>238,720</b>	<b>240,057</b>	<b>251,958</b>

Figure in millions of Colombian pesos, the exchange rate used was the TRM at the end of each period

**AGUAS DE ANTOFAGASTA:**

Type of bond	Original Currency	Start Date	Term	Nominal interest rate	September 30, 2024				Amount awarded		
					IRR	Nominal value	Amortized cost	Total Value	to 2022	to 2021	to 2020
Bonus	CLP	2020/12/18	5.00	UF + 0.995%	0.20%	58,714	818	59,532	198,240	144,816	150,052
Bonus	CLP	2020/12/18	13.00	UF + 1.4396%	2.01%	352,283	21,274	373,557	396,481	289,632	307,617
Bonus	CLP	2021/05/14	4.50	UF + 0.995%	0.63%	58,714	689	59,403	198,240	144,816	-
Bonus	CLP	2021/05/14	12.50	UF + 1.4396%	2.51%	528,425	15,913	544,338	594,721	434,447	-
<b>TOTAL</b>						<b>998,136</b>	<b>38,694</b>	<b>1,036,830</b>	<b>1,387,682</b>	<b>1,013,711</b>	<b>457,669</b>

Figure in millions of Colombian pesos, the exchange rate used was the TRM at the end of each period

### Covenant Debt / EBITDA

The EPM Group has different financial commitments (covenant), established in the loan contracts signed with the French Development Agency - AFD, Inter-American Development Bank, CAF - Development Bank of Latin America, National Bank for Economic and Social Development - BNDES, JPMorgan and the Deal Club (BNP Paribas, BBVA, Scotiabank and Sumitomo). These contracts include some of the following covenants: Net Debt/EBITDA LTM, EBITDA/Financial Expenses, EBITDA/Net Financial Expenses, and Long-Term Debt/Equity.

At of September 30, 2024, EPM was compliance with the agreed financial covenant:

Covenant	Entity	Indicator limit	September 2024
EBITDA/Financial expenses	BNDES - AFD	Greater than 3	3.89
EBITDA/Net Financial expenses	CAF - JPMorgan - UMB Bank-AFD	Greater than 3	4.27
Net Long-term Debt /EBITDA LTM	AFD - CAF - JPMorgan - BID - UMB Bank	Less than 4	2.15
Long term Debt/Equity	BNDES - BID-AFD	Less than 1.5	0.83

### Compliance

During the accounting period, the company has paid the principal and interest on its loans.

## Note 14. Provisions, contingent assets and liabilities

### 14.1. Provisions

The reconciliation of provisions is as follows:

Concept	Desmantling or environmental restoration <sup>1</sup>	Litigation <sup>2</sup>	Contingent - business combinations	Other provisions <sup>3</sup>	Total
Initial balance	481,915	1,413,258	141,143	618,014	2,654,330
Additions	361	40,392	-	102,873	143,626
Capitalizable dismantling	4,905	-	-	919	5,824
Uses (-)	(68,401)	(10,134)	-	(41,848)	(120,383)
Reversals, Unused amounts (-)	(1,421)	(358,904)	463	(8,391)	(368,253)
Reversals, Unused amounts (-) Capitalizable	(31)	-	-	-	(31)
Adjustment for changes in estimates	2,575	2,946	1,131	7,151	13,803
Adjustment for changes in estimates capitalizable	480,601	-	-	-	480,601
Exchange rate difference	-	70	10,853	-	10,923
Financial uodate	48,211	112,435	3,525	3,641	167,812
Foreign currency conversion effect	59	2,185	-	51,062	53,306
<b>Final Drive Account Balance</b>	<b>948,774</b>	<b>1,202,248</b>	<b>157,115</b>	<b>733,421</b>	<b>3,041,558</b>
Non-current	847,440	1,079,642	157,115	504,481	2,588,678
Current	101,334	122,606	-	228,940	452,880
<b>Total</b>	<b>948,774</b>	<b>1,202,248</b>	<b>157,115</b>	<b>733,421</b>	<b>3,041,558</b>

- Amounts stated in millions of Colombian pesos-

As of September 30, 2024, the Group's significant provisions were:

<sup>1</sup> The increase in the provision for dismantling or environment restoration was caused by periodical updated of the estimates and the update of rates. (Paragraph 14.1.1).

<sup>2</sup> The reduction in the provision for litigation and lawsuits is primarily due to a review conducted in September 2024 of the processing and status of the proceedings associated with the contingency filed against the Hidroituango power plant. The classification of the litigation assessments was changed from probable to possible, resulting in a recovery of this provision totaling COP 330,425. (Item 14.1.2).

<sup>3</sup> The increase in the other provisions It is mainly caused by the update of the estimates of the Insurance Technical Reserves (Paragraph 14.1.4)

#### 14.1.1 Decommissioning or restoration

The Group is obliged to incur costs of dismantling or restoring its facilities and assets in the following events:

- **Dismantling of the Jepirachi Wind Farm:** located in the department of La Guajira, generated until October 9, 2023, when the operation was disconnected from the National Interconnected System (SIN, for the Spanish original) and the decommissioning process began, which will last approximately one year, which through CREG resolution 136 of 2020, published in the Official Gazette of July 15, 2020, the main assumptions considered in the calculation of the provision are: estimated costs, CPI and TES rate, for a ending balance as of September 30, 2024 of \$42,894.
- **In the sanitation service in Colombia:** due to the disposal of solid waste in the subsidiary EMVARIAS and it is a land on which cells or vessels are built for the deposit of garbage, being necessary to restore it through a series of activities aimed at carrying out the closure, closure and post-closure of it. The obligation begins from the moment in which the landfill is in optimal conditions for the performance of the final disposal activity and goes until the regulatory environmental entity, by resolution, decrees the termination of the closure, closure and post-closure stage. This obligation is defined in the RAS 2000 (Technical Regulations for Drinking Water and Basic Sanitation), which establishes the basic criteria and minimum environmental requirements that sanitation systems must meet in order to mitigate and minimize the impacts that occur in the activities of design, construction, commissioning, operation, maintenance, decommissioning, completion and closure. As of September 30, 2024, payments of \$703 have been generated and the balance of the provision ended at \$24,740.
- **Removal of transformers containing PCBs (polychlorinated biphenyls):** The Group has committed to the dismantling of these assets from 2008 to 2026, under Resolution 222 of December 15, 2011, of the Ministry of Environment and Sustainable Development and the Stockholm Convention of May 22, 2008. Applies in Colombia, Panama and El Salvador. The provision is recognized at the present value of the expected costs to pay off the obligation using estimated cash flows. The main assumptions considered in the calculation of the provision are: estimated costs, CPI and TES fixed rate. As of September 30, 2024, the balance of the provision was \$2,075, the national subsidiaries that contribute to this item are: CENS \$438, ESSA \$301, EPM \$121, EDEQ \$156, Afinia \$32, CHEC \$69 and the international is: ENSA \$958.
- **Dismantling of the Hidroituango central camp:** With the entry into operation of the two power generating units of the Hidroituango power plant, the dismantling of the Tacuí - Cuni camp, which was initially conceived and dimensioned for the construction of the Ituango Hydroelectric Project, is planned. Once the construction stage is over, the operation of the project begins and the sizing for the construction stage is much greater than that required for the operation stage. For this reason, it is estimated that the dismantling will begin in 2027, which is the probable date of the completion of the construction and delivery to operation of the 8 generation units. The estimated cost for the dismantling of the camps was assessed according to the areas that are not required for the operation of the plant and according to the plan and dimensioning of the facilities. The balance of the provision as of June 30, 2024, amounted to \$19,353.

- **In EPM, provision for environmental impact in the construction of infrastructure projects:** this arises as a legal obligation derived from the granting of the environmental license to compensate for the loss of biodiversity during the construction phase, as well as compensation for the subtraction of reserve areas, affectation of prohibited species and forest exploitation; obligations that are formalized, through the resolutions of the ANLA (National Environmental Licensing Authority), CAR - Regional Autonomous Corporation and/or MADS - Ministry of Environment and Sustainable Development. The execution of the project's biotic environmental offsets extends beyond the time in which the asset begins to operate technically, making it necessary to implement the figure of provision with the aim of ensuring that these expenditures remain as the greatest value of the construction in progress. The Group has committed to compensate for the loss of biodiversity, subtraction and closures from 2016 to 2019 according to the resolutions: Res. 1313/2013 ANLA, Res. 519/2014 ANLA, Res LA. 0882/04/08/2014 ANLA, Res. 1166/2013 MADS, Res. 1852/2013 CAR, Res. 2135/2014 CAR, Resolution 1189/22/07/2104 MADS, Res. 1120907/17-03-2015 CORNARE, Res. 141011206/16-10-2014 CORANTIOQUIA, Res LA. EIA1-9872 04/21/2014 CVS, among others. The provision is recognized at the present value of the expected costs to pay off the obligation using estimated cash flows. The main assumptions considered in the calculation of the provision are: estimated costs, CPI and TES fixed rate. As of September 30, 2024, the main subsidiaries contributing to this concept are: EPM \$20,372, CENS \$7,313 and ESSA \$3,689.
- **Environmental effects of the Hidroituango power plant:** with the entry into operation of the two power generating units of the Hidroituango power plant, obligations arise for the use of the natural vegetation cover that was found in the areas where different infrastructures were implemented for the project (reservoir, camps, roads, workshops, storage areas, etc.). among others), in this sense, according to its environmental license, the project must make forest compensations in a ratio of 1 to 1 in the intervened areas of tropical humid forest and from 1 to 5 in the areas of tropical dry forest. In general, these compensation obligations are associated with the WFP programs for the biotic environment related to the management and conservation of vegetation cover, the subprogram for the restoration of forest cover, the subprogram for the management and protection of fish and fisheries resources in the lower and middle basins of the Cauca River, as well as the with the execution of these activities, attention is given to the obligations associated with requests for the exploitation of species with regional restriction by the competent authorities (Coranquia and Corpourabá). The balance of the provision as of September 30, 2024, amounted to \$156,806.
- **Environmental compensation and forced investment of 1%:** Law 99 of 1993 established the mandatory nature of environmental licensing for the development of any activity that may cause serious deterioration to renewable natural resources or the environment or introduce considerable or notorious modifications to the landscape and depending on the type of activity, the size and location of the project. and assigned the competencies in relation to environmental licensing to the National Environmental Licensing Authority, the Regional Autonomous Corporations, or the metropolitan areas.  

Article 321 of Law 1955 of 2019, indicates that all holders of an environmental license who have pending investments as of May 25, 2019 may benefit from the percentage increase in the value of the liquidation base of the forced investment of no less than 1%, according to the year of commencement of activities authorized in the environmental license and defined the requirements and procedures to update the pending investments and new terms of execution subject to ANLA approval.

As of September 30, 2024, for the Group has obligations of this type amounting to \$50,688 related to the use of water taken directly from natural sources, in the projects carried out at: the Hidroituango, Porce III and Porce II power plants. In accordance with the law, the executed values of 1% are: Hidroituango power plant for \$48,119 and Porce III for \$2,569.
- **Hidroituango environmental contingency:** As of September 30, 2024, EPM includes provision for \$31,284 469 for environmental contingency, established by the specific action plan for the recovery of the parties affected by the events of the plugging of the Cauca River diversion tunnel that the

Hidroituango plant had on April 28, 2018; by the closure of floodgates in 2019 that decreased the flow of the river downstream of the project; and by the events that may be caused by the technical milestones, pending to be achieved typical of the contingency, as well as of the execution of the project itself. During 2024 the provision was adjusted by \$4,610 for financial and provision expenses and payments amounting to \$11,982.

The specific action plan for recovery should consider three framework programmes:

- a. Recovery of affected swamps
- b. Recovery of affected fish fauna
- c. Restoration of aquatic habitats located in the affected area.

These three programs correspond to the environmental component as a response to the identification of the effects caused, as well as discretionary actions. Also included are social programs, economic activities, infrastructure, risk management, among others.

The different actions are planned to be carried out between the municipalities of Valdivia and Nechí, however, if affectations are identified in the municipalities that are part of La Mojana, they will also be the object of the intervention.

In the EPM Group, with the entry into operation of the two power generating units of the Hidroituango power plant, the provisions of the following were recognized:

- **Monitoring:** obligation originated by the monitoring and follow-up plan that is part of the activities contemplated in the project's environmental license, generally these monitorings correspond to the follow-up that the project must carry out to the different physical, biotic, and socioeconomic variables that are addressed with the environmental management measures contemplated in the project's Environmental Management Plan (PMA). and their basic purpose is to evaluate over time the evolution of these variables in order to identify their behavior and response to the appearance of the impacts caused by the development of the project and the application of the management measures contemplated in the MAP. The balance of the provision as of September 30, 2024, amounted to \$219,583.
- **Mandatory social commitments:** obligations related to the execution of activities related to the agreements with the Nutabe indigenous community of Orobajo, improvement of living conditions, restitution of social or community infrastructure, and compensation for loss of housing or economic activities of families and communities that were impacted by the construction and/or operation of the Ituango project. These obligations are contemplated in WFP programs and projects (social component), which include, among others, the program for the comprehensive restitution of living conditions, the project for the restitution of community infrastructure, the attention to commitments associated with the agreements with the Nutabe indigenous community, and the other programs for the management of the socio-economic environment contemplated in the project's environmental license. The balance of the provision as of September 30, 2024, amounted to \$ 326,448.
- **Land management:** Corresponds to obligations derived from environmental licensing. Among the main activities considered to comply with this obligation and which must be carried out are building fences and boundary markers on land owned by the Project, located in the municipalities of Sabanalarga, Liborina, Valdivia, Ituango, Briceño, Buriticá, Santa fe de Antioquia and Peque. The balance of the provision at September 30, 2024 amounted to \$ 33,374.

#### 14.1.2 Litigation

This provision covers estimated probable losses related to labor, administrative, civil and tax (administrative and governmental) litigation arising from the operation of the Group's companies. The main assumptions considered in the calculation of the provision are: Average CPI to actual data in previous years and projected data in future years, discount rate calculated with reference to market yields of bonds issued by the National Government, estimated value to be paid, start date and estimated date of

payment, for those lawsuits classified as probable. To date, there is no evidence of future events that could affect the calculation of the provision.

In the Group companies operating in Colombia, in order to reduce the uncertainty conditions that may arise with respect to the estimated date of payment and the estimated value payable of a lawsuit classified as probable, there are business rules based on statistical studies with which the average duration of the processes per action was obtained and also the application of the jurisprudence to the maximum ceilings that it defines for the value of non-pecuniary or immaterial claims when these exceed their amount, as described below:

**Average duration of proceedings per action**

**Administrative and tax**

Type of legal action or procedure	Average length (in years)
Abbreviated	4
petition for compliance	4
Group Action	6
Representative actions	4
conciliation (pre-trial)	2
Partie civile proceedings	4
Contractual (Breach of contract)	13
Survey and demarcation	5
Executive	5
Singular executive	3
Expropriation	4
Comprehensive reparation incident (criminal)	2
Imposition of easement	4
Nullification of administrative acts	5
Nullification and reestablishment of rights	10
Nullification and reestablishment of labour rights	11
Ordinary	7
Ordinary of Membership	5
Accusatorial Criminal (Law 906 of 2004)	4
Division's lawsuits	4
Protection of consumer rights	6
Police Grievances	3
Right to Reclaim	7
Direct compensation	12
Oral	5

### Labor proceedings

Type of legal action or procedure	Average length (in years)
Labor solidarity	3.5
Pension	3.5
Extra Hours	3.5
Job Reinstatement	4
Salary Scale Equalization	3.5
Unfair Dismissal Compensation	3.5
Reassessment of Social Benefits	3.5
Compensation work accident	4
Refund of Health-Pension Contributions	4

### Application of jurisprudence

**Typology:** The amounts of the claims for compensation for non-pecuniary damages shall be recorded according to the following typology:

- Moral prejudice.
- Damage to health (physiological or biological damage), resulting from bodily or psychophysical injury.
- Damage to relationship life.
- Damage to constitutional and conventional assets.

The amounts of other non-pecuniary claims not recognized by jurisprudence will not be recorded, unless it can be inferred from the claim that, despite being denominated otherwise, they correspond to one of the admitted typologies. Claims for non-pecuniary compensation for damage to property shall not be recorded either.

**Quantification:** The amount of non-pecuniary claims shall be recorded uniformly as follows, regardless of their typology:

Direct victim Compensation	100 Monthly Minimum Legal Wage Enforced (MMLWE)
Indirect victim compensation	50 Monthly Minimum Legal Wage Enforced (MMLWE)

- **For subsidiaries in Chile:** with respect to the probable date of payment of the lawsuits, the type of process, previous cases, and the progress of the procedural stages of each case are taken into consideration, which can be very specific and varied depending on the subject matter. In this regard, labor proceedings, being oral and having only two hearings, have a maximum duration of six months, except in specific cases where there are problems in the notification of the claim, or the hearings are suspended. In civil lawsuits, given that they are long processes of long knowledge and written processing, they can last at least two years, so the estimated time in the lawsuits currently being processed by the subsidiary Aguas de Antofagasta S.A.

**Quantification:** to determine the amount of the judgments, in principle, the amount of the plaintiff's claim is considered, since jurisprudence cannot be applied in this sense, and the amount will vary depending on the Court and the cause of action. Additionally, in civil lawsuits, the amount of the compensation will depend on the court that dictates it, since in Chile there is no precedent system. What a civil judge cannot do, and even less the appellate and supreme court, is to award higher amounts to the claims.



- **For subsidiaries in Panama:** regarding the estimated payment date, each case is evaluated individually with external legal counsel, taking into consideration the average duration of similar processes.

**Quantification:** The estimated amount to be paid in a lawsuit is determined based on the amount of the plaintiff's claim and an analysis of the specific condition that motivates the lawsuit in order to determine the recognition of a possible damage. For this purpose, we rely on the assessment of external legal advisors of each company and in certain cases with the support of insurance advisors in case an actuarial valuation is required.

- **For subsidiaries in El Salvador:** the estimated date of payment for administrative or judicial processes is estimated based on the average duration of the processing of similar processes, obtained from statistical data over the 20 years of operation of the subsidiaries.

**Quantification:** El The estimated amount payable in litigation is determined based on the amount of the initial claim filed against the company.

The following are the recognized litigations:

Company	Third party	Claim	Value
EPM	Hidroeléctrica Ituango S.A.	Declare that between HIDROITUANGO and EPM, there exists a Contract for the financing, construction, assembly, development, commissioning, and operation of the Pescadero Ituango Hydroelectric Project, known as BOOMT, entered into on 2011/03/30, where EPM ITUANGO assigned its contractual position in favor of EPM. In Hidroituango's opinion, EPM failed to meet milestone 7 "Closure of the diversion gates and start of the reservoir filling (...)" initially planned for 2018/07/01, milestone 8 "Commencement of commercial operation of unit 4" initially planned for 2018/11/28, and milestone 9 "Commencement of Commercial Operation of Unit 1" initially planned for 2019/08/27. As a consequence of the above, Hidroituango requested that EPM be ordered to pay the "Penalty Clauses for Failure to Meet Milestones" up to the value of the "maximum financial liability" for US\$450 million, and the recognition of the remuneration agreed upon in the contract for the plant not having commenced operation on the scheduled dates.	871,257
	Oscar Elías Arboleda Lopera	It includes 173 plaintiffs who worked for EADE; and, they state that in the dissolution and liquidation of said company there was an employer substitution with EPM, which obliges it to all labor debts.	46,520
	Other Labors	239 processes with an average of \$110 and an amount of less than \$1,125.	27,221
	Roger Alberto Gil Barragán	To recognize, by way of compensation, for each of the members of the "ASOBAPEBEL" group, that there are one hundred and ninety-three (193) for the unlawful damage caused, the moral and material damage, and the violation of fundamental rights such as a dignified life, a minimum of life, decent housing, work, food security, and the destruction of their source of subsistence, the displacement of their territory and the unlawful psychological and physical transformation of their lives, having as an imputation the exceptional risk due to the emergency that caused the damage to the Cauca River.	24,536
	Luis Fernando Anchico Indaburo	To declare EPM administratively responsible, as the cause of the unlawful damage for having destroyed the fishing resource of the Montecristo swamp complex, which is due to the construction of the PHI (Ituango Hydroelectric Project) and requests the recognition and payment of a minimum wage for each family	24,417

Company	Third party	Claim	Value
EPM		nucleus from February 2019 until the judgment is issued, This is referred to by the defendants as consolidated loss of profits.	
	Santiago Andrés Ortiz Mora	To declare EPM responsible for the damage caused, the moral and material damage and the violation of fundamental rights, caused to the members of the "SAN ROQUE" group, by the destruction of their source of subsistence, the displacement of their territory and the psychological and physical transformation of their lives due to the affectation caused by the "Hidroituango" project in April 2018. The amount for each of the 161 members of the group is 100 SMMLV, for a total of \$14,132,628,300. A claim for loss of profits in the amount of \$1,146,431,034 is claimed.	19,683
	Rodrigo Antonio Muñoz Arenas	To declare the State's responsibility for the deficiencies or omissions incurred by the defendants, by not measuring the danger, threat and damage that would be caused by the indiscriminate felling of trees in the area of influence of the dam, to which the communities attribute the changes in the behavior of the river and the landslides in the area. To order the plaintiffs and the members of the affected group to pay the minimum subsistence not received for the duration of the emergency, \$4,307,103,200.00.	15,493
	Javier Maure Rojas	To declare EPM administratively responsible, as the cause of the unlawful damage for having destroyed the fishing resource of the Montecristo swamp complex, which is due to the construction of the PHI (Ituango Hydroelectric Project); that a minimum wage be recognized and paid for each family unit from February 2019 until the judgment is handed down and the recognition of a future loss of earnings that goes from the time of the judgment to the probable period of life of each of the plaintiffs.	15,353
	Gustavo Jiménez Pérez	To declare EPM E.S.P. liable for the unlawful damage caused, the moral and material damage and the violation of fundamental rights caused to the 75 members of the "ASOMIBA" group; for the destruction of their source of subsistence, the displacement of their territory and reparation of the damage; It is requested to pay to the members of the "ASOPEISLA" group, the damages of an immaterial and material nature caused since the beginning of the emergency originated in the "Hidroituango" project, of compensation for each of the members of the "ASOMIBA" group, is set at One Hundred (100 SMLV).	9,833
	Esilda Rosa Romero Aguas	They request that EPM be declared administratively liable as a result of the damage caused to the plaintiffs and that the sum of 80 SMLMV be recognized for each of the plaintiffs in the form of moral damages: 39 in total.	8,579
	Other Administrative	29 litigations with an average of \$482 and an amount of less than \$1,827.	8,074
	Diogenes de Jesús Cossio	For environmental damage, the sum of 50 SMLMV for each of the 41 plaintiffs. It is classified as damage to constitutional and conventional property, in the absence of a category such as the one indicated by the plaintiff. For damage to the family or damage to the life of the relationship 50 SLMV for each of the plaintiffs. For moral damages, the sum of 50 SMLMV for each of the plaintiffs. For consolidated and future loss of profits, the sum of ARS 289,767,141,000, for Mr. FABIO ENRIQUE GOMEZ ATEHORTUA.	7,665
	John Walter Jaramillo	That the plaintiffs be reinstated in the same position or trade or another of the same or higher category that they had been performing, that as a consequence, by way of compensation, all the salaries and legal social benefits not received must be paid, in addition to all the contributions caused in favor of the Comprehensive Social Security System.	5,647

Company	Third party	Claim	Value
EPM	Municipality of Copacabana	Declare that EPM has partially breached the 8405949 contract and that it is responsible for the economic damages suffered by the Municipality of Copacabana, as the public lighting fee for the industrial and commercial sectors was not collected during the periods of 2007, 2008, 2009, 2010 and part of 2011; Which have been liquidated in the sum of \$1,034,385,066 and that must be paid when the order that resolves the present lawsuit becomes enforceable.	3,439
	Humberto Hernando Gómez Franco	To declare EPM administratively and financially liable for the injuries suffered by Mr. HUMBERTO HENANDO GÓMEZ FRANCO, when he was electrocuted by high-voltage cables owned by the defendant entity, on 10/23/2013, at the La Playa farm owned by Mr. Antonio Lopera, located in the La Virgen sector, of the Vereda Hoyorrico, jurisdiction of the Municipality of Santa Rosa de Osos.	2,513
	Francisco Javier Muñoz Usman	The plaintiffs claim to have worked at Empresa Antioqueña de Energía S.A. E.S.P., which was liquidated. That the conciliation agreement signed be declared null and void due to defect in the consent and consequently order the reinstatement of the employment contract, the reinstatement, the payment of all the salaries and benefits not received, in the same way that the social security contributions be cancelled from the moment of dismissal and until the plaintiff is effectively reinstated.	2,227
	Moraine Olave De Larios	Relatives of a former Integral worker who died in Ituango, sue for full compensation for damages, for moral damages caused. Solidarity.	2,173
	Unión Temporal Energía Solar S.A. and Estructuras Arbi Ltda.	That it be declared that the offer submitted by the plaintiffs to tender No. ES-2043-GI called by EPM was legally suitable to be taken into account at the time of awarding the respective contract of tender No. ES-2043-GI.	1,994
	Estefanía Cardona Murillo	A request has been made for a judgment requiring the payment of moral damages suffered by: Estefanía Cardona Murillo, Ester Libia Alvarez Vargas, Andrés Isaias Taborda Alvarez, Juliet Cristina Taborda Murillo, Deison Andrés Taborda Alvarez, Juan Camilo Taborda Alvarez, and Edwin Danover Taborda Alvarez, due to the sudden loss of the financial support that Estefanía Cardona Murillo received from her permanent partner, which ceased upon his death, from which point these damages should be compensated. Estimated amount: COP 409 million, to be adjusted according to the variation of the Consumer Price Index (CPI), as provided by DANE.	1,705
	Omar Augusto Lugo Hoyos	That the conciliation agreement signed be declared null and void due to defect in the consent and consequently order the reinstatement of the employment contract, the reinstatement, the payment of all the salaries and benefits not received, in the same way that the social security contributions be cancelled from the moment of dismissal and until the plaintiff is effectively reinstated.	1,440
	Albertina Brand Castro	UNITY OF COMPANY between CARIBEMAR DE LA COSTA AND EPM - Damages due to employer's fault	1,304
	Luis Bernardo Mora Meneses	EAS Re-Entry	1,117
Aburrá Valley Metropolitan Area	To declare the nullity of the Metropolitan Resolutions: No. S.A. 001085 of 2012/07/05 "For the collection of remuneration rate - Connected Sector"; and, the No S.A. 000189 of 2014/02/17 "That resolves an Appeal for Reconsideration" both issued by the Environmental Deputy Director of the Metropolitan Area of the Aburrá Valley; and, to declare that EPM E.S.P. are not obliged to pay the AREA a sum whose refund must be made in an indexed manner from the time of making the payment and until the date on	791	

Company	Third party	Claim	Value
		which effective compliance with the judgment with which the controversy is put to an end is verified.	
	Various Prosecutors	6 processes with an average of \$64 and an amount of less than \$735	248
	Municipality of Vegachi	Declare the nullity of the Informative Liquidations of the VGCH Public Lighting Tax for the periods of March, April, May, June, July, and November 2018. It is declared that EMPRESAS PÚBLICAS DE MEDELLÍN E.S.P. (EPM) is not obligated to pay the MUNICIPALITY OF VEGACHÍ the amounts specified in the Official Liquidations of the disputed Public Lighting Tax. Order the defendant entity to reimburse EPM for any amounts paid as a result of the contested administrative acts and to cover the legal costs and fees.	162
<b>Total EPM</b>			<b>1,103,391</b>
<b>CHEC</b>	Jose Alonso Vasquez Rivera and Others	Conventional retirement	5,802
	Hernando de Jesús Ocampo Jiménez and Others	Reality Contract / Pension Contribution	4,480
	Cartones y Papeles del Risaralda S.A. and Others	Reparation and payment of moral and material damages	3,628
	Jose Aníbal Acevedo, Julián Andrés Galvez Henao, Germán Alberto Morales Flórez, Juan Pablo Orozco and Others	Reinstatement to office, repayment of social benefits and moratorium penalties.	3,289
	Leidy Marcela Jimenez Jaramillo	Loss of profits / Material-moral damage	2,726
	Deibi Bibiana Siagama Arce	Moral and pecuniary damages are claimed for the electrical accident that caused death.	2,677
	Héctor Giraldo Mesa and other	Employer's fault for accidents at work/solidarity	2,277
	Nestor Hernández Morales and others	Pension substitution	585
	Luis Alberto Merchan Gómez	Compensation for Consequential Damages	482
	Maria Eugenia Motato Gañan	That they be paid compensation for damages for the death by electrocution of their family member/that they be compensated for the fatal damages received	426
	Pedro Nel Giraldo Patiño and others	Permanent travel expenses - social security contributions.	338
	Carlos Alberto Montoya Gonzalez and Others	Pension resettlement	278
	Frank Estivar Escudero Aristizábal and Others	Payment of severance pay and social benefits	142
	Colpensiones	Nullity of administrative act	41
	Miriam Yesmith Alzate Ospina	Recognition 100% allowance 14	10
	Gustavo Moreno Orozco	Partial Energy Exemption	8
<b>Total CHEC</b>			<b>27,189</b>
	Inversiones MIVVI SPA/Aguas	C-3471-2023 Inversiones MIVVI SPA/Aguas Antofagasta S.A and others	8,223

Company	Third party	Claim	Value
ADASA	Antofagasta S.A and others		
	SISS / ADASA and others	IPS N° 248 Exp.5494-2024; C-293-2024; C-4624-2023; C-6-2024	5,143
	Superintendence of Health Services	SISS Sanctioning File - 2023	3,268
	Superintendence of Health Services	SISS Sanction File - 2024	2,088
	LASERMED Professional Society	C-3934-2020 Claim for compensation for damages due to flooding in dermatological clinics.	1,437
	C-293-2024 Padilla/Aguas Antofagasta S.A and others	C-293-2024 and others	966
	Superintendence of Health Services	SISS Sanction File - 2021	925
	Superintendence of Health Services	SISS Sanctioning File - 2022	743
	Latazi/Belfi and others	T-899-2024 and others	627
	ADASA	Granizo Mérida Limitada and others/Aguas Antofagasta S.A	7612-2024 and others
Vallejos/ Incosek and others		O-178-2024 and others	206
Tapia / Servicios integrales PAQARY SPA and others		O-1307-2023; O-697-2023; O-5996-2022; O-1738-2023; O-1679-2023; O-1440-2023; O-1814-2023; O-1633-2023	198
Gutiérrez with ADASA		C-2304-2023	137
Audit report		Audit report 11382 - Accident inspection.	124
Femenías/ Egan and others		M-492-2024 and others	40
Directorate-General for Water		FO-0203-299 Inspection for unauthorized work in riverbed	31
Calizaya/Maestranza and Servicios del Norte Spa		O-1814-2023	23
State Defense Council/ADASA		C-3796-2017 Application of fine for water extraction over the authorized flow of Toconce catchment	3
<b>Total Aguas de Antofagasta S.A. (ADASA)</b>			<b>24,395</b>
CENS	Elsa Reyes de Buitrago and others	Indexation of the first pension allowance, in their capacity as pensioners and/or pension substitute to all the claimants and cancellation of interest to the legal maximum contemplated in Law 100 of 1993 in its article 141.	4,747
	Other labor proceedings with an amount of less than \$150 million	Other labor proceedings (48) with an amount of less than \$150 million	2,169
	Carlos Omar Rincón Carrillo and other	Recognition and payment of the transport allowance deducted by the contractor, expenses incurred for the maintenance of work tools, social benefits, holidays and moratorium compensation for the payment of the severance payment at the end of the employment contract, in addition to the costs of the process.	1,907
	William Alexis Ramirez	Cease the collection of public lighting to the municipality of Cúcuta, reimbursement of the balances for public lighting to the municipality, payment of contractual and non-contractual	1,553

Company	Third party	Claim	Value
		damages. Claim: \$928,023,004.78 Incentive: 15% of the value recovered by the Municipality.	
	Sara Franco Guerrero and other	Material damage / moral damages / damage to life in relation to	1,492
	Jesús Efraín Ibarra Ochoa	To declare the pension compatibility between the retirement pension recognised by CENS and the old-age pension recognised by the ISS pensions, now Colpensiones.	1,479
	Ermelina Pérez de Rivera and other	That it is declared that CENS has the obligation to continue paying the full amount of health contributions and to continue paying 12% of the pension allowance; Likewise, to reimburse the contributions not paid since the date of the shareability of the pension, indexing them, plus default interest.	1,114
	Luis Alberto Peña Villamizar	Claim for compliance with the judgment issued within the ordinary labor process 200-097.	807
	Luis Héctor Rivero Rey	To declare the Company CENS S.A. E.S.P liable for the damages caused to the plaintiffs due to the failure in the service that generated a fire in the commercial premises and that as consequence moral damages are recognized, Consequential damages for the loss of premiums, Good Will, loss of profits.	789
	José Herlin Velandia Rojas and others	Recognize the conventional benefits of articles 20, 21, 26, 36 in the same way as workers who joined the company as workers before February 1, 2004, the moratorium compensation of article 99 of Law 50 of 1990, costs, indexation and extra and ultra petita.	494
	Cesar Augusto Labastidas Arias	Executive process following the ordinary labor process aims to execute the judicial title - ruling	484
	Richard Arcenio Rodríguez Camargo and other	That it be declared that the time of service as a SENA apprentice in CENS of the plaintiffs will be taken into account for all purposes with the date on which they began as contract workers for an indefinite term, in accordance with the provisions of the collective bargaining agreement, and that it be declared that the company has failed to fully comply with the postulates provided for in said agreement, and that the plaintiffs be recognized and paid all corresponding labor claims.	471
	Carmen Rosa Galvis Urbina	To declare CENS and Ingeniería y Servicios Unión Temporal liable for the damages caused to the applicant as a result of the death of Freddy Díaz. Moral damages. Consolidated and future material losses.	466
	Blanca Doris Pacheco Bayona and Others	Declare the defendants administratively and civilly jointly and severally liable and order the payment of subjective moral damages, compensation for pecuniary damages as well as future loss of earnings.	436
	Other administrative proceedings with an amount less than \$250	Other administrative proceedings (2) with an amount less than \$250	427
	Other Fiscal proceedings with an amount less than \$250	Other fiscal proceedings (2) with an amount less than \$250	284
<b>Total CENS</b>			<b>19,119</b>
<b>AFINIA</b>	Berenice Castillo Meza and others	Indemnification of easement / restitution of property	3,433
	Darío Tordecilla Burgos and others	Death/Personal Injury Indemnity	3,430
	Ana María de Jesús Sofan Sánchez and others	Compensation for damages / ATEP	1,861

Company	Third party	Claim	Value
	Oscar Puello Andraus and others	Reassessment of benefits	1,665
	Sabel Humberto Puerta Padilla and others	Disability Payment	1,473
	SINTRAEECOL Nacional	Nullity of agreements/Payment of permanent union leave for executives	1,432
	Martha Pareja Medina	Wage equalization	409
	Atenogenes Guerrero Muñoz	Contract Reality	334
	Francisco José Ayola Méndez and Others	Retroactive severance pay/contributions	332
	David Torres Bello	Nullity of the 2003 Agreement	274
	Luis Ramon Delgado Gonzalez and Others	Reinstatement Action	223
	Carmen Inés Yanes Ortiz	Nullity of affiliation and transfer of pension fund	175
	Jairo Rafael Osorio Alvarez	Conventional non-pensioner benefits	25
<b>Total AFINIA</b>			<b>15,066</b>
ESSA	Johana Andrea Granados Olarte and others	Request for payment for moral and material damages, injuries, loss of earnings/consequential damages.	2,179
	Alba Liliana Ochoa Hernández and other	Declare ESSA administratively responsible for the deaths of individuals and order the payment of moral and material damages.	2,115
	Janeth Johana Herrera Toro and others	Condemn Electrificadora de Santander S.A. E.S.P. to the payment of compensation for the plaintiff's work accident.	1,524
	Laura Constansa Acevedo Perez and others	Declare termination of the employment contract in violation of due process	1,297
	María Eugenia Cobos Ramírez	Claim for occupational disease, obligation to pay the claimants the full and ordinary compensation for damages contemplated in Article 216 of the CST.	339
	Adriana del Pilar Galvis Henao	Liability claim for employer group life insurance policy	47
	Luis Humberto Rangel Uribe	Declaration of current employment relationship and recalculation of seniority bonus	40
	Gerardo Vargas Barón	Recognition of pension substitution/disability pension	24
	Payment of processes made in 2023 and 2024	Payment made in September 2023 for the 19019920 and 16014817 processes, which as of the cut-off date - August 2023 - are in force.	(2,099)
<b>Total ESSA</b>			<b>5,466</b>
EMVARIAS	William Alexander Saldarriaga Benjumea	Recognition of non-pecuniary damage	875
	Héctor Fabio Correa and other	Direct Repair	866
	Pedro Nel Rendón Morales and others	Application/ readjustment of conventional pension/ repayment of pension/ compensation in lieu of pension	674
	Eliana de las M. Rojo Echavarría and other	Survivor's Pension / Funeral Assistance	575
	Arley Alonso Vélez Toro and others	Labor liability/ nullity and reinstatement of labor law/ employer's fault	329

Company	Third party	Claim	Value
	Alexis de Jesús Botero Jiménez	Labor solidarity with JAC Pradera/ Corprodec	226
	Alex Estibel Arango Aguiar y otros	Contract Reality	205
<b>Total EMVARIAS</b>			<b>3,750</b>
<b>Aguas Nacionales</b>	Alberto Guerrero Castro and others	Repayment of wages, benefits and social security and moratorium compensation.	895
	Fray Noe Betancurt Taborda and others	Reinstatement & Workers' Compensation	403
	Natalia López Montoya	Declare the existence of the employment relationship, payment of wages, social benefits, compensation, moratorium sanction of article 65 CST.	188
	Margarita María Arcila López	Recognition of material damage due to the wastewater that entered your home due to the interventions carried out by EPM	45
<b>Total Aguas Nacionales</b>			<b>1,531</b>
<b>ELEKTRA NORESTE S.A.</b>	Alex Montenegro and other (Urbanización La Toscana)	Civil Procedure - Residents of Tuscany	1,228
<b>Total ELEKTRA NORESTE S.A.</b>			<b>1,228</b>
<b>DELSUR</b>	Ronal Yoel Miranda Aguilar and others	Work contingency	465
	SIGET	Claim for Technical Indicator Compensation Refunds	376
	Miscellaneous Clients	Claim for Error in Fare Classification	342
	Plásticos Divers S.A. de C.V. and others	Claiming Damaged Appliances	32
	Alcaldía Municipal San Esteban Catarina	Claim for fee for use of poles and installation of structures	26
	Mayor's Office of San Salvador and others	Municipal Tax Claims for Pole Installation	24
	SIGET	SIGET Agreement 821-E-2013/ 1149-E-2013, refund of charges.	2
	SIGET		(154)
<b>Total DELSUR</b>			<b>1,113</b>
<b>Total Recognized Litigation</b>			<b>1,202,248</b>

Amounts stated in millions of Colombian pesos-

#### 14.1.3 Contingent consideration - Business combinations

Corresponds to the contingent consideration related to the acquisition of the subsidiaries Espiritu Santo Energy S. de R.L. and Empresas Varias de Medellín S.A. E.S.P. - EMVARIAS, both acquired in 2013. The balance as of September 30, 2024, amounted to \$141,554 and \$15,561 respectively, for a total provision in the Group of \$157,115 (2023: \$141,143).

The main assumptions considered in the calculation of the contingent consideration related to the acquisition of Espiritu Santo are estimated date of occurrence of the milestones associated with the contingent payment, the associated probability of occurrence and additionally, the discount of the payment flows was considered by applying a discount rate (Libor rate) according to the risk of the liability. To date, there is no evidence of future events that could affect the calculation of the provision.

The main assumptions used on the future events of the contingent consideration related to the EMVARIAS acquisition are: litigation in progress against EMVARIAS at the date of the transaction, definition of the year of materialization of each of the litigations, definition of the value linked to each of the litigations, estimate of the future contingent disbursements linked to the litigations estimated for each year and



discount rate (TES fixed rate) to discount the flows of future contingent disbursements. To date, there is no evidence of future events that could affect the calculation of the provision.

#### 14.1.4 Other provisions

The subsidiaries that, in the Group, contribute to the item of other provisions are:

EPM in Colombia includes the detail of the following provisions: a) for events focused on the quality of life of employees and their family group, such as: employer's policy, multiplier points, Somos program, technical reserve and provision for high cost and catastrophic diseases; b) provisions related to environmental sanctioning procedures and sanctions imposed by the competent authorities; c) provisions related to the Ituango Hydroelectric Power Plant; d) union contribution.

The main assumptions considered in the calculation for each type of provision are as follows:

**Employer's policy:** Granted to EPM servers as an extralegal benefit. An aggregate deductible was incurred from July 1, 2023 through September 30, 2024, for \$4,750. The main assumptions considered in the calculation for each type of provision are: TES discount rate, fixed rate, estimated amount payable and estimated payment date. To date, there has been no evidence of future events that could affect the calculation of the provision. The balance of the provision as of September 30, 2024 amounted to \$3,112.

**Technical reserve:** associated to the Medical and Dental Service Unit of EPM and which is stipulated in Article 7 of Decree 2702 of 2014, which has the purpose of maintaining an adequate reserve to guarantee the payment of the provision of health services of the Social Security Health System. This reserve includes both the health services already known by the entity, as well as those occurred, but not yet known, which are part of the mandatory health plan and complementary plans, as well as disabilities due to general illness. The basis for calculating the reserve is that corresponding to all service authorizations issued and which at the cut-off date on which the reserve is to be calculated have not been collected, except those corresponding to authorizations issued more than twelve months ago or those that at least four months after having been issued, there is evidence that they have not been used. The balance of the provision as of September 30, 2024, amounted to \$23,454.

**High-cost and catastrophic diseases:** the basis for calculating this provision is the analysis of the entire population of members and beneficiaries of the EPM Adapted Health Entity (EAS) who suffer from any of the authorized pathologies. The balance of the provision as of September 30, 2024, 2024 amounted to \$24,611.

**Multiplier points:** The points obtained during the year must be recognized at the request of the interested party or by decision of the Human Resources Development Department at the end of each accounting period and must be paid through the payroll. The value of each point is equal to 1% of the monthly minimum wages, and there should not be a point accumulation process from one year to the next. The balance of the provision at September 30, 2024 amounted to \$42.

**Capitalizable easements:** This corresponds to recognizing a capitalizable litigation, as it is associated with an asset. Dismantling it should increase the value of the ongoing construction. As of June 30, 2024, EPM has a balance of COP 14,389 for the easement imposition process for Power Transmission Line, Second Circuit San Lorenzo - Calizas 110 KV project, located in the eastern part of the department of Antioquia, in the jurisdiction of the municipalities of Cocorná, San Luis, San Francisco and Sonsón.

**Miscellaneous Provisions:** In September 2024, the El Salto-Amalfi provision was created for COP 919.

For the other provisions described, the main assumptions considered in the measurement include: estimated life expectancy, estimated payment date, estimated payment amount, and a discount rate calculated with reference to the market yields of bonds issued by the National Government.

**Environmental sanctioning procedures:**

- As of September 30, 2024, the Group had a balance of \$82 for environmental sanctions imposed by Superintendencia de Industria y Comercio on EPM for the result of the technical audits to the gas vehicles stations, due to non-conformities found for supply in the chips, in accordance with resolution 40278 issued by the Ministry of Mines and Energy.
- As of September 30, 2024, the Group had a balance of \$14,389 in EPM, due to the imposition of easements for the San Lorenzo-Calizas energy project.

**Hidroituango Central Contingency:**

- In EPM, provision for the contingency of the Hidroituango power plant that caused the flooding of the waters of the Cauca River as result of the blockage of the project on April 28, 2018. This provision covers the care of those affected in Puerto Valdivia for compensation for consequential damages, loss of earnings, moral damages, and reparation to the community infrastructure. During 2024 Adjusted provision by \$416 as recovery income and \$2,516 by financial expense and payments amounting to \$1,203. As of September 30, 2024, the provision balance amounted to \$38,481.

AGUAS REGIONALES - Urabá - Colombia: includes provision for environmental sanction issued by Corpourabá for non-compliance with the Sanitation and Discharge Management Plan (PSMV) approved by the municipality of Apartadó. The balance of the provision as of September 30, 2024, amounted to \$6,036.

CENS - Norte de Santander - Colombia: includes provision corresponding to expected losses on construction contracts. The balance of the provision as of September 30, 2024, amounted to \$7.

ADASA in Chile: includes the provision related to the return of the existing working capital at the end of the term of the concession of the Sanitary Concession Transfer Agreement, signed between the Company and Econssa Chile S.A. The balance of the provision as of September 30, 2024, amounted to \$58,888.

ENSA in Panamá: includes the provision related to compensation to customers for non-compliance with service quality standards, which are regulated by the National Authority of Public Services of Panama (ASEP). The balance of the provision as of September 30, 2024, amounted to \$23,902.

TICSA in México: includes provisions related to: contractual obligations, electricity expenses and other expenses related to plant construction projects. The balance of the provision as of September 30, 2024, amounted to \$1,748.

DELSUR in El Salvador: includes provision related to customer claims for improper charges, voltage variations, damage to electrical appliances, among others. The balance of the provision as of September 30, 2024, amounted to \$3,669.

**Insurance technical reserves**

The technical reserves associated with insurance contract obligations for property damage, tort liability, infidelity and financial risks, directors and officers, errors and omissions, and cyber risk programs are detailed below:

Insurance technical reserves	September 30, 2024	December 31, 2023
Loss reserves payable	114,380	104,982
Reserve for unreported incurred losses	199,163	182,799
Unearned premium reserve	191,318	113,518
<b>Total</b>	<b>504,861</b>	<b>401,299</b>

*Amounts stated in millions of Colombian pesos*

The movement in insurance technical reserves is as follows:

September 30, 2024	Initial balance	Adjustments in technical reserves	Final balance
Loss reserves payable	104,982	9,398	114,380
Reserve for unreported incurred losses	182,799	16,364	199,163
Unearned premium reserve	113,518	77,800	191,318
<b>Total</b>	<b>401,299</b>	<b>103,562</b>	<b>504,861</b>

*Amounts stated in millions of Colombian pesos*

December 31, 2023	Initial balance	Adjustments in technical reserves	Final balance
Loss reserves payable	136,500	(31,518)	104,982
Reserve for unreported incurred losses	201,910	(19,111)	182,799
Unearned premium reserve	84,381	29,137	113,518
<b>Total</b>	<b>422,791</b>	<b>(21,492)</b>	<b>401,299</b>

*Amounts stated in millions of Colombian pesos*

#### 14.1.5 Estimated payments

The estimate of the dates on which the Group considers that it will have to make payments related to the provisions included in the consolidated statement of financial position as of the cut-off date is as follows:

Estimated payments	Decommissioning or environmental restoration	Litigation	Business combination	Other provisions	Total
To One year	96,958	40,132	126	31,511	168,727
To Two-year	313,727	280,807	0	25,619	620,153
To Three years	217,414	79,892	156,989	9,253	463,548
To four or more years	319,774	985,780	0	-	1,305,554
<b>Total</b>	<b>947,873</b>	<b>1,386,611</b>	<b>157,115</b>	<b>66,383</b>	<b>2,557,982</b>

*Amounts stated in millions of Colombian pesos*

#### 14.2 Liabilities, contingent assets

The composition of contingent liabilities and assets that are not recognized in the financial statements are as follows:

Type of contingency	Contingent liabilities	Contingent assets
Litigation	3,249,356	215,270
Guarantees	387,391	
<b>Total</b>	<b>3,636,747</b>	<b>215,270</b>

Amounts stated in millions of Colombian pesos

The Group has litigation or proceedings that are currently pending before jurisdictional, administrative and arbitration.

The main litigations pending resolution and judicial and extrajudicial disputes to which the Group is a party as of the cut-off date, as well as disputes, are indicated below:

#### 14.3.1 Contingent liabilities:

Company	Third party	Claim	Value
EPM	Other Administrative	641 Litigations under \$2,892 with an average of \$834.	554,138
	ISAGEN S.A. E.S.P.	EPM is ordered to compensate ISAGEN for the damages it suffered as a result of the fire and the consequent unavailability of the Guatapé Power Plant.	403,315
	Maikol Arenales Chaves	To declare the defendants administratively liable, as the cause of the unlawful damage for having destroyed the fishing resource of the Ciénagas de Montecristo complex, which is due to the construction of the IHP.	358,592
	ELECTRICARIBE - Electrificadora del Caribe S.A. E.S.P.	To declare that EPM breached the Acquisition Agreement by refraining from making the adjustment of the Compensatory Payment for Collection foreseen, in favor of ELECTRIFICADORA DEL CARIBE S.A. in liquidation. As a consequence, ELECTRIFICADORA DEL CARIBE - IN LIQUIDATION - is entitled to receive the difference between the Compensatory Payment for Collection at the Closing Date and the Compensatory Payment for Final Collection, which amounts to (COP\$43,548,032,051). Declare that EPM, due to its non-compliance, is obliged to pay default interest, between 2020/11/09 or the date determined by the Court and the date of effective payment of the capital sentences.	164,863
	Villa Esperanza Neighborhood	Non-pecuniary damage in the proportion of 100 SMLMV for each of the members of the group, that is, for one thousand two hundred and ninety-six (1296) people, which in total is equivalent to One hundred thirteen thousand seven hundred sixty-three million one hundred thirty-nine thousand two hundred pesos (\$113,763,139,200). Material damage as consequential damage for the destruction of each of the homes, calculated in an individual value per dwelling of five million pesos (\$5,000,000) which in total indicates 377, for a total of one thousand eight hundred and eighty-five million pesos (\$1,885,000,000).	144,701
	CCC Ituango Consortium	To declare that the Claimants constructed the GAD in accordance with the detailed plans and drawings; the Technical Specifications of construction; and, the instructions and requirements of EPM and the Auditor's Office; that the contingency that occurred in the Project from 2018/04/28 is not attributable to a breach of contract by the Claimants; nor for the operation of the works delivered. Requests that EPM be ordered to pay the Consortium \$70,000,000,000 as an incentive for the execution of the accelerated works program; and, to reimburse the Claimants for any sums they may be obliged to pay as a result of decisions taken in the compensation actions brought by third parties allegedly affected by the Contingency. A total of 22 claims.	90,129
	Municipality of Bello	That the nullity of Resolutions 2022- RESCRED-77 of November 24, 2022 and 2022 - RESCRED-1 of August 31, 2022 and 2022- RESCRED-100 of December 30, 2022, issued in the coercive collection process promoted by EPM for the collection of the judgment issued by the Council of State, in the process filed 05001233100020110134301 /That the by way of restoration of the right be declared that the order of payment that consists of the return of the sums paid by the Municipality of Bello to EPM on the	78,798

Company	Third party	Claim	Value
		occasion of the payment agreement conditional on the outcome of the Extraordinary Appeal for review filed against the judgment filed 05001233100020110134301.	
	Aures Bajo S.A.S. E.S.P	First main claim. Declare that EMPRESAS PUBLICAS DE MEDELLIN E.S.P. seriously and repeatedly breached the energy supply contract No. CT - 2015 - 000363, signed with AURES BAJO S.A.S. E.S.P., by failing to pay the full price of the energy supply for the months of September, October, November and December 2022 and January in a timely manner, February and September 2023. That AURES BAJO S.A.S. E.S.P. has the right to have the unilateral termination of the supply contract declared with effect from September 30, 2022. That the defendants be ordered jointly and severally to pay all the damages caused constituting consequential damages and loss of profits, in a minimum value of twenty thousand eight hundred and ninety million eight hundred thirty-three thousand three hundred and thirty-three pesos M.L. (\$20,890,833,333	67,642
	Aura De Jesús Salazar Mazo	Collective right of approximately 113 people who each claim \$1,133,400 for Consolidated Loss of Profit and \$78,753,854 for Future Loss of Profit, for destroying, interrupting and cutting the ancestral mule paths that lead from the Alto Chiri village of the municipality of Briceño to the Valle de Toledo township.	42,776
	Guzmán Bayona E Hijos S EN C	To declare the Mining and Energy Planning Unit (UPME) and Empresas Públicas de Medellín ESP to be held jointly and severally liable for the de facto conduct they incurred in awarding and installing electrical wiring towers in a mining concession area without prior coordination and without any administrative act or judicial resolution for the affectation of the acquired rights.	31,726
	Obras Civiles E Inmobiliarias S.A - Oceisa	That it be declared that EPM's failure to comply with the main obligation to deliver studies and designs prevented the execution of the contract by OCEISA and that it is not contractually liable for those portions of the work that could not be executed by third parties due to events beyond the control of the parties that prevented the normal execution of the contract.	21,412
	Other Labors	220 processes under \$1,298 with an average of \$98.	17,589
	Dayron Alberto Mejía Zapata	Material Damages: Loss of Profits: calculated at \$569,000,923, a sum that must be updated in accordance with the evidence; Moral damages: estimated at 100 s.m.m.l.v.; Damage to health: estimated at 100 s.m.m.l.v.; And, Damages to Constitutional Property: which estimate in the amount of 100 s.m.m.l.v., all of the above for each of the plaintiffs, or failing that, the maximum granted by jurisprudence for similar cases, for a total to date of 4,500 s.m.m.l.v.	16,448
	Nueva Esperanza Temporary Union	To declare that EPM failed to comply with and unbalanced the contract CT-2013-000641 whose object was the execution of the construction and electromechanical assembly works of the 230KV transmission lines Guavio - Nueva Esperanza and associated reconfigurations paraíso - Nueva Esperanza - circo y paraíso- Nueva esperanza - San Mateo.	14,376
	Abraham de Jesús Barrientos	To declare HIDROELECTRICA ITUANGO and EPM liable for the damages caused; and, in solidarity with IDEA, the MAYOR'S OFFICE OF MEDELLIN and the DEPARTMENT OF ANTIOQUIA. Loss of earnings: for the loss of income in the displacement due to the emergency caused, damage due to the impossibility of exercising the ancestral economic activity of barequeo, from which the plaintiffs are supported, calculated at 2 SML, for 27 months equivalent to \$50,920,072 per person; for emotional affectations, for each, 100 SMLV, with estimate of \$87,780,300 for a total of \$10,094,734,500.	10,974
	Martha Cecilia Arango Usme	That it be declared that EPM occupied the property or lot of land located in the urban area of Medellín called ASOMADERA owned by the plaintiff without having exhausted any legal process or mechanism against my client; That is, by means of a de facto way, to install electric power towers and electrical conduction lines in this abusive way, leading to irreversible damage and affectations that must be repaired.	10,718
	Iván De Jesús Zapata Zapata	To declare the defendant entities administratively liable for all material and moral damages and damage to the life of the relationship, caused as a result of the execution of an administrative operation that ended with the eviction of the plaintiffs and their families from Finca La Inmaculada, carried out on 2019/10/18. Order the defendants to pay the value of the land, buildings and furnishings as well as the agroforestry valuation of the property; the damages and affliction derived from the suffering caused by	10,697

Company	Third party	Claim	Value
		the eviction, the violation of human dignity, and seeing how their homes and crops were destroyed. He claims 100 SML for each of the plaintiffs.	
	Darío de Jesús Pérez Piedrahíta	That the defendant be held liable for the violation of the fundamental and collective rights to life, health, family privacy, the enjoyment of a healthy environment, the existence of ecological balance and the rational management and use of natural resources, which led to the causing of the unlawful damage caused to the plaintiffs by the imposition of easements in compliance with an energy generation plan which has caused significant damage to the actors, both material and moral.	10,050
	INMEL Ingeniería S.A.S.	To order EPM to compensate the BGA Line Consortium for the damages suffered, in proportion to its participation in the contractor consortium (80%), after the submission of the bid, conclusion, execution and completion of the CT 2016 001695 contract, where unforeseen situations arose not attributable to the contractor that varied the conditions of execution and made compliance more onerous for the contractor; and that the contracting party failed to comply in that it refused to restore the financial or economic equilibrium of the contract.	9,591
	Radian Colombia S.A.S.	To declare that between EPM and Radian Colombia SAS there was work record CT-2015-002500-A1 whose purpose was: "Construction, replacement and maintenance of networks, connections and accessory works of the infrastructure of EPM's aqueduct networks". That EPM failed to comply with clause 1.4 Scope and location of the works, and its obligation to pay the additional administrative and locative resources required for the attention of northern zone that was assigned to it after the aforementioned work act.	9,201
	VELPA SOLUCIONES INTEGRALES S.A.	Declare null and void EPM's decision to reject the proposal submitted by the company VELPA SOLUCIONES INTEGRALES S.A., in the context of the procurement process PC-2009-0974 opened by EPM, on the grounds that it is allegedly disqualified from contracting with EPM and order it to pay the amount of the damages suffered as a result of the rejection of the claim in procurement process No. 2009 - 0974 and the sums that it will no longer receive as a result of the impossibility of contracting with the State for a period of 5 years, as a result of the decision adopted by EPM.	6,456
	International Business Group S.A.S.	The PLAINTIFF requests a declaration of liability of the parties for the damages suffered by the events narrated and an order to pay the material damages, in the sense of: consequential damages, consolidated loss of profits and future loss of profits.	6,317
	Zandor Capital S.A. Colombia	It requests the nullity of administrative acts No. 0156SE-20170130033319 of September 14, 2017, 015ER-20170130045192 of April 8, 2017 and SSPD-20178300036125 of September 20, 2017 and as a restoration of the right an initial claim of five thousand (5,000) million pesos.	6,164
	AXEDE S.A.	Loss of profits due to having affected their right to free competition, given the actions and omissions carried out by EMPRESAS PÚBLICAS DE MEDELLÍN EPM and the company MVM INGENIERIA DE SOFTWARE.	5,945
	I.A. S.A. (Ingenieros Asociados)	Declare the breach of Contract CW 10084 of 2017, ordering compensation for damages in the form of consequential damages, covering payroll expenses between May 9 and 15, 2018, as well as transportation, tools, and equipment costs; additionally, compensation for lost profits due to the unavailability of equipment and tools between May 10, 2018, and May 31, 2021; and, compensation for lost profits due to the financial returns that were not received between May 10, 2018, and May 31, 2021.	5,818
	ELECTRICARIBE - Electrificadora del Caribe S.A. E.S.P.	To declare that the term of the indemnity obligation in charge of ELECTRIFICADORA DEL CARIBE S.A. E.S.P. in liquidation, as Seller provided for in the Share Acquisition Agreement, has already expired and that no Loss has materialized for EMPRESAS PÚBLICAS DE MEDELLÍN E.S.P., CARIBEMAR DE LA COSTA S.A.S. E.S.P., nor for any Indemnifiable Party of the Buyer that gives rise to the release of the Guarantee Resources in favor of EMPRESAS PÚBLICAS DE MEDELLÍN E.S.P. The period during which the Guarantee Resources were to remain deposited in the corresponding Sub-Account of the Trust has already expired.	5,597
	Inversiones Gallego Tobón SAS	Material damage resulting from: construction of two synthetic courts, dismantling of the courts, assembly of the gymnasium; Lease fee for 48 months; Labor Expenses, Advertising and Marketing Expenses; Payment of public services, stationery, supplies, cleaning supplies; purchase of gym equipment; Future loss of earnings: \$1,416,371,947; Moral damages, for the 5 natural persons convening: 500 SMLMV/Physiological damage, for 5	5,008

Company	Third party	Claim	Value
		natural persons: 500 SMLMV/Loss of opportunity, for the 5 natural persons: 500 SMLMV.	
	Yovan Antonio Quintero Gómez	Declares EPM ADMINISTRATIVELY AND CIVILLY LIABLE. and/or THE COMPANIES; directly for the material and moral damages in their different manifestations and to compensate my principals as DRAGUEROS MINERS in their MAIN ACTIVITY in which they worked from 1.995 to date, adding up to 27 consecutive years. INDEMNIFY EVERYTHING THAT BY RIGHT BELONGS TO THEM AND IS COVERED BY LAW, and the provisions of the Manuals of Unit Values for the Payment of Compensation for Economic and Productive Activities; I must deliver to them and transfer to my principals the housing compensation, according to the MVU in the place where they decide.	4,993
	Licuas S.A.	That EPM be ordered to recognize and pay the contractor the monies withheld, The nullity of the official letter 201901301521030257 of 2019 contractual act by which the unilateral termination of the contract was declared CW20106 for non-compliance. To order EPM to restore the project and to recognize and pay the cost overruns caused to LICUAS, due to the interruption of the project for reasons not attributable to the contractor.	4,893
	Albeiro de Jesús Valencia Pérez	The plaintiff requests the payment of social benefits and the moratorium penalty, from July 9, 2010, until the total amount owed by all the plaintiffs is paid, in order to obtain payment of the judgment issued by the Eighth (08) Labor Court of Decongestion of the Medellín Circuit in the labor lawsuit with file 05001-31-05-005-2011-0135-00, in which EPM was not a party to the process.	4,794
	Coonatra Copa SAS Bus Depot	PROFIT. Estimating from the entry into operation of the logistics center (January 1, 2019), until September 30, 2019, in an estimated \$280,740,048 per month. CONSEQUENTIAL DAMAGE, for payment of salaries and social benefits of the staff who have provided permanent custody services of the property and its maintenance, from December 2018, until September 30, 2020, since, as the holder of the real right of ownership, in any case, he is responsible for the conservation and custody of the property.	4,792
	SMARTGROWTH S.A.S	To declare that EPM is responsible for the unlawful damage and material damages caused to the plaintiffs by actions and omissions in the constitution of the unformalized electrical easement over the rural property "La Cascajera", located in Madrid, Cundinamarca; and, the damage caused to the mining activity carried out. Condemn EPM to remove the electrical power wiring that crosses the property; and, to compensate for the damage of \$1,477,586,746, which corresponds to the compensation for the occupied area and which is susceptible to the constitution of an unformalized easement since 2016.	4,753
	Hilos Hebratex S.A.S	Claims the benefit for: The five months of 2012, \$474,987,000; for the twelve months of 2013, \$1,271,857,300; for the six months of 2014, \$1,170,634,000. For the paralysis during the 25 days it took to repair the engines and fix and deliver the machines, \$82,125,000; for the repair of the machines, \$2,400,000; for payroll during the 25 days of the company's paralysis, \$4,172,646; for the production materials that were damaged, \$2,312,000; and, for rent payment during the twenty-five days of paralysis of the company, \$2,348,000.	4,511
	OPTIMA S.A.	That CORANTIOQUIA AND EPM are jointly and severally and administratively liable for all damages, patrimonial and extra patrimonial, caused to OPTIMA S.A. CONSTRUCCIÓN Y VIVIENDA Y PROMOTROA ESCODIA S.A., as a result of the breach of the duty of care, prevention, protection, maintenance, recovery and other actions, which guaranteed the balance and sustainable development of the environment in the Las Brujas basin, Loma de las Brujas and Cuenca del Ayura in the Municipality of Envigado.	4,396
	Aures Bajo S.A.S. E.S.P	To declare that in entering into the energy supply contract and its amendments, entered into between Aures Bajo S.A.S. E.S.P. and Empresas Públicas de Medellín E.S.P., the plaintiff company made an error that substantially vitiated and/or affected its consent, because if it had known that the circumstances of the time of entry into operation of the Hidroituango hydroelectric plant would not affect the price agreed upon in the supply contract and its variation over time, it would not have entered into it, the error being incidental and transcendental, in order to enter into the contract.	4,349
	Miguel de Jesús Gómez Ramírez	To declare EPM responsible for including the plaintiffs as persons affected by the Ituango Hydroelectric Project, as miners and to cancel the compensation to which they are entitled for loss of economic activity,	4,061

Company	Third party	Claim	Value
		granting them Type 3 compensation for the population and to compensate the plaintiffs as miners for 28 years, and therefore, to pay them for their improvements, crops, possession, construction and maintenance of roads, legal premiums, relocation, consequential damages, loss of profits and moral damages.	
	Humberto de Jesús Jiménez Zapata	That the process be carried out as a class action in accordance with Law 472 of 2008, against Hidroeléctrica Ituango S.A. ESP and EPM ITUANGO S.A. ESP, so that the living conditions of the plaintiffs, which were stable, are respected, and the values that are relative to each of the families and persons registered are given, declaring that EPM Hidroituango project did not duly pay the values and compensation to each of the families and individuals who were registered, in accordance with the manual of unit values.	4,012
	Gustavo Vélez Correa	That it be declared that EPM is administratively responsible for the economic damages caused to the plaintiff by the fact that the plaintiff is the holder of a mining concession contract over the area that EPM required for the imposition of easements and expropriation, related to the Valle de San Nicolás project, in the jurisdiction of the municipality of El Retiro.	3,936
	Carlos Augusto Jiménez Vargas	Declare that the defendants are jointly and severally liable for all damages suffered by the plaintiffs due to the sewerage works of CENTRO PARRILLA.	3,915
	Horacio de Jesús Gómez Ramírez	To declare EPM administratively, civilly and financially liable for not including HORACIO DE JESÚS GÓMEZ RAMÍREZ, IMELDA RODRÍGUEZ HENAO, MIGUEL DE JESÚS GÓMEZ RAMÍREZ, MARÍA CAROLINA SÁNCHEZ DE GÓMEZ as affected by the Hidroituango project, as Chorreros miners since 1994; to compensate them for the loss of economic activity for 28 years; pay them improvements for possession, cultivation, construction and maintenance of a road, legal premiums, relocation, consequential damages, loss of profits, and moral damages caused; and, to pay them \$2,675,664,000.	3,711
	INCIVILES S.A.	Declare null and void EPM's Resolutions 0041 of January 21, 2005 and 00283 of April 21, 2005, which declared the risk of breach of the contract No 020113590 entered into between EPM and INCIVILES.	3,711
	GRUPO PAPELERO S.A.S.	Declare Empresas Públicas de Medellín responsible for the damages caused to Grupo Papelero S.A.S., resulting from the flooding caused by the leak caused by the rupture and explosion of the main pipe located diagonally across from the Grupo Papelero S.A.S. business establishment. This pipe is part of the public network of the water and sewer service provided by Empresas Públicas de Medellín in the Chagualo sector. This property was in the custody and administration of EPM, which is subject to objective liability for any damages it may cause.	3,649
	Ingeniería Total Servicios Públicos S.A. E.S.P.	That it be declared that EPM breached Contract CT-2010-0499, the purpose of which was the "Construction and replacement of aqueduct and sewer networks in the Moravia neighborhood of the municipality of Medellín and paving of the roads affected by these works... ". That, as a result of such breach, the economic equilibrium of the Contract was broken and is responsible for the restoration of that equilibrium.	3,517
	Darío Sepúlveda Hernández	The convener requests that the damages generated with the construction of the PH PORCE III be covered, due to the abandonment that he had to make of his ranch and his activity as a barequero at the height of the LAS BRISAS and REMOLINO landscapes, due to the non-compliance with the agreements reached with EPM.	3,453
	Horacio de Jesús Gómez Ramírez	To declare EPM responsible for including Mr. Horacio and Mr. Miguel de Jesús Gómez Ramírez; María Carolina Sánchez de Gómez and Imelda Rodríguez Henao, as affected by the Hidroituango Project; as MINEROS CHORREROS since 1994 and, therefore, to pay the compensation to which they are entitled, for the payment of compensation for loss of economic activity and to INDEMNIFY the children for 27 years; and to pay for their improvements, cultivation, possession, construction, and maintenance of the road; legal premiums, refusal, consequential damages, loss of profits and moral damages since 2018/05/26.	3,361
	María Isabel Lora López	That EPM be declared administratively liable for all the pecuniary and non-pecuniary damages suffered by the plaintiffs as a result of the death of the minor named MONICA ANDREA LORA LOPEZ and the injuries suffered and suffered by MARIA ISABEL LORA LOPEZ; for the events that occurred on 02/02/2000 in the Causes de Oriente neighborhood of the municipality of Medellín.	3,233



Company	Third party	Claim	Value
	Cuenca Networks Consortium	To declare that EPM was unfairly or illicitly enriched by the execution of contract CT-2014-000377-A1, which was not perfected, for which reason it must compensate for the alleged impoverishment suffered by the CORSORCIO REDES CUENCAS.	3,224
	Rafael Segundo Herrera Ruiz.	It is declared that EPM and others are jointly and severally and administratively liable for all the patrimonial and extra patrimonial damages caused to the plaintiffs, due to the overflow of the Cauca River that originated in the Ituango Hydroelectric Project.	3,197
	Eurocerámica S.A.	It is intended that EPM recognize and pay the sum of THREE THOUSAND ONE HUNDRED THREE MILLION FIVE HUNDRED SEVENTY-EIGHT THOUSAND NINE HUNDRED- AND THREE-PESOS M/L (\$3,103,578,903), allegedly incorrectly invoiced by EPM.	3,158
	German Alcides Blanco Álvarez	He requests the recognition of 100 SMLMV due to the diagnosed and final work disability of 17.79%, causing a decrease in his work and physical activity, causing a detriment to the assets that will go to Mr. German Blanco Álvarez for the accident of 04/29/2011, where damages and losses were caused to the plaintiffs.	3,096
	Dennis Esther Sehuanes Angulo	It is declared that the MUNICIPALITY OF MEDELLÍN, the Government of Antioquia, EMPRESAS PUBLICAS DE MEDELLÍN, the Municipality of Ituango and the municipality of Taraza, are administratively responsible for the unlawful damages caused to the plaintiffs, on the occasion of the immediate evacuation of their properties, also ceasing their commercial activities due to the overflow of the Cauca River, which has brought a great alteration to the constitutional and conventional rights of the plaintiffs.	3,086
	Oscar Jaime Restrepo Molina	For the frustrated profits, due to the decrease in the contracts that he may have had with EPM and his inability to contract with it, as a result of the presentation of the complaint that was made with the company the suspension of the contracts that were in execution.	3,080
	Alcaldía de San José de Cúcuta	That the property damage caused by EPM due to the higher charge for energy consumption for public lighting in the city be restored to the Municipality of Cúcuta, as a consequence of CENS's incorrect billing of this service.	3,039
	Edwin David Yepes García	EPM and others are declared jointly and severally and administratively liable for all patrimonial and non-patrimonial damages caused to the plaintiffs on the occasion of the overflow of the Cauca River that originated in the Ituango Hydroelectric Project.	3,037
	Ruby Susana Arrieta Baldovino	That the entities be declared jointly and severally and administratively liable for all the patrimonial and extra patrimonial damages caused to the plaintiffs, due to the overflow of the Cauca River that originated in the Ituango Hydroelectric Project.	3,037
	Yuneidy Mazo Gaviria	Declare EPM and others responsible for the damages caused by the overflow of the Cauca River that originated in the Hidroituango Project. Moral damages 100 SMLMV for each claimant. \$12,844,891 for the impact on constitutional assets, on the rights enshrined in international conventions and treaties on human rights; and, to the other rights that the Judge finds proven. IN THE ALTERNATIVE, the judge is requested that, if he does not decree the compensation indicated, alternatives such as a study kit and tools for recreation and sports be granted for a minimum of \$5,000,000.	3,037
	Wilfran Enrique Gonzalez Castro	That the entities be declared jointly and severally and administratively liable for all the patrimonial and extrapatrimonial damages caused to the plaintiffs, on the occasion of the overflow of the Cauca River that originated in the Ituango Hydroelectric Project.	3,022
	José Eduardo Suárez	Declare the summoned entities responsible for the patrimonial and extra patrimonial causes caused to the actors, by the overflow of the Cauca River that originated in the Hidroituango Project. The defendants are ordered to pay SML 100 to each plaintiff for moral damages. Make the payment of 1 SML for each month that the red alert remained for the Municipality of Cáceres, between 2018/05/12 and 2019/07/26. If it is presented that the red alert has been extended, they request recognition of the minimum wages that the plaintiffs stop earning, from the date of the new facts, until the end of the alerts.	3,016
	Yarley Elena Velásquez	It is declared that the MUNICIPALITY OF MEDELLÍN, the Government of Antioquia, EMPRESAS PUBLICAS DE MEDELLIN, the Municipality of Ituango and the municipality of Taraza, are administratively responsible for the unlawful damages caused to the plaintiffs, on the occasion of the immediate evacuation of their properties, leaving also its commercial	2,965

Company	Third party	Claim	Value
		activities. For each of the plaintiffs for moral damages, the total sum of 100 SMLMV. Consolidated lost profits for the time of the red alert from May 12, 2018 and that remained until July 26, 2019. If it is demonstrated or presented that the red alert was renewed and/or extended, they request that the minimum wages be recognized that the plaintiffs stop accruing, from the date of the new events, until the alerts end.	
	Sirle Johana Villareal Henríquez	To declare the defendants liable for the pecuniary and extra patrimonial damages caused to the plaintiffs, as follows: for moral damages, \$87,780,300 per plaintiff. CONSOLIDATED LOSS OF PROFITS: 12,844,891,299 each. FUTURE LOSS OF EARNINGS: If the red alert is extended, recognize the minimum wages that the plaintiffs stop earning until the alerts end. DAMAGE TO CONSTITUTIONAL AND CONVENTIONAL PROPERTY: 100 SMLV each. ALTERNATIVELY, a study kit and tools for recreation and sport for a minimum of \$5,000,000 for each of the plaintiffs.	2,948
	Adonai Vanegas Jimenez	To declare the CONSORCIO HIDROELECTRICA HIDROITUANGO S.A. E.S.P, EPM, the MAYOR'S OFFICE OF MEDELLÍN and others, jointly and severally and administratively liable for all patrimonial and extrapatrimonial damages caused to the plaintiffs, as a result of the emergency generated by the overflow of the Cauca River and until July 26, 2019, an event that originated in the Ituango Hydroelectric Project. Therefore, the defendant entities must pay \$87,780,300 to each of the 19 plaintiffs.	2,946
	Katerine Miranda Miranda	To declare the CONSORCIO HIDROELECTRICA HIDROITUANGO S.A. E.S.P, EPM, the MAYOR'S OFFICE OF MEDELLÍN and others, jointly and severally and administratively liable for all patrimonial and extrapatrimonial damages caused to the plaintiffs, as a result of the emergency generated by the overflow of the Cauca River and until July 26, 2019, an event that originated in the Ituango Hydroelectric Project. Moral damages: 100 SMLMV; loss of earnings \$12,844,891; and, Damage to constitutional and conventional property: 100 SMLMV for each of the plaintiffs.	2,946
	Diego Alberto Olaya Sánchez	That the defendant entities be declared administratively responsible for the facts complained of. As a result of the above declaration, the Court ordered to pay moral damages of 87,780,300 for each of the 19 defendants. Consolidated loss of earnings, for the months that these people were away from their homes. 100 minimum wages for each plaintiff for constitutional and conventional goods.	2,940
	Mercantile Company TECNOLOGÍA INSTRUMENTACIÓN Y GAS, T.I. GAS S.A.S.	To declare that EPM is administratively liable for the MATERIAL damages, since it has carried out abusive conduct of the dominant position and limitation of freedom of competition, against the commercial company TECNOLOGIA INSTRUMENTACIÓN Y GAS, T.I. GAS S.A.S., for the commercialization in the Aburra Valley and a large part of the Department of Antioquia of G-1.6 diaphragm gas meters for residential use, generating with such conduct, an unlawful damage to the Company in question.	2,939
	Alberto Arroyo Montiel	To declare Hidroituango, EPM, and others administratively liable for the damages caused to the defendants, for what they did not receive when they had to travel due to the emergency caused, due to the exceptional risk due to the impossibility of carrying out the economic activity from which the plaintiffs' livelihood was derived, calculated for 27 months, it is settled with 2 SMLV for 12 months. Due to the emotional effects of the victims, 100 SMLV is requested for each one for 2020. The estimate is \$87,780,300 per person, for a total of \$2,896,749,900. There are 33 plaintiffs.	2,930
	Francisco Manuel Villa Cuello	It is declared that the defendant entities are administratively responsible for the events, damages and losses caused to the plaintiffs./Moral damages to each of those affected./As consolidated lost profits to each of the plaintiffs for the months that they were outside of your home./Damage to constitutional and conventional assets	2,909
	Amanda De Jesús Del Castillo Calao	Declare CONSORCIO HIDROELECTRICA HIDROITUANGO S.A. E.S.P., EPM, the MAYOR'S OFFICE OF MEDELLIN, and others, jointly and administratively responsible for the entirety of the pecuniary and non-pecuniary damages caused to the plaintiffs, due to the overflow of the Cauca River originating from the Ituango Hydroelectric Project; the municipality of Valdivia was under red alert from May 12, 2018, to July 26, 2019, during which period payment of one (1) minimum wage per month per person for the duration of the red alert is requested, totaling COP 12,844 per person. Future Lost Profits: If it is demonstrated or presented that the red alert was renewed and/or extended, it is requested that the minimum wages that the	2,902

Company	Third party	Claim	Value
		plaintiffs cease to earn from the date of the new events until the termination of the alerts be recognized.	
	Wilfer De Jesús Sosa Álvarez	The claim entities are declared jointly and administratively responsible for all of the property and non-property damages and losses caused to the actors, on the occasion of the overflow of the Cauca River that originated in the Ituango Hydroelectric Project.	2,902
	RUBEN DARIO ESCOBAR VILLA	It is declared that within the employment relationship, the plaintiff performed work schedules in the standby modality, without these times having been paid.	1,759
	Sebastián Garzón López	Request reimbursement from EPM for state of health and employer's fault for work accident	1,455
	ALVARO DE JESUS CASTAÑO OTALVARO	Plaintiff requests: EMPRESAS PÚBLICAS DE MEDELLÍN ESP be ordered to readjust or re-liquidate the plaintiff's compensation for unfair dismissal by conventional order, taking into account for this purpose the true details of the employment relationship and the true average salary earned by the plaintiff.	1,319
	Ciudadela Comercial Unicentro Medellín PH	To decree the nullity of the administrative act issued by EPM with file 20190130037817 of 2019-02-27. To order the restoration of the plaintiff's right by ceasing to collect the electricity tax provided for in Law 142 of 1994, Law 143 of 1994 and Law 223 of 1995; and, to make the refund of what was paid for this concept from January 1, 2017, and until the date of judicial notification that ends the process.	398
	Central Mayorista de Antioquia	DECLARAR que la Central Mayorista de Antioquia P.H. no es sujeto pasivo del Impuesto de energía eléctrica y en consecuencia declarar que todos lo pagado por este concepto constituye un pago de lo no debido. Que a título de restablecimiento del derecho se ORDENE la devolución de las sumas pagadas por concepto de Impuesto de energía eléctrica por parte de Central Mayorista de Antioquia a EPM desde el 1 de enero de 2018 y hasta el 31 de diciembre de 2021 por valor de \$121 más la indexación hasta la fecha de la sentencia definitiva ejecutoriada.	138
	Various Prosecutors	3 processes less than \$370 with an average of \$74.	19
<b>Total EPM</b>			<b>2,258,525</b>
<b>Aguas Nacionales</b>	HHA Consortium	Recognition of costs related to damages, due to longer permanence on site due to the presence of unforeseeable physical conditions, claim higher socio-environmental and financial costs.	473,058
	Dayron Alberto Mejía Zapata	Recognition of material and moral damages, compensation.	14,753
	Other	Processes for less than \$315	839
	Compañía Colombiana de Consultores S.A.S.	Consequential damage and loss of profits, indexed.	735
	José Ariel Palacio Duque	Solidarity, reassessment of salaries, benefits and social security and compensation for late payment	333
<b>Total Aguas Nacionales</b>			<b>489,718</b>
<b>EMVARIAS</b>	SINTRAEMVARIAS	Protection of collective rights	201,891
	JAC La Cejita and others	Declarative	19,420
	William Alberto Giraldo Ocampo and Others	Reality Contract	19,117
	Alcides Martínez Díaz and others	Direct reparation / moral damage	17,849
	Departamento de Santander and others	Declaration and conviction / Nullity of the settlement of the non-residential user assessment carried out in 2023	3,006
	José Edilberto Jaramillo Arteaga	Change of modality from public worker to official worker	1,322
	Liz Norma Bedoya Molina and others	Wage equalization	926
	Aleyda Patricia Chaverra Sierra	Failure of service - repair of damage caused	782
	Linda Johana Martínez H. et al.	Recognition and payment of the damages caused by the death of Mr. Marlon David Martínez Herazo when he was run over by an EMVARIAS sweeper	577

Company	Third party	Claim	Value
	Nohelia Argaez, Luis Alfonso Núñez Ospina and others	Pension substitution / Pension settlement readjustment	323
	Luis Fernando Gutiérrez Correa	Compensation for work-related injuries filed by Mr. Fernando Gutiérrez Correa, based 05001310500220170025300	280
	Inversiones Juanfa S.A.S. and others	Nullity and restoration of the right/Call for guarantee	277
	Claudia María Henao Cifuentes	Employer's fault	249
	Luz Dary Echavarría Rojas, Martha Cecilia Echavarría Rojas and others	Labor responsibility in solidarity with COOMULTREVV	147
	Edwin Yovany Cano	Recognition of the employment contract with EMVARIAS	130
	Nubia Estella Torres Amariles	Responsibility for solidarity with the U of A Foundation.	55
<b>Total EMVARIAS</b>			<b>266,351</b>
ESSA	Gerrsson Enmanuel Duarte Pabon	Declare the ESSA liable for the damages caused to Gerson Duarte and his family group (4 people), for the damages derived from the improper location of energy networks that caused the electrocution of the plaintiff on July 30, 2011, when he was carrying out work on the property located on Calle 10 con carrera 14 no. 10-37 barrio San Antonio de Piedecuesta. That ESSA be condemned for the material and moral damages derived from the act described, which in the opinion of the plaintiff are equivalent to the sum of \$2,128,885,110.	92,847
	San Gil iluminado SAS Tercero ad-excludendum and others	It is requested that the existence of a Strategic Alliance contract between ESSA and the Unión Temporal San Gil Iluminado.	20,034
	HMV Ingenieros Ltda	Declare that ESSA breached the contract by refraining from authorizing HMV to submit the action plan in accordance with the monthly progress of the works and order it to pay HMV the value that is proven	8,369
	Consorcio Tres RS and others	Processes for amounts less than \$500 in 2024	7,858
	María Eugenia Reyes Contreras	That an employment contract existed between Mr. Daniel Soto Palomino (R.I.P.D.) and the company Electrificadora de Santander S.A E.S.P. - ESSA S.A. E.S.P., from September 15, 1997 to May 28, 2020. That the accident at work suffered by Mr. Daniel Soto Palomino (r.i.p.d.) occurred due to the fault of the employer, Electrificadora de Santander S.A. E.S.P. - ESSA S.A. E.S.P.	1,886
	Promotora Agrotropical Colombiana SAS	To declare the non-compliance with the commercial offer No.ON-013-2008, ordering ESSA to pay damages.	1,636
	Jose De La Cruz Carreño Acevedo	To declare the permanent occupation of the private property by Electrificadora de Santander S.A. E.S.P., on 10 urban lots owned by Mr. José de la Cruz Carreño Acevedo since mid-September 2016.	1,109
	Elkin Libardo Lizcano Tarazona	Declarative: Request for reinstatement. Condemnatory: Payment of wages and benefits from the termination of the contract until the date of reinstatement.	663
	Briceida Oviedo De Rodriguez	To declare the company ESSA contractually liable for breach of the obligations arising from the contractual relationship for the preparation of material works and supply of electricity with Mrs. Briceida Oviedo de Rodriguez.	655
<b>Total ESSA</b>			<b>135,057</b>
CHEC	María Marleny Montoya de García and others	Material damages/moral damages/consequential damages/damage to health, compensation are claimed. - Partial exemption from energy	26,049
	María Nora Correa Zuluaga y otros	Conventional Retirement	21,360
	Norma Cecilia Osorio Montoya and others	Compensation for material and moral damages to the family of the deceased.	4,632
	Positiva Compañía de Seguros S.A.	Claim for the return of the mathematical reserve of capital constituted to cover the future pension allowances of the beneficiaries of the law/ Payment of assistance and economic benefits derived from the moral event that occurred at the La Esmeralda Plant in September 2011.	1,678

Company	Third party	Claim	Value
	Francisco Javier Taborda	declare chec liable for unlawful damage and order compensation; That Mr. Julio Cesar Cardona be held responsible for failing to take security measures on the premises	1,036
	Carlos Eduardo Jerónimo Arango and others	Pension allowance repayment/ Recognition of 100% allowance 14	693
<b>Total CHEC</b>			<b>55,448</b>
	María Riquilda Poveda Murillo and others	Moral damages, material damages, loss of profits	15,013
	Paht Construcciones S.A.S.	To order the liquidation of Contract CT-2015-000070, where CENS S.A E.S.P., must readjust the contractual equity in favor of Paht Construcciones S.A.S., with the application of the theory of unforeseeability, as well as the sums as a complement to the payment of act No. 6 for works executed, recognized and not paid.	2,098
	Nubia Boada Dueñas	Continuity in the payment of 12% on the pension allowance, reimbursement of the contributions deducted from the moment of the shareability of the pension, duly indexed and payment of default interest of article 141 of Law 100 of 1990, plus costs of the process.	1,939
	Other administrative proceedings, with an amount of less than \$250 million	Other administrative processes (7) with an amount of less than \$250 million.	1,046
	Carlos Augusto Rangel Alvarez	Recognition of conventional benefits	515
<b>CENS</b>	Other labor proceedings with an amount of less than \$250 million	Other labor proceedings (10), with an amount of less than \$250 million.	445
	Cable Guajira Ltda.	Declare CENS SA EPS and/or UNE EPM Telecomunicaciones S.A., liable for the breach of contract by not applying the rates and the formula for use, access and payment of the shared infrastructure provided for in resolution CRC No. 5283 of 2017 and incorporate them into the infrastructure lease contracts signed with the plaintiff companies Cable Guajira Ltda, Cable Éxito S.A.S. and Cable Digital de Colombia S.A.S.	430
	Nury Leticia Rodríguez Benitez	To declare the non-existence of the residential sewer easement in charge of the alleged servient properties, in favor of the alleged dominant property, called Palujan #1.	421
	SYM Ingeniería Ltda.	To declare CENS liable non-contractually and administratively for declaring the plaintiffs' inability to contract with the State. That economic damages for loss of opportunity be recognized.	320
	Others civils proceedings with an amount less than \$250 million	Other civil proceedings (2) with an amount less than \$250 million.	247
<b>Total CENS</b>			<b>22,474</b>
	María Amparo Fernandez Gil	Direct reparation for the death of plaintiffs' family members	4,596
	Danielly Arcila de Gil	Declare the defendants administratively, non-contractually, jointly and severally liable for the injuries suffered by the plaintiffs in different events	3,749
	Angela Eliana Jaramillo Ballén and others	EDEQ is sued for the alleged damages suffered by the plaintiffs with the death of their relatives	1,494
	Fabián Alexander Bedoya Machado y Otros	Those injured by the fall of the bridge of the park of life that occurred in 2018 during the EDEQ Christmas lighting lawsuit are suing.	644
<b>EDEQ</b>	Campo Elía Buritica Herrera	The plaintiff seeks a declaration of the employer's fault in the accident at work he suffered, that he and his family be paid material (loss of future and consolidated earnings) and immaterial damages (moral damages and damage to health).	630
	Nelson Forero Perez	Declare termination of the employment contract without just cause and without authorization from the labor office, ordering the defendant to pay compensation.	88
	Juan de Dios Botero	Request for restitution of the part of the "Vista Hermosa" farm that was occupied with electricity networks.	16

Company	Third party	Claim	Value
<b>Total EDEQ</b>			<b>11,217</b>
<b>Aguas Regionales</b>	María Inés Osorio Montoya	To order the municipality of Apartadó and Aguas Regionales EPM, to pay material damages (current and future), moral damages and damage to health, on the occasion of the death of the young man Cesar Augusto Jiménez Osorio, determined by the injuries suffered in the events that occurred on September 1, 2016 in the city of Apartadó.	2,942
	Elsa Rubiela Henao Pérez	Order the municipality of Apartadó and Aguas Regionales EPM to compensate for material and immaterial damages caused by the service failure resulting from the paving work on streets 104, 106, and 107 in the Laureles neighborhood.	842
	Sara Cristina Ferreira Morales	They are asking for the readjustment of wages, unpaid overtime and the recognition of all salary emoluments caused throughout working life.	449
	Antonio Hernández Blanco	Between the plaintiff and the company Rodrigo Lenis SAS, there was a contract for work or labor on the date of the events, the plaintiff presents a loss of work capacity of 16.91% originating from a work accident.	317
	Juan Carlos Lastra Serna	Declare the existence of an fixed term employment contract	296
	Various Labor	Various Labor	184
<b>Total Aguas Regionales</b>			<b>5,030</b>
<b>Aguas de Antofagasta (ADASA)</b>	ROWE and Others v Aguas de Antofagasta S.A.	C-2311/ 2316 - 2022 Claim for damages	1,294
	Soto with ADASA	C-4372-2019 Claim for compensation for damages due to non-contractual liability.	958
	Límari v Ezentis Chile S.A. and Others	O-5919 2020/ 515-945-1244 2023	739
	Bravo/ ADASA and others	C-2782-3941-2304 2023/C- 4468 2020/ C-1516 2019	473
	Mamani/KYF Seguridad and others	C-4951-2023	118
	Audit report	2202E010172 Inspection of Psychological and Occupational Risks, Tal Tal Agency	56
<b>Total Aguas de Antofagasta (ADASA)</b>			<b>3,638</b>
<b>ELEKTRA NORESTE S.A.</b>	Alex Montenegro and others (Urbanización La Toscana)	Civil Procedure - Residents of Tuscany	1,228
<b>Total ELEKTRA NORESTE S.A.</b>			<b>1,228</b>
<b>EPM Investments</b>	DIAN - Directorate of National Taxes and Customs	To declare the nullity of the administrative acts: Resolution No.112412020000026 of 2020 and Resolution No.900006 of 2021, issued by the DIAN; as well as Sanction Resolution number 2021011060000347 of September 23, 2021 File: 202082350100015897 also issued by the DIAN, notified to EPM Inversiones S.A. on September 29, 2021.	373
<b>Total EPM Investments</b>			<b>373</b>
<b>Aguas de Malambo</b>	Nelson Mercado Luna	Payment of invoice No. 0095 by virtue of alleged works carried out to address emergency in Cra 22 with Calle 22 in the Municipality of Malambo.	236
	Emer Enrique Conrado Anguilla	Declare liability for material damages, damages, damages, damages to health, other goods and/or rights conventionally and constitutionally protected and, in general, of any other type that is demonstrated, caused as a result of the failure to provide the service.	27
	Fabian Jimenez Bacca	Recognition of the employment relationship acquired in 2015 and 2016, and consequently, the payment of vacations, bonuses, severance pay, bonus for signing the agreement and compensation for dismissal without just cause.	22
	Indeterminate Persons	Fraudulent Connection Process 2022	12
<b>Total Aguas de Malambo</b>			<b>297</b>
<b>Total contingent liabilities</b>			<b>3,249,356</b>

Amounts stated in millions of Colombian pesos-

### 14.2.1 Contingent liabilities Guarantees

Company	Third	Complaint	Amount
ELEKTRA NORESTE S.A.	Generating Companies	Performance bond to provide credit security and compliance with the obligations under the power purchase agreements.	233,096
	Empresa de Transmisión Eléctrica, S.A.	Letter of credit as guarantee for the payment of energy purchase costs in the occasional market.	89,165
	National Public Utilities Authority	Performance bond to guarantee compliance with the obligations under the Concession Contract.	63,691
	Regulatory Operator of El Salvador	Letter of credit as guarantee for the payment of energy purchase costs in the occasional market.	1,439
<b>Total ELEKTRA NORESTE S.A.</b>			<b>387,391</b>
<b>Total Contingent liabilities Warranties</b>			<b>387,391</b>

Amounts stated in millions of Colombian pesos<sup>□</sup>

With respect to the uncertainty in the estimated date of payment and the estimated value to be paid, for contingent liabilities the same business rules indicated in note 14.1.2. Litigian.

In the Group, EPM also has as contingent liabilities, Environmental Sanction Proceedings, with the following information:

Third	Claim	Value
Metropolitan Area of the Valley of Aburra	Discharge of wastewater from the San Fernando WWTP in violation of the minimum 80% removal level for parameters DBO5_Biochemical Oxygen Demand_, SST-Total Suspended Solids_, fats and oils established in Article 72, new user, Decree 1594 of 1984. Metropolitan Resolution No. S.A. 000415 of April 28, 2014. A plea for conclusion was presented.	It is not possible to know the sanction to be imposed.
National Environmental Licensing Authority "ANLA"	Construction of a mini-center without authorization and use the ecological flow to generate energy without being authorized in environmental license (Porce III hydroelectric plant) Auto 4335 of December 17, 2013.	It is not possible to know the sanction to be imposed
Metropolitan Area of the Valley of Aburra	Discharge of domestic wastewater to the ravine La Paulita as a result of the rupture of the collector. St. Peter's building	It is not possible to know the sanction to be imposed.
National Environmental Licensing Authority "ANLA"	1. Termosierra 1. To carry out the air quality samples reported in ICA 13, 14 and 15, without the periodicity established by the Industrial Air Quality Monitoring System, authorized in the environmental instrument corresponding to this project. 2. For conducting environmental noise monitoring reported in ICA 13, 14 and 15, with an Environmental Laboratory not accredited by IDEAM Auto 350 of February 5, 2018. SAN0142-00-2017.	No charges have been made, and it is not possible to know the sanction to be imposed.
National Environmental Licensing Authority "ANLA"	Use of explosives in construction of Nueva Esperanza tower. The environmental license granted by this resolution does not cover any kind of work or activity other than those described in the Environmental Impact Study, the Environmental Management Plan, and in this administrative act. _ Auto 02574 of June 27, 2017 ANLA_	It is not possible to know the sanction to be imposed; disclaimers were filed

Third	Claim	Value
Metropolitan Area of the Valley of Aburra	Dumping of domestic wastewater from the rupture of the sewage pipe that leads to these waters, on a potrero and later on the gorge Dona Maria, a property called Torremolino. Allegations of conclusion were submitted on 2 September 2022.	It is not possible to know the sanction to be imposed; no charges have been made.
Metropolitan Area of the Valley of Aburra	In an authorized channel occupation over the La Malpaso gorge, a bed covering was observed and the walls of it in particular cyclopeo, work was not approved by the environmental authority. Metropolitan Resolution N° S.A. 1002 of June 4, 2020 aburra "by means of which an administrative procedure of an environmental sanction is initiated".	It is not possible to know the sanction to be imposed; no charges have been made.
National Environmental Licensing Authority "ANLA"	Do not submit the Definitive Biodiversity Loss Compensation Plan, in accordance with the established guidelines and Environmental License, in accordance with the provisions of the Handbook for the Allocation of Biodiversity Loss Compensation issued by the Ministry of Environment and Sustainable Development. New Hope.  ORDER INICIO No. 08029 (24 August 2020), file: SAN0175-00-2020	It is not possible to know the sanction to be imposed; it has only begun.
National Environmental Licensing Authority "ANLA"	1. To have carried out the dumping of the waste water generated in the Nueva Esperanza substation, by means of infiltration fields, without the corresponding modification of the Environmental License.  2. Not to have presented the results obtained during the measurements made at the concentrations of particulate matter, SOx and NOx, which were carried out during the construction stage of the New Hope substation.  3. Have not carried out the animal monitoring for the groups of mammals, amphibians and reptiles, for the year 2018." New Hope. Auto 01479 June 17, 2021 -SAN030-00-2021	Disclaimers were filed on July 19, 2023 POSSIBLE
Ministry of Environment and Sustainable Development_MAD_	Do not allow documentation of the Banker's property, on its acquisition and participation of the Environmental Authority in its selection, processing of forest reserve area, Project Nueva Esperanza at 500 kv. A cessation of procedure 28/11/2022 was requested	It is not possible to know the sanction to be imposed; it has only begun.
Metropolitan Area of the Valley of Aburra	To verify the facts or omissions constituting a violation of the environmental standards in force with regard to the flora resource. Irregular pruning intervention of one (1) tree individuals of the species Chiminango.  Metropolitan Resolution N° S.A. 001 of January 2, 2023 "through which an environmental sanction procedure is initiated"	Disclaimers were filed on September 5, 2023. Possible discards.
Metropolitan Area of the Valley of Aburra	Sludge discharge to the outlet channel of the lagoon toward the river aburra-Medellin, then the dilution with water of the Manantiales Potabilization Plant, with a flow of approximately 26 liters/second (diluted sludge) on September 9, 2021.  Metropolitan Resolution No. S.A. 2357 of September 21, 2022. "Through which an environmental sanction procedure is initiated"	There were discards. POSSIBLE.
Metropolitan Area of the Valley of Aburra	To verify the facts or omissions constituting a breach of the existing environmental rules concerning the natural water resource, basically by the non Presentation-timely sharing of information.  Metropolitan Resolution N° S.A. 0027 of January 3, 2023 "through which an environmental sanction procedure is initiated"	Possible
Regional Autonomous Body of the Negro and Nare River Basinsi_CORNARE	Alleged intervention without authorization to the channel of the unnamed water source in the sector El Tranvia of the municipality of Rionegro and the capture of a flow of water in a hydraulic work, directed entirely by a canal, without permission from the competent environmental authority.  Resolution RE-00012-2023 "through which a preventive measure is imposed"	Possible



Third	Claim	Value
National Environmental Licensing Authority "ANLA"	<p>1. Do not submit certificates, records, and information in Environmental Compliance Reports</p> <p>2. For not restoring the whole of eroded areas and without vegetation.</p> <p>3. Inadequately dispose of excess building materials.</p> <p>4. To make a forest harvest greater than the one approved in the Environmental License, on the coverage of "Gallery Forest or Ryparium"</p> <p>5. Construction and installation of 2 new towers. "MAGDALENA MEDIO A 230 KV".</p> <p>By means of Auto 4577 of 17 June 2022, it provides that the requested procedure should not be terminated and makes a statement of five objections. On July 15, discards were filed against the Auto 4577 of June 17, 2022. CAR No. 03458 _ ( June 27, 2018 )-SAN-140-00-2017. Auto 4577 of June 17, 2022.</p> <p>CAR No. 03458 _ ( June 27, 2018 )-SAN-140-00-2017. Auto 4577 of June 17, 2022.</p>	Possible
CORANTIOQUIA _ South aburra	Occupation of the channel in the La Honda Gorge without authorization	Possible
CORANTIOQUIA _ South aburra	Alteration of the water and landscape resource. Presence of blue coloring in the gorge The dirty one that conflows to the right bank of the Medellin River at the level of the channels of the ravines The Dirty and the Mine in the bridge of the Metro Station of Envigado.	Disclaimers were filed on December 27, 2023. Possible
CORANTIOQUIA _ South aburra	Alleged damage to wastewater to La Hondita Gorge	Possible
CORANTIOQUIA _ South aburra	Damage to local networks and associated collectors of the sewage system at the Refugio del Esmeraldal Park. Administrative Act 130AS-1208-9159 of August 2, 2012.	Possible
CORANTIOQUIA _ South aburra	Dumping of domestic wastewater in the margin of the Peladeros gorge in the Los Gomez vereda of the Manzanillo district of the municipality of Itagui. Administrative Act 130AS-1601-12557 of January 26, 2016.	Possible
CORPOGUAJIRA	For failing to comply with Article 2,2,6,1,3,1(f) of Decree 1076 of 2015 as regards the obligations of the generator of hazardous waste or waste at the Jepirachi wind farm (register with the competent environmental authority for one time and keep the registration information updated annually). Auto 976 of October 2, 2017; Resolution 1373 of September 29, 2020.	It is not possible to know the sanction to be imposed; no charges have been made.
National Environmental Licensing Authority "ANLA"	<p>Having carried out inadequate practices with respect to surface water sources in the project's area of influence; having carried out the collection of the water resources from the Quebradas "El Roble", "Burunda" "Bolivia" and "Guacimal", at flows higher than the concessionaires and/or authorized for the development of the project; not having implemented in each of the concessioned water bodies, the infrastructure that would allow monitoring of the remaining flows, for the purpose of being presented in the environmental compliance reports; Not having carried out and delivered water quality monitoring and hydrobiological communities in the "Cauca River", under the conditions set out in the environmental license.</p> <p>For not having carried out the reformation and recovery of the channel of the "San Andrés River" and of its flood zone to its natural conditions, within the time granted; having carried out the exploitation of stone materials coming from "San Andrés River", without the updated environmental permits; For not having delivered the results of the sediment monitoring of "Rio Cauca", in order to establish the baseline of comparison at the time of the start of the project's operation phase.</p> <p>Having exceeded the maximum permissible levels of PST (particulate matter) and atmospheric pollutants in the asphalt plant located in the "El Valle" Industrial Zone; for not having built the necessary facilities and infrastructures in the asphalt plant chimney for monitoring emissions</p>	<p>It is not possible to know the sanction to be imposed.</p> <p>Decadergo tare registered with 2018041852-1-000 of 10 April 2018 Presentation</p>

Third	Claim	Value
	<p>from fixed sources; For failing to comply with the management measures of the “Management and Disposal Plan of Materials and Botadero Areas” disposition of plant material mixed with inert material within the deposits and lack of signaling of the material disposal zones that remain active.</p> <p>All this in the area of influence of the project “construction, filling and operation of the Pescadero - Ituango Hydroelectric Project... (SAN0033-00-2019_Auto 2920 of 2015).</p>	
<p>National Environmental Licensing Authority “ANLA”</p>	<p>Auto 00009 of January 8, 2021 La ANLA initiates the environmental sanction procedure for the contingency associated with the auxiliary deviation system, to verify the following facts:</p> <ol style="list-style-type: none"> <li>1. Not to have reported within the term provided for in the law (24 hours) the contingent event that occurred on April 28, 2018.</li> <li>2. To have continued the construction of the SAD and its infrastructure, without having sufficient technical information related to the environmental characterization of the area operated for the geology and geotechnical components.</li> <li>3. For allegedly generating negative impacts on renewable natural resources.</li> <li>4. Not having guaranteed for the first days of the month of May of the year 2018 and before the evacuation of the water dam of the Cauca River by the project’s machine house, the ecological flow of that source downstream of the dam site, to ensure the integrity of ecosystem services and environmental protection goods that are part of the water source.</li> </ol> <p>By the contingency associated with the Auxiliary Deviation System.*No charges are available; however, a request was made for a cessation of the sanctioning procedure by Communiqué No. 2018064395-1-000 of 24 May 2018 (SAN0097-00-2018_Auto 02021 of 2018)</p>	<p>Without any charges, the lawyer considers it possible.</p> <p>The opinion of the expert expert expert (Poyry) for the lifting of the preventive measure was submitted on 30 December 2021.</p> <p>By means of Auto No. 4076 of June 07, 2023, notified on June 16, THE ANLA ordered a series of administrative proceedings in the course of the environmental sanction procedure.</p> <p>To date, no charges have been made.</p>
<p>National Environmental Licensing Authority “ANLA”</p>	<p>HYDROELECTRIC ITUANGO S.A. E.S.P. - HIDROITUANGO S.A. E.S.P.</p> <p>*Initiation of sanction procedure for not guaranteeing downstream water of the dam of the project “Construction and operation of the Pescadero - Ituango hydroelectric project” The ecological flow to ensure the integrity of the ecosystem services and the environmental protection goods that are part of the water source “Rio Cauca”.</p> <p>By Car 4915 of 29 June 2022, charges were made. Written disclaimers were filed on August 5, 2022.</p> <p>Auto No. 8016 of September 29, 2023 - ANLA opens a probationary period and orders the practice of tests requested by the Society and those considered by it.</p> <p>*No charge formulation available. (SAN0001-2019_Auto 0060 of 2019/01/21)</p>	<p>Without any charges, the lawyer considers it possible.</p>
<p>National Environmental Licensing Authority “ANLA”</p>	<p>HYDROELECTRIC ITUANGO S.A. E.S.P. - HIDROITUANGO S.A. E.S.P.</p> <ol style="list-style-type: none"> <li>1. Dumping on intermittent dry channel X=1157241 and Y=1281506 coordinates</li> <li>2. Discharge to the rain water channel from the mixer wash system located in the industrial zone of main works</li> </ol> <p>THE ANLA opened a sanctioning file but it has not been formally initiated.</p>	<p>Without any charges, the lawyer considers it possible.</p>

Third	Claim	Value
	<p>By Resolution No. 1222 of December 03, 2013, THE ANLA imposed preventive measures to suspend dumping. By Resolution No. 1363 of October 31, 2017, the ANLA lifted the preventive measure mentioned above. Auto 1282 On June 22, 2019, an environmental sanction file was opened</p> <p>Auto 03429 of April 24, 2020, ANLA initiates Environmental Sanctioning Procedure</p> <p>Auto No. 1821 of 21 June 2023, ANLA formulates statement of objections.</p> <p>With Vital Communiqué No. 3500081101479823041 of April 14, 2023, written disclaimers are presented.</p> <p>Office No. 20231420526581 of October 20, 2023 by which THE ANNA cites witness proceedings. On October 26, the witness test is practiced. License file LAM2233 for the same to work in file SAN0031-2019.</p>	
<p>National Aquaculture and Fisheries Authority_ “AUNAP”</p>	<p>HYDROELECTRIC ITUANGO S.A. E.S.P. - HIDROITUANGO S.A. E.S.P. *Start preliminary investigation for affects to fishing activity during the closing of the machinery house gates.</p> <p>*No charge formulation available. (No file AUNAP_Auto 002 of February 14, 2019).</p>	<p>Without any charges, the lawyer considers it possible.</p>
<p>National Environmental Licensing Authority “ANLA”</p>	<p>HYDROELECTRIC ITUANGO S.A. E.S.P. - HIDROITUANGO S.A. E.S.P. Repeated non-compliance with imposed obligations. La ANLA charged with Auto No. 8082 of october 03, 2023.</p> <p>By writing with Vital Communiqué No. 3500081101479823141 on october 30, 2023, a written statement of disclaimers was filed.</p> <p>The sanction procedure is being processed by Auto 11359 of December 19, 2019.</p> <p>SAN0284-00-2018 _December 19, 2019_.</p>	<p>Situation not resolved. To date, they have not made any charges.</p>
<p>National Environmental Licensing Authority “ANLA”</p>	<p>HYDROELECTRIC ITUANGO S.A. E.S.P. - HIDROITUANGO S.A. E.S.P. Non-compliance Contingency Obligations:</p> <ul style="list-style-type: none"> <li>- Not having permanently carried out the proper management of non-domestic wastewater and filtration in the left margin of the Gallery 380 Ml.- Not having presented the hydrogeological model of the right margin of the project.</li> <li>- Not to have presented the cartographic information related to water quality and hydrobiological monitoring to be carried out at different points downstream of the project dam site.</li> <li>- Not having presented the results of the monitoring of offensive odors, water quality and physiochemical sludge quality during the pumping activity of the machine house. Auto No. 2423 of June 30, 2020, by which environmental sanction procedure is initiated.</li> </ul> <p>With vital registered N° 3500081101479823014, a replacement appeal is filed against Auto N° 00101 of 2023, which denied the practice of tests.</p> <p>Auto N° 3541 of May 19, 2023, by which the ANLA confirms the Auton° 00101 of January 11, 2023, which denies the practice of tests.</p> <p>Trade no. 20236600141911 of June 09, 2023, by which the ANLA gives a response to an authorization submitted by the company Hidroelectrica Ituango S.A. E.S.P. for the electronic notification of Auto No. 3541 of 19</p>	<p>Situation not resolved.</p> <p>Charges were filed by Auto 9812 of 18 November 2021 and charges were filed on 13 December 2021..</p>

Third	Claim	Value
	May 2023, in which the entity denies a replacement appeal filed against Auto No. 00101 of January 11, 2023 (which denies evidence), with that decision being signed. SAN0030-00-2020_ June 30, 2020_ To date no charges have been filed.	
National Environmental Licensing Authority "ANLA"	<p>HYDROELECTRIC ITUANGO S.A. E.S.P. - HIDROITUANGO S.A. E.S.P. Repeated non-compliance with the obligations imposed under the contingency. Initiation of the environmental sanction procedure by means of Auto No. 06576 of July 13, 2020. The ANLA made statements of objections by means of Auto No. 7190 of 06 September 2023.</p> <p>On September 29, 2023, written disclaimers were filed with Vital Vital No. 3500081101479823123</p> <p>SAN1285-00-2019_ July 13, 2020_</p>	Situation not resolved. To date, they have not made any charges.
National Environmental Licensing Authority "ANLA"	<p>HYDROELECTRIC ITUANGO S.A. E.S.P. - HIDROITUANGO S.A. E.S.P. _ Pass air quality and odor monitoring without meeting protocols established by the Minambiente. _Perform sample analysis for air quality and odor sampling by laboratories not accredited to IDEAM.</p> <p>Initiation of the environmental sanction procedure by means of Auto No. 07774 of August 14, 2010. Charges were filed by Auto 9931 of 22 November 2021 and charges were filed on 13 December 2021.</p> <p>By means of Vital N° 3500081101479823015, a replacement remedy is presented against Auto N° 00104 of 2023 by which THE ANLA denies the practice of tests.</p> <p>Auto N° 3418 of May 15, 2023, by which THE ANLA resolves the appeal of replacement filed against the second article of Auto N° 00104 of January 11, 2023, confirming it in its entirety.</p> <p>SAN1258-00-2019_ August 14, 2020_ To date no charges have been filed.</p>	Situation not resolved. To date, they have not made any charges.
National Environmental Licensing Authority "ANLA"	<p>HYDROELECTRIC ITUANGO S.A. E.S.P. - HIDROITUANGO S.A. E.S.P. _ Verifications and uptake of water at unauthorized points Exceeding of catchment flow with respect to the authorized lack of monitoring in specific periods Overcoming of discharge flow with respect to the authorized.</p> <p>Initiation of the environmental sanction procedure by means of Auto No. 4173 of June 2, 2022.</p> <p>By Resolution No. 00617 of June 29, 2023, the ANLA imposes a preventive measure consisting of the suspension of the discharges of domestic wastewater that are discharged into the water sources "Rio San Andrés" and "Quebrada Tacui", Coming from the domestic wastewater treatment systems of Camp Tacui Cuni, "TACUI CASINO PORTERIA".</p> <p>SAN0067-00-2022_ June 2, 2022_ To date no charges have been filed.</p>	Without any charges, the lawyer considers it possible.
National Environmental Licensing Authority "ANLA"	<p>HYDROELECTRIC ITUANGO S.A. E.S.P. - HIDROITUANGO S.A. E.S.P. _</p> <ol style="list-style-type: none"> <li>1. Failure to implement measures to control erosion and degradation of conditions on the slopes and on the upper and lower slopes in the area known as "La Honda", Between the abscissa of km 17+800 - km 18+221 - Bridge 32 in the La Honda Gorge of the way Puerto Valdivia - Presa.</li> <li>2. To have carried out the occupation of the channel of the body of waters "Quebrada Tacui", without having previously obtained the modification of the Environmental License granted for the development of the project (Res. no. 0155 of 2009).</li> </ol> <p>Auto N° 5345 of July 17, 2023 by which THE ANLA provides to initiate environmental sanction procedure</p>	Without any charges, the lawyer considers it possible.

Third	Claim	Value
	SAN0076-00-2023 _ 17 July 2023_ To date no charges have been filed.	
Metropolitan Area of the Valley of Aburra	Alleged environmental affectation to the flora resource due to the severe pruning of one (1) individual tree of the species Cheflera (Schefflera actinophylla). Metropolitan Resolution No. S.A. 1050 of June 8, 2020 “through which an environmental sanction procedure is initiated”.	It is not possible to know the sanction to be imposed; no charges have been made.
Corantioquia - South aburra Territorial Office	Non-compliance with the permit for forest harvesting and harvesting of species in good condition and in closed conditions without permission. Administrative Act 160AS-1506-12031 of June 17, 2015.	It is not possible to know the sanction to be imposed; disclaimers were filed
Corantioquia - Tahamies Territorial Office	To make charges against PUBLIC COMPANIES IN MEDELLIN, identified with NIT 890.904.996-7, for the alleged commission of environmental offenses on the basis of guilt and for the effects caused to the flora resource, derived from the events consisting of the burning of a sector of approximately 10 hectares, being 2,5 hectares of natural forest and stubble. Resolution 160TH-ADM1903-1901 of June 29 and 2019- TH4-2013-8	It is not possible to know the sanction to be imposed.

### Works for tax purposes

The Group also has as contingent liabilities, works for taxes, with the following information:

In exercise of the provisions of Article 238 of Law 1819 of 2016, Empresas Públicas de Medellín E.S.P. - EPM- as a taxpayer of income tax and complementary taxes was linked to the mechanism of works for taxes, among others, with the project “Improvement of tertiary roads in Cocorná” prior concept of technical feasibility of the Ministry of Transport, as a form of payment of a portion of the income tax for the 2017 taxable period in the amount of \$33,701 million, with a 10% stake by Empresa de Energía del Quindío S.A. E.S.P. -EDEQ-. Subsequently, the Ministry of Transport objected to the scope of the project, resulting in the disappearance of the factual and legal basis of the administrative act linking to the mechanism, so that it lost its enforceability and consequently the project became unenforceable for EPM. By virtue of the above and considering the decay of the administrative act, it is expected that the Directorate of National Taxes and Customs DIAN will issue the administrative act with which the extinction of the tax obligation would be obtained once the judicial discussion is concluded, in that order, the company is exploring alternatives and taking steps to achieve the closure of this issue. This situation could imply an accounting recognition of interest for arrears pending determination and assumption of the costs executed in the work, which to date amount to \$1,011 million, once the procedure to which this matter is subject under the terms of Decree 1625 of 2016 is concluded.

In line with the exploration of alternatives that has been carried out, with the purpose of mitigating the risk of interest being caused by future arrears in the income tax of the taxable year 2017 of EPM and EDEQ, in the event of a possible declaration of non-compliance by means of a final administrative act by the competent national authority or a ruling by a judicial authority, An advance deposit was made on September 16, 2022, in favor of the DIAN for \$77,985, which is reflected in the financial obligation of the companies as a surplus, which in legal and tax terms is equivalent to an overpayment or of what is not due and can be returned to taxpayers once this matter is definitively resolved in their favor. The deposit of these resources in no way obeys an express or tacit conduct of acceptance of any type of responsibility on the part of EPM and EDEQ and does not imply acceptance or manifestation of non-compliance with their obligations derived from the link to the mechanism of works for taxes. Nor do they waive any claims they may make in relation to this matter to show that there is no breach and therefore no interest or penalties should be paid.

Once it is determined that there was no non-compliance with the works for taxes mechanism by taxpayers, the DIAN must return any sum that results in favor of EPM and EDEQ.

In addition to the above, and as a mechanism to protect the interests of the companies, EPM filed a lawsuit before the Administrative Court of Antioquia in the exercise of the means of control of nullity and

restoration of the right against: the Agency for the Renewal of the Territory (ART), the Ministry of Transport, the National Institute of Roads (INVIAS), the Directorate of National Customs Taxes (DIAN), and the National Planning Department (DNP). In order that, among others: the nullity of the administrative act issued by the Agency for the Renewal of the Territory on May 13, 2022, by virtue of which it refuses to recognize the exception of the loss of enforceability and/or request for a study of direct revocation of Resolution 175 of 2018 "by which a request for linking the payment of income tax and complementary taxes to an investment project in the areas most affected by the armed conflict - ZOMAC"; recognize the exception of "loss of enforceability" and, consequently, refrain from requiring EPM and EDEQ to comply with the obligations contained in Resolution 175 of 2018 issued by the ART, due to the lapse of the act within the framework of their competences within the works for taxes mechanism; it is declared that EPM and EDEQ made the timely and full payment of the resources destined for the cancellation of the income tax for the 2017 annuity. An appeal filed by EPM against the order rejecting the claim on the Lands that the act issued by the ART is not subject to judicial review is currently pending, pending the decision on the appeal by the Fourth Section of the Council of State.

It is important to note that since May 24, 2018, the resources for the payment of income tax by EPM and EDEQ taxpayers were deposited in the trust provided for the works-for-taxes mechanism whose income is recognized in favor of the competent national authority and therefore there is no reason to understand that there is a delay in the fulfillment of the tax obligation by the taxpayers. As of September 30, 2024, yields amount to \$11,508 million, of which \$448 million have already been transferred to the General Directorate of Public Credit and National Treasury.

#### 14.2.2 Contingent Asset

Company	Third party	Claim	Amount
EPM	Municipality de Bello	Declare the nullity of Resolution 202300008282 of 08-31-2023 of the Municipality of Bello "in which the liquidation of the capital gain generated in the terms of Resolution 2717 of 2009 and Resolution 531 of 2010 is made payable and updated" through which the participation is determined and the capital gain is liquidated for the properties that are located in polygon No. 2 of the Fraction of the Urban Area of the Municipality of Bello, located in the Alluvial Plain of the Aburrá River, regulated by the Decree Municipal 403 of October 29, 2009, owned by Empresas Públicas de Medellín" And the enforceability and updating of the liquidation of said capital gain is left without effect.	90,240
	Various Labor	MINSALUD has the legal and constitutional obligation to recognize and pay for services rendered to affiliates concerning medications and/or procedures, interventions, or items not included in the Mandatory Health Insurance Plan (POS).	25,896
	Constructora Monserrate de Colombia SAS	That the expropriation be decreed by judicial means in favor of Empersas Públicas de Medellín E.S.P. for the Project "Expansion of the Capacity of the Prijunia Distribution in the Western Sector of Medellín-Cadena Occidente Tanque Calazans" property called Lot 7, located in the Altos de Calazans sector, of the Municipality of Medellín owned by the Sociedad Constructora Monserrate de Colombia SAS.	7,549

Company	Third party	Claim	Amount
	Poblado Club Campestre Ejecutivo S.A.	To declare the Poblado Club Campestre Ejecutivo S.A., Optima S.A. Vivienda y Construcción and the Municipality of Envigado responsible for the damage to the collector owned by EPM, which collects and transports wastewater from the sanitary basin of the La Honda creek in the Municipality of Envigado, and to compensate EPM for the value of all patrimonial damages that are proven by the damage to the collector that collects and transports the wastewater of the sanitary basin.	4,757
	Miscellaneous Administrative	85 Litigations under \$1,264	4,388
	Entity AGROPECUARIA YERBAZAL S.A	TO ESTABLISH in favor of EMPRESAS PÚBLICAS DE MEDELLÍN E.S.P. an easement for the conduction of energy on a plot of land called "La realidad", with all its improvements and/or annexes, located in the Nueva Colonia district of the municipality of Turbo - Antioquia, which has a surface area of approximately 46.8075 hectares, owned by the company AGROPECUARIA YERBAZAL S.A., for the project to connect the Urabá - Nueva Colonia -Apartadó substations at 110,000 Volts (110kV), that EPM be authorized to pass the electric power lines through the easement area of the affected property; Remove crops and other obstacles that impede the construction or maintenance of the lines. Prohibit the defendant from planting trees that could reach the lines or their facilities, and prevent the execution of works that hinder the free exercise of the right of easement.	1,807
	Municipality of Envigado	Declare EPM E.S.P., is not obligated to pay the Municipality of Envigado the sum stated in Resolutions No. 655 of 2004/03/17 "By means of which the contribution of valorization for the work "Construction of water and sewer networks in the urban expansion zone and sewerage in a sector of the El Escobero village" is distributed, nor to agreement 015 of 2000/06/30 containing the POT, in the section that classifies the land uses of the Ayurá Plant lot owned by Empresas Públicas de Medellín	1,358
	Corantioquia - Corporación Autónoma Regional del Centro de Antioquia	That the nullity of Article Five of Resolution No. 130 TH - 1302 - 9864 issued by the Tahamíes Territorial Director of "Corantioquia" be declared null and void for the fee for the use of surface water for the period 2011, from the Rio Grande source, at a flow of 19.5 m3/sec. To reimburse Empresas Públicas de Medellín E.S.P., the higher amount paid for the fee for the use of Surface Water Dec. 155 - 4742, Hydrological Unit: Magdalena River - Cauca, between January 1, 2011 and December 31, 2011 made by invoice TH - 1927 of April 30, 2012. That Corantioquia be ordered to recognize and pay EPM the legal, current and default interest that has been legally caused; to the payment of the costs and agencies in law to which they may be entitled in accordance with the provisions of Article 188 of Law 1437 of 2011 and other concordant regulations.	878

Company	Third party	Claim	Amount
	SSPD - Superintendence of Residential Public Services	That the official settlement of the Special Contribution for the Year 2022 by the aqueduct service and official settlement of the special contribution be declared partially null and void and that, as a result of the nullity, the right of EPM be restored, the refund of the sum of money corresponding to the highest value cancelled for the aforementioned concept and the interest caused on the sums claimed from the time of payment of the the contribution.	774
	Various Prosecutors	6 processes of value less than \$714.	712
<b>Total EPM</b>			<b>138,359</b>
<b>CENS</b>	Corporación Minuto de Dios and others	To impose in favor of CENS S.A. E.S.P. the public easement for the transmission of electric energy over the properties; building electrical infrastructure; allow transit through the area; removing crops and other obstacles; construct temporary roads and/or use existing ones; prohibit the planting of trees that may hinder the exercise of the easement and registration of the easement sentence.	2,248
	Consorcio CDE Ltda.	Obtain cancellation of the resources owed in favor of CENS	1,275
	Superintendency of Residential Public Services	Declare the nullity and order the return of the net amount of money, which was paid by CENS S.A. E.S.P. for the sanction in the form of a fine imposed by the SSPD.	4,791
	Other civil, labor, criminal, and administrative proceedings with an amount of less than \$20 million	Other processes with an amount of less than \$20 million.	218
	Municipality of Medellín	Declare null and void so that any sum that it may pay for the Special Public Works Contribution may be reimbursed to the CENS.	620
	Ministry of Environment and Sustainable Development - MINAMBIENTE	Declare the nullity and order the ANLA to reimburse CENS of any sum that it may pay as sales tax for the acquisition of BT multiplex braided cable for the Rural Electrification project.	316
	Ladrillera Colcucuta Gres SAS	That it declares itself non-contractually liable for the unlawful damage caused to CENS, as a result of the destabilization of the land where a medium-voltage concrete pole is supported, for which it is requested that the defendant be ordered to make payment for the stabilization of the land that supports the 34.5 kV structure.	234
	Nelson Osvaldo Cubides Herrera	It is required to impose an easement strip of 8,681.11 square meters in favor of CENS, on a lot of land called "Lot A alligator island", located in the municipality of San José de Cúcuta and identified with the real estate registration No, 260-101376 of the ORIP of Cúcuta. Property of Mr. Nelson Osvaldo Cubides Herrera.	42
<b>Total CENS</b>			<b>9,744</b>
<b>Aguas de Malambo</b>	Municipality of Malambo	A payment order is issued against the Municipality of Malambo - Atlántico and in favor of Aguas de Malambo S.A. ESP. for interest on arrears on the previous principal from December 31, 2012 until the obligation is cancelled.	4,143



Company	Third party	Claim	Amount
	Municipality of Malambo - Subsidies	I request that a Payment Order be issued against the Municipality of Malambo - Atlántico, for the concept of capital and for the value of the default commercial interest from the date on which the default was incurred until the payment of the obligation is made in full at the maximum legal rate allowed.	1,953
<b>Total Aguas de Malambo</b>			<b>6,096</b>
<b>AGUNAL</b>	Buenos Aires Consortium and Others	The purpose of the lawsuit is to obtain a declaration of contractual civil liability of the Buenos Aires Consortium and the Sanitation 17 Consortium with respect to the Audit Contract, causing the damages that are the subject of the compensation claim specified in the lawsuit.	4,185
<b>Total AGUNAL</b>			<b>4,185</b>
<b>Aguas Regionales</b>	Municipality of Chigorodó and Others	Please issue an order for payment in favor of Aguas de Urabá S.A. E.S.P and against the Municipality of Chigorodó, legally represented by Dr. Daniel Segundo Álvarez, in his capacity as mayor, or by whoever takes his place at the time of service of the lawsuit.	2,418
	Miscellaneous Prosecutors and Administrative Officers	Miscellaneous Prosecutors and Administrative Officers	716
	CORANTIOQUIA and others	Demand for imposition of easement for public sewerage services.	1,122
<b>Total Aguas Regionales</b>			<b>4,256</b>
<b>Emvarias</b>	MAQUINARIA DISMACOL LTDA EN LIQUIDACIÓN and others	The recognition and payment of sums of money are intended	51,232
	Superintendency of Residential Public Services	Declare null and void the official notices issued denying the requests for correction of the income tax returns, taxable years 2016, 2017 and 2018.	915
<b>Total Emvarias</b>			<b>52,147</b>
<b>ESSA</b>	Ministry of Labour	Administrative acts issued by the Ministry of Labour are declared null and void. That the defendant be ordered to comply with the judgment in the terms established in Article 192 of the Code of Administrative Procedure and Administrative Litigation.	407
<b>Total ESSA</b>			<b>407</b>
<b>CHEC</b>	Jose Alonso Arias Reyes	Imposition of easement	46
	SSPD - Superintendence of Residential Public Services	Declare the nullity and reinstatement of the right	15
	Paula Andrea Botero Díaz	Damages for forgery of a document	9
	Bertha Elena Romero García and Others	Indemnity	6
<b>Total CHEC</b>			<b>76</b>
<b>Total contingent assets - Litigation</b>			<b>215,270</b>

*Amounts stated in millions of Colombian pesos-*

#### **Estimated payments and receipts.**

The estimate of the dates on which the Group believes it will be required to make payments related to the contingent liabilities or receive collections on the contingent assets included in this note to the consolidated statement of financial position at the balance sheet date is as follows:

Years	Contingent liabilities	Contingent assets
To one year	816,838	13,306
To two years	752,258	14,331
To three years	266,331	62,085
To four years and beyond	3,328,754	289,479
<b>Total</b>	<b>5,164,181</b>	<b>379,201</b>

Amounts stated in millions of Colombian pesos

## Note 15. Income from ordinary activities

For presentation purposes, the Group disaggregates its income from the services it provides, according to the lines of business in which it participates and the way in which management analyzes them. The breakdown of income from ordinary activities is as follows:

Ordinary activities revenue	September 2024	September 2023	For the three months ended September 30, 2024	For the three months ended September 30, 2023
<b>Rendering of services</b>				
Energy distribution service <sup>1</sup>	19,504,763	18,166,106	6,374,621	6,100,613
Energy generation Service <sup>2</sup>	6,497,483	5,135,328	2,095,156	1,609,991
Energy transmission service	372,048	386,892	129,326	122,279
Energy intersegment eliminations	(1,611,155)	(1,210,049)	(418,938)	(392,385)
Gas fuel service <sup>3</sup>	1,150,270	1,100,696	386,913	384,560
Aqueduct service <sup>4</sup>	1,532,680	1,522,922	522,937	507,699
Sanitation service <sup>4</sup>	856,783	810,399	277,554	276,779
Cleaning service	304,301	239,011	104,566	78,282
Insurance and reinsurance services	45,093	43,426	17,060	14,389
Financing services	45,431	59,193	18,943	21,646
Computer services	552	372	47	(93)
Construction contracts <sup>5</sup>	199,741	286,164	56,062	73,506
Fees	13,088	13,096	3,622	5,365
Commissions	20,128	18,426	7,182	6,528
Billing and collection services	44,301	35,911	17,374	12,520
Financing component <sup>6</sup>	438,136	478,021	130,906	213,056
Other services	333,178	389,484	132,553	112,528
Returns <sup>7</sup>	(393,963)	(480,880)	(156,250)	(89,217)
<b>Total rendering of service</b>	<b>29,352,858</b>	<b>26,994,518</b>	<b>9,699,634</b>	<b>9,058,046</b>
Sale of goods	54,362	51,934	18,411	19,159
Leases	89,450	127,310	31,538	50,649
<b>Total</b>	<b>29,496,670</b>	<b>27,173,762</b>	<b>9,749,583</b>	<b>9,127,854</b>

Amounts stated in millions of Colombian pesos

- <sup>1</sup> i) The increase in the distribution and sales service in domestic subsidiaries is mainly due to the growth in the energy demand thanks to the increase in clients - users and the weather conditions that have implied a greater amount of energy sold. Additionally, the average sales tariff has increased compared to the previous year due to the fact that its components have an impact on macroeconomic factors (PPI and CPI); ii) in the international subsidiaries, the increase was mainly presented in EEGSA Guatemala due to a greater amount of energy sold and an increase in the number of customers; in ENSA Panama due to a greater energy demand of the commercial and residential sector and an increase in the average sales price; in DELSUR El Salvador due to greater energy consumption in the industrial sector and an increase in the sales price as a result of the legislative decree that fixed the energy charges to be invoiced to the final users.

- 2 The energy generation service increased with respect to the previous year, mainly in EPM due to the combined effect of higher service revenues from receiving the reliability charge of the Ituango Power Plant, Lower reliability charge refunds, higher long-term energy sales, lower energy sales in the stock exchange and lower income from complementary services of AGC.
- 3 The increase in the fuel gas distribution and marketing service is caused by largest quantities sold to the wholesale market.
- 4 The variation in water and sewage services is due to the combined effect of an increase in EPM and its national affiliates, driven by a rise in users, higher rates due to indexation, increased consumption, and average discharges by customers, associated with high temperatures caused by the El Niño phenomenon; and a reduction in the ADASA affiliate in Chile due to exchange rate effects.
- 5 The decrease relative to the prior period is mainly due to lower project execution in the TICSA affiliate and, in the ADASA affiliate, the absence of new construction contracts for clients or third parties.
- 6 The reduction in the third quarter of 2024, compared to the same period in the previous year, is primarily due to lower billing of interest generated by the rate option, as the rate option balance began to recover from January 2024.
- 7 It mainly includes the return of the reliability charge associated with EPM's energy generation business and discounts granted to customers who use the energy service of ENSA subsidiaries in Panama, in accordance with the provisions of the regulatory body and DELSUR in El Salvador for commercial strategy in energy and distribution charges.

In the Group, performance commitments are met and measured on a cyclical basis, as the Group is mainly engaged in the provision of public services (regulated and non-regulated market, long-term contracts and secondary market) and the provision of services related to public services to other agents in the sector (reliability charge, firm energy, AGC). These public services are delivered to the user on a permanent basis, but consumption is measured, and income is recognized on a periodic, typically monthly basis.

The Group recognized the following values in the period, for contracts in force at the cut-off date:

### Construction Contracts

The method used to determine the degree of progress of construction contracts is the of the resource.

The Group recognized the following values in the period, for the contracts in force at the cut-off date described in the preceding paragraph:

September 2024	Contract asset balance at the beginning of the period	Contract asset balance at the end of the period	Liability balance at the beginning of the period	Liability balance at the end of the period	Income recognized during the period corresponding to the prior period liability	Outstanding value of performance obligations that are not met Prior year
Contract 1 - FAER Contract GGC-105	-	-	1	1	-	1
Contract 3 - Ecopetrol Agreement	-	-	1,734	1,754	-	1,734
Contract 4 - Government Contract	-	-	134	134	-	134
Contract 6 - FAER Administration Fee GGC 105 and 313 - Construction contracts	1,867	-	4	4	-	4
Contract 7 - FAER Contracts 2019 Third Party Resources	1,584	1,912	2,815	2,647	83	2,732
Contract 8 - FAZNI Contract 2020	96	-	23	0	-	23
Contract 9 - OHL Arrangement	50	50	-	-	-	-
Construction contracts - TICSA	-	-	136,716	42,970	91,939	44,777
Construction contracts - agreements	235	197	3,336	5,511	-	3,336
Contract- Line construction contracts	1,227	978	12,760	15,296	-	12,760
Construction contracts - ADASA	119,672	180,228	6,628	1,236	5,732	896
<b>Total</b>	<b>124,731</b>	<b>183,365</b>	<b>164,151</b>	<b>69,553</b>	<b>97,754</b>	<b>66,397</b>

*Amounts stated in millions of Colombian pesos*

September 2023	Contract asset balance at the beginning of the period	Contract asset balance at the end of the period	Liability balance at the beginning of the period	Liability balance at the end of the period	Income recognized during the period corresponding to the prior period liability	Outstanding value of performance obligations that are not met Prior year
Contract 1 - FAER Contract GGC-105	-	-	1	1	-	1
Contract 3 - Ecopetrol Agreement	-	-	1,848	1,842	35	1,842
Contract 4 - Government Contract	-	-	134	134	-	134
Contract 6 - FAER Administration Fee GGC 105 and 313 - Construction contracts	-	-	4	4	-	4
Contract 7 - FAER Contracts 2019 Third Party Resources	-	-	8,052	3,367	8,052	-
Contract 8 - FAZNI Contract 2020	96	8,430	48	1	48	-
Contract 9 - OHL Arrangement	50	50	-	-	-	-
Contract 10 -FAER 2019- Administration	1,613	1,869	-	-	-	-
Construction contracts - TICSA	-	-	66,386	136,716	-	66,386
Construction contracts - agreements	476	61	281	2,027	-	281
Contract- Line construction contracts	2,869	1,257	8,211	12,594	-	8,211
Construction contracts - ADASA	163,341	159,861	36,665	9,537	35,946	719
<b>Total</b>	<b>168,445</b>	<b>171,528</b>	<b>121,630</b>	<b>166,223</b>	<b>44,081</b>	<b>77,578</b>

Amounts stated in millions of Colombian pesos

### Other contracts with clients

September 2024	Contract asset balance at the beginning of the period	Contract asset balance at the end of the period	Liability balance at the beginning of the period	Liability balance at the end of the period	Income recognized during the period corresponding to the liability of the prior period.
Uniform terms contract for regulated services <sup>1</sup>	3,034,498	3,917,927	229,164	225,531	229,164
Unregulated market -MNR or large customers <sup>2</sup>	20,133	15,980	102,517	677	102,517
XM representation contract <sup>3</sup>	12,050	170,195	-	-	-
Other contracts with customers	-	-	5,800	4,826	91
<b>Total</b>	<b>3,066,681</b>	<b>4,104,102</b>	<b>337,481</b>	<b>231,034</b>	<b>331,772</b>

Amounts stated in millions of Colombian pesos

September 2024	Contract asset balance at the beginning of the period	Contract asset balance at the end of the period	Liability balance at the beginning of the period	Liability balance at the end of the period	Income recognized during the period corresponding to the liability of the prior period.
Uniform terms contract for regulated services <sup>1</sup>	3,057,619	3,482,743	135,544	138,120	474
Unregulated market -MNR or large customers <sup>2</sup>	143,709	23,965	95,275	97,953	94,599
XM representation contract <sup>3</sup>	59,068	112,904	-	-	-
Other contracts with customers	-	-	11,419	5,535	253
<b>Total</b>	<b>3,260,396</b>	<b>3,619,612</b>	<b>242,238</b>	<b>241,608</b>	<b>95,326</b>

Amounts stated in millions of Colombian pesos

<sup>1</sup> The purpose of this contract is to define the uniform conditions under which the companies of the EPM Group provide public home services in exchange for a price in money, which will be set according to the current tariffs and in accordance with the use given to the service by users, subscribers or property owners. Hereinafter, the User, who, by benefiting from the services provided by the companies, accepts and accepts all the provisions defined herein.

The asset variation in the uniform terms contracts for energy service was explained in the distribution segment, which includes the recognition of the tariff option in the amount of \$281,430 in EPM and in the national energy subsidiaries.

The liabilities in the contracts of uniform conditions mainly include the provision of the Regulated Works and Investment Plan (POIR) for the Water Provision and Solid Waste Management services, in accordance with the provisions of the Commission for the Regulation of Drinking Water and Basic Sanitation in resolution CRA 688 of 2014, for which, an advance receipt of income contributed by EPM and its subsidiaries: Aguas Regionales and Aguas de Malambo was recognized.

- <sup>2</sup> Resolution 131 of December 23, 1998 of the Energy and Gas Regulatory Commission (CREG) establishes the conditions for the supply of energy and power for large consumers and indicates in Article 2 the power or energy limits for a user to contract the supply of energy in the competitive market; The aforementioned resolution allows the conclusion of contracts with large consumers to establish by mutual agreement the prices of energy and power supply; The purpose of the contract is to supply energy and electrical power to the consumer, as an unregulated user, to meet their own demand.
- <sup>3</sup> It corresponds to the representation contract with XM, which manages the Colombian Wholesale Energy Market, attending to the commercial transactions of market agents.

The Group expects to recognize the income for performance obligations that are not met during the next accounting period, as most of it corresponds to standard terms contracts for residential utilities, which have a duration of less than one year.

## Note 16. Other income

The detail of other income is as follows:

Other income	September 2024	September 2023	For the three months ended September 30, 2024	For the three months ended September 30, 2023
Recoveries <sup>1</sup>	485,580	147,180	338,114	23,447
Government grants	89,952	89,982	29,988	30,002
Other ordinary income <sup>2 6</sup>	75,023	27,668	52,459	6,391
Leverage <sup>3 6</sup>	17,288	10,632	6,105	556
Surplus <sup>4 6</sup>	10,495	2,255	1,195	1,675
Indemnities <sup>5 6</sup>	19,796	13,647	17,287	4,214
Reversal loss due to impairment of right-of-use assets <sup>7</sup>	3	-	-	-
<b>Total</b>	<b>698,137</b>	<b>291,364</b>	<b>445,148</b>	<b>66,285</b>

Amounts stated in millions of Colombian pesos

- <sup>1</sup> The increase is mainly observed in EPM due to a change in the probability of success for an administrative litigation that was provisioned, involving a group of plaintiffs regarding the Hidroituango contingency, which led to the recognition of a non-effective recovery in September for COP 350,502.

The value of the effective recoveries in the Group amounted to 107,904 (2023: \$100,912) and non-effective recoveries to \$ 377,676 (2023: \$46,268), disclosed in the cash flow statement.

- <sup>2</sup> The increase is primarily due to the ADASA affiliate, which recognized other income from the termination of the contract for the construction of the Antofagasta Desalination Plant with Constructora Belfi, resulting in the collection of 16 guarantee bonds for CLP 8,757 million (COP 37,558). Additionally, this includes the sale of tender documents for COP 809 (2023: COP 966) and photocopies for COP 1.

- <sup>3</sup> The increase is mainly due to EPM recognizing higher profits from the sale of obsolete merchandise or materials, amounting to COP 5,887, compared to the previous period.
- <sup>4</sup> The increase is primarily due to the affiliate AFINIA recognizing higher surpluses of COP 7,838 compared to the prior period.
- <sup>5</sup> Includes indemnifications received by: EPM in September 2024 from the third party AXIA Energía S.A.S. for breach of an electric energy supply contract for COP 10,000; by CHEC in August 2024 from the supplier WEG COLOMBIA SAS for breach of contract for COP 2,479; and by ESSA in July 2024 from Seguros Generales Suramericana S.A. for breach of contract by the third party Eléctricas de Montería Integral for COP 2,289.
- <sup>6</sup> Values disclosed in the statement of cash flows as actual income corresponding to money inflows.
- <sup>7</sup> It is disclosed in the cash flows statement in the reversal item impairment loss on property, plant and equipment, right-of-use assets and intangible assets.

## **Note 17. Costs of services rendered.**

The detail of the costs for the provision of services is as follows:

Costs for services rendered	September 2024	September 2023	For the three months ended September 30, 2024	For the three months ended September 30, 2023
Exchange and/or short-term purchases <sup>1</sup>	5,264,495	5,036,591	1,558,314	1,757,696
Block and/or long-term purchases <sup>2</sup>	5,250,844	5,193,121	1,824,267	1,931,634
Use of lines, networks and pipelines <sup>3</sup>	2,137,123	1,944,818	732,345	626,708
Personal services	1,191,515	1,094,823	383,878	353,769
Depreciation <sup>8</sup>	1,056,593	988,129	353,739	327,622
Orders and contracts for other services	1,001,868	992,367	359,845	327,892
Maintenance and repair orders and contracts	599,344	552,774	217,405	215,581
Cost of distribution and/or commercialization of natural gas	505,584	511,608	169,127	177,256
Consumption of direct inputs <sup>4</sup>	418,397	188,874	66,379	60,110
Impairment of property, plant and equipment <sup>5</sup>	317,658	228	317,658	228
Insurance	259,996	183,276	149,539	94,307
Licenses, contributions and royalties	209,701	200,143	60,834	56,342
Materials and other operating costs	203,447	186,750	71,660	68,866
Impairment of intangible assets <sup>6</sup>	166,388	0	166,388	0
Commercial and financial management of the service	158,893	165,912	48,937	32,520
Amortization <sup>8</sup>	154,158	191,698	51,609	62,947
Generals <sup>7</sup>	152,169	129,790	54,990	53,699
Taxes and fees	109,210	98,646	36,739	31,393
Fees	105,317	109,675	39,049	38,901
Other	92,252	87,030	38,403	27,708
Connection cost	70,171	74,298	23,695	24,994
Amortization of rights of use <sup>8</sup>	69,203	60,909	24,588	21,083
Public utilities	30,917	37,280	10,442	15,993
Marketed goods	28,285	28,454	7,323	6,028
Leases	27,645	25,168	7,800	8,636
Depletion <sup>8</sup>	17,282	16,998	6,468	6,289
Costs associated with transactions in the wholesale market	15,821	14,912	6,823	4,807
Liquefied natural gas	13,741	12,772	5,196	4,186
Cost of water service rendering losses	2,993	3,603	1,553	1,593
Inventory write-down <sup>8</sup>	893	358	320	269
Gas compression	391	236	198	-
Impairment of right-of-use assets	345	-	345	-
<b>Total costs per service provision</b>	<b>19,632,639</b>	<b>18,131,241</b>	<b>6,795,856</b>	<b>6,339,057</b>

Amounts stated in millions of Colombian pesos

- <sup>1</sup> This increase was explained by higher purchases of energy on the stock exchange at higher prices in the the generation and distribution segments, through this mechanism the missing energy is purchased to cover the demand of the Regulated Market, explained mainly by the subsidiaries: EPM \$313,830, CHEC \$52,907, Afinia \$42,067, offset by a decrease in COMEGSA \$107,284
- <sup>2</sup> The increase in costs for block purchases occurred in the energy distribution and commercialization segments, mainly due to the affiliates: ESSA for COP 72,499, DECA Group for COP 30,538, CENS for COP 22,536, offset by a reduction of COP 54,223 in AFINIA.
- <sup>3</sup> Increase mainly due to AFINIA for COP 115,689; EPM for COP 44,268; CENS for COP 17,390; and ESSA for COP 15,604, primarily in the distribution, generation, and natural gas segments due to higher usage and charges in the non-regulated market.

- 4 The increase is primarily in EPM for COP 218,612, associated with higher ACPM purchases due to increased thermal generation.
- 5 Mainly corresponds to the impairment in AFINIA for COP 294,161 associated with assets in the department of Cesar, as the set value levers were not met.
- 6 The increase primarily relates to EPM for COP 74,448, associated with a change in accounting practices regarding the recognition of insurance policies in line with the coverage period, where insurance policies with coverage periods of 12 months or less are recorded in the period's results.
- 7 Mainly corresponds to the impairment in ADASA for COP 166,276, linked to the natural depletion of the concession, which ends in 2033, and delays in the operational start-up of the Desalination Plant expansion.
- 8 The increase is primarily in ADASA for COP 13,454, mainly due to higher freight costs, and in EPM for COP 9,515, associated with industrial safety, transportation, freight, and hauling.
- 9 Non cash cost.

## **Note 18. Administrative expenses.**

The detail of the administration costs is as follows:



Administrative expenses	September 2024	September 2023	For the three months ended September 30, 2024	For the three months ended September 30, 2023
<b>Personnel Expenses</b>				
Wages and salaries <sup>1</sup>	607,348	567,061	190,977	176,059
Social security expenses	141,495	130,883	49,362	43,440
Pension expenses	53,957	47,298	18,197	15,652
Other post-employment benefit plans other than pensions	9,123	8,483	2,897	2,663
Other long-term benefits	4,165	3,861	1,308	1,280
Interest rate benefits to employees	9,829	9,440	3,517	3,674
<b>Total personnel expenses</b>	<b>825,917</b>	<b>767,026</b>	<b>266,258</b>	<b>242,768</b>
<b>General expenses</b>				
Taxes, contributions and fees <sup>2</sup>	326,791	288,031	105,969	97,559
Commissions, fees and services	113,643	119,361	44,313	44,620
Maintenance	74,836	69,435	33,522	24,517
Intangible assets <sup>3</sup>	65,152	74,564	20,045	30,444
General insurance <sup>4</sup>	61,481	43,930	21,619	16,632
Amortization of intangible assets	58,374	48,444	20,502	15,953
Depreciation of property, plant and equipment	58,235	57,178	17,508	19,612
Provision for contingencies <sup>5</sup>	51,683	68,072	24,003	31,376
Other general expenses	40,211	38,753	13,722	12,329
Surveillance and security	34,711	32,346	11,752	11,951
Other miscellaneous provisions	26,292	24,871	14,095	7,585
Amortization of rights of use	23,966	23,024	8,961	7,224
Licenses and safe-conducts	16,222	19,566	3,645	2,039
Public utilities	14,038	13,361	4,734	7,193
Christmas lighting	13,129	12,471	5,998	4,946
Promotion and dissemination <sup>6</sup>	12,416	18,619	4,614	7,341
Cleaning, cafeteria, restaurant and laundry services	11,607	11,684	4,075	3,919
Advertising and publicity	9,220	12,919	4,687	7,330
Studies and projects	8,214	2,750	4,175	1,745
Communication and transportation	7,434	8,039	2,593	2,597
Information processing	7,362	3,889	2,599	922
Leases	6,556	6,961	2,050	1,932
Apprenticeship contracts	6,447	5,859	2,207	2,135
Fuels and lubricants <sup>7</sup>	5,996	12,535	5,545	5,203
Materials and supplies	5,611	5,529	1,299	2,574
EAS technical reserve	5,407	1,294	2,065	-959
Printed matter, publications, subscriptions and affiliations	4,685	5,128	1,201	1,295
Legal expenses	4,290	4,561	1,499	2,014
Repairs	4,016	2,382	2,252	1,596
Travel and travel expenses	2,708	3,841	1,110	1,248
Provision for decommissioning, removal or rehabilitation <sup>8</sup>	2,545	11,444	1,155	4,446
Administration contracts	2,025	1,735	-1,615	653
Guest toilet, coffee shop, restaurant and laundry	1,927	1,952	781	705
Event organization	1,615	1,512	669	518
Copies	1,427	1,871	554	713
Industrial safety	1,144	1,297	374	743
<b>Total gastos generales</b>	<b>1,091,416</b>	<b>1,059,208</b>	<b>394,277</b>	<b>382,650</b>
<b>Total</b>	<b>1,917,333</b>	<b>1,826,234</b>	<b>660,535</b>	<b>625,418</b>

Amounts stated in millions of Colombian pesos

- <sup>1</sup> The increase was explained by the salary increase which was impacted by the CPI, with the subsidiaries contributing the most: EPM \$24,051 and CHEC \$6,270.
- <sup>2</sup> Increase mainly explained by Afinia \$20,839, EPM \$10,840 and CENS \$2,776 for higher industry and commerce tax and the tax on financial transactions.
- <sup>3</sup> The reduction mainly occurs in EPM for COP 13,142, primarily in the Energy and Gas segments, corresponding to lower disbursements for projects in the research and development stage that do not meet the criteria for capitalization as intangible assets.
- <sup>4</sup> The increase is primarily explained by EPM for COP 21,069, associated with a change in accounting practices regarding the recognition of insurance policies in line with the coverage period, where insurance policies with coverage periods of 12 months or less are recorded in the period's results, offset by a reduction in ADASA for COP 2,192.
- <sup>5</sup> The reduction is mainly observed in EPM for COP 24,702, associated with lower provisions for contingencies due to adjustments in indemnifications for the infrastructure affected by the Ituango contingency.
- <sup>6</sup> Reduction mainly associated with AFINIA for COP 2,403 due to lower advertising investments, DECA Group for COP 1,490, and EPM for COP 1,470.
- <sup>7</sup> Reduction primarily associated with ADASA for COP 7,826 due to lower operational execution and reduced consumption of supplies, offset by an increase in EPM for COP 1,647.
- <sup>8</sup> Reduction primarily in EPM for COP 9,063 due to a lower provision amount for the environmental contingency related to Hidroituango.

## **Note 19. Other expenses**

The detail of the other expenses is as follows:

Other expenses	September 2024	September 2023	For the three months ended September 30, 2024	For the three months ended September 30, 2023
Loss on retirement of property, plant and equipment <sup>1 7</sup>	31,656	34,630	13,979	8,468
Contributions in non-corporate entities <sup>2</sup>	23,134	21,437	11,076	10,474
Effective interest financing services <sup>3</sup>	20,095	12,539	10,636	3,598
Other provisions for tax obligations <sup>4</sup>	11,422	-	11,422	-
Other ordinary expenses <sup>5</sup>	5,413	8,435	1,489	2,671
Loss on retirement of inventories <sup>6</sup>	2,704	509	2,168	242
Sentences	2,359	1,394	1,421	589
Arbitral awards and extrajudicial conciliations	1,834	2,748	358	1,514
Loss in the withdrawal of intangible assets	321	2	205	-
Loss on sale of property, plant and equipment <sup>7</sup>	77	195	15	89
Donations	31	862	7	60
Loss on derecognition of rights of use	1	1,098	-	254
Taxes assumed	-	10	-	9
Loss due to changes in fair value of investment properties	-	61	-	-
<b>Total</b>	<b>99,047</b>	<b>83,920</b>	<b>52,776</b>	<b>27,968</b>

Amounts stated in millions of Colombian pesos

<sup>1</sup> Decrease mainly explained by CHEC for \$5,233 whose variation is presented by a lower value in the losses due to technical obsolescence.

<sup>2</sup> It corresponds to the contributions made to the EPM Foundation.

<sup>3</sup> The increase is primarily in AFINIA for COP 7,527 due to higher amortized costs incurred.

<sup>4</sup> Corresponds to the affiliate AFINIA for COP 11,422, related to the occasional gains tax generated from assets sold during the year.

<sup>5</sup> The decrease in other ordinary expenses generated mainly by EPM \$1,196, associated with the amortization of prepaid expenses and leaseback of the EPM building.

<sup>6</sup> There is an increase due to adjustments in physical inventory, mainly associated with the Distribution business.

<sup>7</sup> Corresponds to non-effective expenditures.

## Note 20. Finance Income and Expenses

### 20.1 Finance income

The detail of finance income is as follows:

Financial income	September 2024	September 2023	For the three months ended September 30, 2024	For the three months ended September 30, 2023
<b>Interest Income:</b>				
Bank deposits <sup>1</sup>	169,586	147,919	47,236	41,801
Interest on trade receivables and default interest <sup>1</sup>	37,945	38,723	16,294	13,531
Interest income from financial assets at amortized cost <sup>1</sup>	4,406	6,858	2,279	1,423
Utility valuation derivative financial instruments not hedging <sup>2 5</sup>	158,118	-	-	-
Gain from valuation of financial instruments at fair value <sup>3 5</sup>	191,072	219,098	80,588	17,311
Other financial income <sup>1</sup>	33,567	41,768	12,988	15,737
Gain on trust rights <sup>4 5</sup>	26,927	49,529	17,466	11,273
Restricted funds <sup>1</sup>	5,226	6,824	1,918	2,425
Leases <sup>1</sup>	941	867	302	283
Gain from valuation of financial instruments at amortized cost <sup>5</sup>	1,946	990	525	288
Yield from monetary restatement <sup>1</sup>	2,435	191	2,190	28
Funds received in administration <sup>1</sup>	397	681	157	473
<b>Total financial income</b>	<b>632,566</b>	<b>513,448</b>	<b>181,943</b>	<b>104,573</b>

Amounts stated in millions of Colombian pesos

- <sup>1</sup> It is disclosed under the interest income and income item of the statement of cash flows.
- <sup>2</sup> The variation originated in EPM by the valuation of the financial instrument related to the weather derivative.
- <sup>3</sup> Decrease caused by the fair value measurement of investments classified in financial instruments, which was mainly due to the allocations of fixed-income securities and market behavior that has presented significant valuations, mainly in EPM \$-15,192 ii) Aguas Nacionales \$-6,947, iii) national energy subsidiaries for \$-2,858, iv) EMVARIAS for \$-1,763, and iv) EPM Inversiones for \$-855.
- <sup>4</sup> The decrease in the profit from trust rights mainly corresponds to EPM with \$-23,306 and is due to the behavior of the market, which has presented devaluations that have been reflected in the portfolio's temporary investments.
- <sup>5</sup> It is disclosed in the statement of cash flows under the heading of valuation of financial instruments and hedge accounting.

## 20.2 Finance expenses

The detail of finance expenses is as follows:

Finance expenses	September 2024	September 2023	For the three months ended September 30, 2024	For the three months ended September 30, 2023
<b>Interest expense:</b>				
Interest on lease obligations <sup>1</sup>	58,119	52,593	19,394	17,357
Other interest expense <sup>1</sup>	48,402	34,005	15,268	14,073
<b>Total interest</b>	<b>106,521</b>	<b>86,598</b>	<b>34,662</b>	<b>31,430</b>
Long-term external financing operations <sup>1 2</sup>	976,559	847,415	322,899	282,044
Long-term internal financing operations <sup>1 3</sup>	512,496	497,501	172,087	134,008
Financial instruments for hedging purposes <sup>1 2</sup>	625,894	528,223	192,796	211,532
Short-term internal financing operations <sup>1 3</sup>	103,133	149,348	27,430	52,329
Short-term external financing operations <sup>1 2</sup>	66,553	22,077	18,273	6,381
Total interest expense on other financial liabilities not measured at fair value through profit or loss <sup>1</sup>	2,317	4,282	409	829
<b>Other finance expenses</b>				
Interest on financial liabilities and valuation losses on investments and other assets <sup>4</sup>	489,396	186,728	104,005	52,990
Fees and commissions other than amounts included in determining the effective interest rate <sup>1</sup>	9,056	6,386	3,598	2,241
<b>Total finance expenses</b>	<b>2,891,925</b>	<b>2,328,558</b>	<b>876,159</b>	<b>773,784</b>

Amounts stated in millions of Colombian pesos

- <sup>1</sup> It is disclosed under interest expense and fees in the statement of cash flows.
- <sup>2</sup> The increase is mainly originated in EPM due to higher indebtedness and new financial hedges contracted.
- <sup>3</sup> The variation mainly originates in EPM, driven by the payment of periodic capital amortizations on loans with Banco BBVA and Banco Agrario, and the payment of local bonds. Reductions were also observed in the affiliates: ADASA, ESSA, EEGSAG, and TRELEC.
- <sup>4</sup> For presentation purposes in the statement of cash flows: \$321,586 (2023: \$102,052) are disclosed under the heading of profit or loss from valuation of financial instruments and hedge accounting and \$167,810 (2023: \$84,676) are disclosed under provisions for tax obligations, insurance and reinsurance and financial update.

## Note 21. Net foreign exchange difference

The effect on foreign. currency transactions is as follows:

Exchange difference net	September 2024	September 2023	For the three months ended September 30 2024	For the three months ended September 30 2023
<b>Exchange difference income</b>				
<u>Own position</u>				
For goods and services and others	5,376	51,202	(229)	7,461
For liquidity	66,120	22,133	(8,631)	11,351
Receivables	46,909	18,232	34,495	260
Provisions	19	24,041	(4)	10,659
Other adjustments due to exchange differences	1,431	31	(25)	9,288
<u>Financial</u>				
Gross Income	91,298	1,837,890	71,324	343,633
Debt hedging	745,941	-	90,353	-
<b>Total foreign exchange difference income</b>	<b>957,094</b>	<b>1,953,529</b>	<b>187,283</b>	<b>382,652</b>
<b>Foreign exchange difference expense</b>				
<u>Own position</u>				
For goods and services and others	19,823	18,753	3,844	3,483
For liquidity	17,589	76,784	5,409	6,308
Receivables	7,704	195,175	296	113,676
Provisions	10,942	-	9,165	-
Other adjustments due to exchange differences	288	11,249	196	11,158
<u>Financing operation</u>				
Gross expense	1,001,645	113,351	25,930	43,097
Debt coverage	-	1,407,277	54,744	323,502
<b>Total foreign exchange difference expense</b>	<b>1,057,991</b>	<b>1,822,589</b>	<b>99,584</b>	<b>501,224</b>
<b>Exchange difference net</b>	<b>(100,897)</b>	<b>130,940</b>	<b>87,699</b>	<b>(118,572)</b>

- Amounts stated in millions of Colombian pesos -

The accumulated net expense due to the difference in exchange amounts to \$100,897, the main expense corresponds to the difference in exchange of the debt in dollars for \$1,001,645 and the income for restatement of the debt \$837,869, associated with the accumulated devaluation of the period of the Colombian peso, which to date amounts to 8.95% (2023: revaluation 15.73%)

The rates used for currency translation in the consolidated financial statements are:

Currency	Currency Code	Exchange to USD as of September 30		Exchange rate as of September 30		Average exchange rate	
		2024	2023	2024	2023	2024	2023
United States Dollar	USD	1.00	1.00	4,164.21	4,053.76	4,184.51	4,004.52
Guatemalan quetzal	GTQ	7.72	7.86	539.16	515.86	541.12	509.00
Mexican peso	MXP	19.64	17.41	211.98	232.80	213.35	231.60
Chilean peso	CLP	896.25	906.84	4.65	4.47	4.52	4.53
EURO	EUR	0.90	0.94	4,647.47	4,291.92	4,326.08	4,775.79

## Note 22. Income tax

As of September 30, 2024, the effective income tax rate was 30.63% (as of September 30, 2023, 27.25%):

Income Tax	September 2024	September 2023
Profit of the period before taxes from continuing activities	5,361,784	4,633,028
Current income tax	1,838,381	1,249,936
Deferred income tax	(195,837)	12,379
<b>Total income tax</b>	<b>1,642,544</b>	<b>1,262,315</b>
<b>Effective rate</b>	<b>30.63%</b>	<b>27.25%</b>

- Amounts stated in millions of Colombian pesos -

For interim periods, and in compliance with IAS 34, income tax expenses will be recognized based on the best estimate of the weighted average tax rate expected for the annual accounting period, in our case under the estimated effective tax rate methodology. The amounts calculated for the tax expense in this interim period may need to be adjusted in subsequent periods whenever the estimates of the annual rate have changed at the time the actual tax at the end of the period is determined.

As of September 30, 2024, the effective income tax rate was 30.63% (as of September 30, 2023, 27.25%). The variation in the effective rate resulted from a combined effect of items, such as:

- Reduction in the special deduction for real productive fixed assets
- In 2024, reductions in permanent differences that lower net taxable income are considered, such as the equity method and dividends not taxed in the parent company.
- Variation in pre-tax income due to the elimination in the consolidation process of permanent items like the equity method and unrealized profits from intra-group transactions, which also led to eliminations of deferred tax associated with these items, impacting the effective tax rate of the consolidated entity.

The effective tax rate is below the nominal income rate of the countries where Grupo EPM is present, mainly due to the use of tax benefits in Colombia such as: special deduction for investments in real productive fixed assets, exclusive benefit in the Head Office and permitted by the Legal Stability Contract signed with the Nation through the Ministry of Mines and Energy; income from untaxed dividends under the Colombian Holding Companies Regime, special deductions and tax discounts for investments in Science, Technology and Innovation; investments in control, conservation and improvement of the environment.

## Note 23. Related party disclosures

EPM, parent company of the EPM Group, is an industrial and commercial company of the State, decentralized of the municipal order, whose sole owner is It is the Special District of Science, Technology and Innovation of Medellín. Its capital is not divided into shares.

Subsidiaries, associates and joint ventures, including subsidiaries of associates and joint ventures, key management personnel, as well as entities over which key management personnel may exercise control or joint control and post-employment benefit plans for the benefit of employees are considered related parties of the Group.

The balances and transactions between the companies of the EPM Group have been eliminated in the consolidation process and are not disclosed in this note. The total amount of the transactions carried out by the Group with its related parties during the corresponding period is presented below:

Transactions and balances with related parties	Income <sup>1</sup>	Costs/ Expenses <sup>2</sup>	Amounts receivable <sup>3</sup>	Amounts payable <sup>4</sup>	Guarantees and collateral received <sup>5</sup>
<b>Associates:</b>					
September 2024	46,213	37,080	4,283	6,521	-
December 2023	74,721	45,797	11,769	8,341	-
<b>Key management personnel of the company or its controlling company:</b>					
September 2024	3	21,473	1,308	5,573	1,021
December 2023	2	32,109	1,368	3,632	903
<b>Other related parties:</b>					
September 2024	136,472	86,608	41,921	359,839	-
December 2023	189,909	109,863	124,510	11,968	-

- Amounts stated in millions of Colombian pesos -

- <sup>1</sup> Revenues generated from transactions with associated companies correspond to the sale of services related to information and communication technologies, information services and complementary activities related and/or related to them. Revenues generated with other related parties correspond mainly to the sale of energy, rendering of public services and financial services. The detail of the income obtained by the Group from its related parties is as follows:

	Revenues	September 2024	December 2023
Associates	Sale of goods and services	38,930	60,424
	Interest	2	5
	Other	7,281	14,292
Key management personnel of the company or its controlling company	Sale of goods and services	3	2
Other related parties	Sale of goods and services	125,888	128,971
	Interest	3	331
	Fees	1,710	16
	Other	8,871	60,591
<b>Total income from related parties</b>		<b>182,688</b>	<b>264,632</b>

- Amounts stated in millions of Colombian pesos -

- <sup>2</sup> It corresponds to costs and expenses arising from transactions involving the purchase of energy, acquisition of goods and services, including services related to communications and complementary activities, with associates and other related parties. The detail of the costs and expenses incurred by the Group with its related parties is as follow:



	Costs and Expenses	September 2024	December 2023
Associates	Purchase of goods and services	35,195	43,310
	Fees	1,830	2,270
	Other	55	217
Key management personnel of the company or its controlling company	Purchase of goods and services	9,027	6,193
	Fees	8,538	19,814
	Other	3,908	6,102
Other related parties	Purchase of goods and services	29,232	29,608
	Fees	1,614	9,626
	Other	55,762	70,629
<b>Total costs and expenses incurred with related parties</b>		<b>145,161</b>	<b>187,769</b>

- Amounts stated in millions of Colombian pesos -

<sup>3</sup> The Group maintains accounts receivable with its related parties arising from the sale of energy, provision of public services, sale of services associated with information and communications technologies, information services, among others. The Group carries out the portfolio rating under criteria that allow prioritizing the management of its recovery through the dependencies in charge of the portfolio or collection entities. Collection applies based on the billing cycle with respect to household utilities..

<sup>4</sup> The payment policy, for the most part, is 30 days from the date of filing the invoice.

<sup>5</sup> The guarantees and guarantees received correspond to mortgage guarantees on housing loans granted to key management personnel.

Transactions between the Group and its related parties are carried out under conditions equivalent to those that exist in transactions between independent parties, in terms of their subject matter and conditions.

#### Transactions and Balances with Related Government Entities

The amounts paid during the nine months ended September 30, 2024 were \$1,757,131 detailed as follows: surpluses of \$1,129,584 ordinary and \$627,547 extraordinary (2023: \$1,393,467: \$895,800 ordinary and \$124,417 extraordinary).

#### Remuneration to the Board of Directors and key staff of the Group:

The remuneration of the members of the Board of Directors and key personnel of the Group's management is as follows:

Concept	September 2024	December 2023
Wages and other short-term employee benefits	18,979	48,396
Pensions and other post-employment benefits	2,879	1,234
Other long-term employee benefits	730	1,583
<b>Remuneration to key management personnel</b>	<b>22,588</b>	<b>51,213</b>

- Amounts stated in millions of Colombian pesos -

The amounts disclosed are those recognized as a cost or expense during the reporting period for compensation of key management personnel.

## Note 24. Capital management.

The Group's capital includes indebtedness through the capital market, commercial banking, development banking, development agency, and multilateral banking, at a national and international level.

The Group manages its capital with the objective of planning, managing, and evaluating the attainment of financial resources in the national and international financial markets, for strategic investments and investment projects, through different options that optimize the cost, that guarantee the maintenance of adequate financial indicators and adequate risk rating and minimizes financial risk. For the above, it has defined the following capital management policies and processes:

Financing management: financing management includes the performance of all long-term credit operations, to guarantee the timely availability of the resources required for the normal operation of the company and to materialize investment and growth decisions, trying to optimize financing costs.

The Group is not subject to external capital requirements.

The Group has not made any changes to its capital management objectives, policies, and processes during the period ended as of the cut-off date, nor has it been subject to external capital requirements.

In order to deal with changes in economic conditions, the Group implements proactive mechanisms for managing its financing, enabling different financing alternatives to the extent feasible, so that, when it is required to execute any long-term credit operation, it has access to the source that is available at each market moment in competitive conditions and with the necessary opportunity.

The values that the Group manages as capital are presented below:

Capital management	September 2024	December 2023
<b>Bonds and loans</b>		
Commercial bank loans	12,166,140	10,344,517
Multilateral bank loans	678,792	776,947
Development bank loans	2,504,426	2,262,090
Bonds and securities issued	14,088,104	14,493,386
Overdrafts	6,622	-
<b>Total debt</b>	<b>29,444,084</b>	<b>27,876,940</b>
<b>Total capital</b>	<b>29,444,084</b>	<b>27,876,940</b>

- Amounts stated in millions of Colombian pesos -

## Note 25. Measuring fair value on a recurring and non-recurring basis

The methodology set out in IFRS 13 Measuring Fair Value specifies a hierarchy in valuation techniques based on whether the variables used in determining fair value are observable or unobservable. The Group determines fair value on a recurring and non-recurring basis, as well as for disclosure purposes:

- Based on prices quoted in active markets for assets or liabilities identical to those that the Group can access on the measurement date (level 1).

- Based on valuation techniques commonly used by market participants that use variables other than quoted prices that are observable for assets or liabilities directly or indirectly (level 2).
- Based on internal valuation techniques for discounting cash flows or other valuation models, using variables estimated by the Group that are not observable for the asset or liability, in the absence of variables observed in the market (level 3).

During 2024 and 2023 the Group has not made any transfers between the levels of the fair value hierarchy, both for transfers in and out of the levels.

**Valuation techniques and variables used by the Group to measure fair value for recognition and disclosure:**

**Cash and cash equivalents:** include fixed income instruments and fiduciary engagements. The latter reflect the balance of the Collective Investment Funds (CIFs) held by the EPM Group. These funds are used as a savings and investment mechanism and are managed by trust companies. Through these funds, resources are invested in a portfolio of assets which are updated at fair value. The EPM Group uses the market approach as a valuation technique for this item, these items are classified at level 1 of the fair value hierarchy.

**Fair value investments through profit or loss and equity:** this corresponds to the investments made to optimize liquidity surpluses, i.e., all those resources that are not immediately allocated to the development of the activities that constitute the corporate purpose of the companies. Additionally, it includes the resources given to a financial institution as collateral for the sale of the Los Cururos Wind Farm and EPM Transmisión Chile. The EPM Group uses the market approach as a valuation technique, these items are classified in level 1 of the fair value hierarchy.

**Equity investments:** corresponds to the resources placed in equity securities of national or foreign entities, represented in shares or parts of social interest. The methodologies used are: the market price for those listed on the stock exchange (level 1) and the discount of cash flows for the others (level 3).

**Fiduciary rights:** corresponds to the rights arising from the conclusion of commercial trust agreements. The EPM Group uses the market approach as a valuation technique, these items are classified in level 1.

**Derivative instruments:** The Group uses derivative financial instruments, such as forward contracts, futures contracts, swaps and options, to hedge various financial risks, mainly interest rate, exchange rate and commodity price risk. Such derivative financial instruments are initially recognized at their fair values at the date on which the derivative contract is concluded, and subsequently remeasured at fair value. The Group uses discounted cash flow as a valuation technique for swaps, in an income approach. The variables used are: Swap curve interest rate for dollar-denominated rates, to discount flows in dollars; and External Interest Rate Swap Curve for peso-denominated rates, to discount flows in pesos. These items are classified at level 2 of the fair value hierarchy. With respect to Zero Cost Collar options, the Black and Scholes model is used as a reference, which analyzes the value of options based on the price of the asset underlying the option and follows a continuous stochastic process of Gauss-Wiener evolution with constant mean and instantaneous variance. These items are classified at level 2 of the fair value hierarchy. Additionally, for the put option of the climate derivative, the Monte Carlo method is used as a valuation technique, which simulates the non-financial variable (rainfall measured in two meteorological stations located in the basins of two of the most important rivers in EPM's area of influence: Río Abajo and Riogrande I) in a series of situations or possible scenarios for a given event, including the limits and present value of the flows defined in the contract. This item is classified at level 3 of the fair value hierarchy because it uses variables not obtained from observable data in the market.

**Accounts receivable:** made up of the accounts receivable originated in the business combination for the acquisition of the subsidiary Empresas Públicas de Rionegro, for its valuation the discount of payment flows is considered by applying the weekly deposit rates for CDT at 360 days published by Banco de la República; and by the account receivable associated with the firm supply contract of liquid fuel (ACPM) for the plants La Sierra and Termodorada thermoelectric plants, which are updated according to the

value of the fuel unit stipulated in the contract. Both items are classified at level 3 of the fair value hierarchy.

**Investment properties:** these are properties (land or buildings, considered in whole or in part, or both) that are held (by the Group in its own name or by part of a financial lease) to obtain income, capital gains or both, rather than to:

- Its use in the production or supply of goods or services, or for administrative purposes; or
- Its sale in the ordinary course of business.

The Panel uses two valuation techniques for these items. Within the market approach, the comparative or market method is used, which consists of deducing the price by comparing transactions, supply and demand and appraisals of similar or comparable properties, after adjustments of time, conformation and location. Within the cost approach, the residual method is used, which is applied only to buildings and is based on the determination of the updated cost of construction, minus depreciation due to age and state of conservation. Both items are classified at level 3 of the fair value hierarchy.

**Contingent considerations:** arising from business combinations in the acquisitions of the subsidiaries Espiritu Santo Energy S. de R.L. and Empresas Varias de Medellín S.A E.S.P. - EMVARIAS, the discounting of payment flows is considered by applying the discount rates: Libor Rate and TES Rate, respectively. These items are classified at level 3 of the fair value hierarchy.

The following table shows, for each level of the fair value hierarchy, the Group's assets and liabilities measured at fair value on a recurring basis as of the cut-off date.:

Fair value on a recurring basis as of September 2024	Book value	Level 1	Level 2	Level 3	Total
<b>Assets</b>					
Cash and cash equivalents	458,624	458,624	-	-	458,624
<b>Total negotiable or designated at fair value (See note 12)</b>	<b>458,624</b>	<b>458,624</b>	-	-	<b>458,624</b>
Fixed income securities	470,043	470,043	-	-	470,043
Equity securities investments at fair value	479,475	479,475	-	-	479,475
Investments pledged or pledged in guarantee	20,240	20,240	-	-	20,240
<b>Total other investments at fair value (See note 11)</b>	<b>969,758</b>	<b>969,758</b>	-	-	<b>969,758</b>
Variable income securities other equity investments	1,719,722	1,820,644	-	8,081	1,828,725
<b>Total other equity investments (See note 11)</b>	<b>1,719,722</b>	<b>1,820,644</b>	-	<b>8,081</b>	<b>1,828,725</b>
Trust in administration	317,634	317,613	21	-	317,634
<b>Total trust rights (See note 11)</b>	<b>317,634</b>	<b>317,613</b>	<b>21</b>	-	<b>317,634</b>
Put options	-	-	-	-	-
Future contracts	9,437	-	9,437	-	9,437
Derivative swaps	111,876	-	111,876	-	111,876
<b>Total derivatives</b>	<b>121,313</b>	-	<b>121,313</b>	-	<b>121,313</b>
Other accounts receivable	48,183	-	-	48,183	48,183
<b>Total debtors (See note 10)</b>	<b>48,183</b>	-	-	<b>48,183</b>	<b>48,183</b>
Investment properties Urban and rural land	156,605	16,480	-	140,125	156,605
Investment property Buildings and houses	39,373	13	-	39,360	39,373
<b>Total investment properties</b>	<b>195,978</b>	<b>16,493</b>	-	<b>179,485</b>	<b>195,978</b>
<b>Liabilities</b>					
Provision - business combination	157,115	-	-	157,115	157,115
<b>Total contingent consideration (See note 14)</b>	<b>157,115</b>	-	-	<b>157,115</b>	<b>157,115</b>
Derivative swaps liabilities	136,767	-	136,767	-	136,767
<b>Total derivative liabilities</b>	<b>136,767</b>	-	<b>136,767</b>	-	<b>136,767</b>
<b>Total fair value on a recurring basis</b>	<b>3,537,330</b>	<b>3,583,132</b>	<b>(15,433)</b>	<b>78,634</b>	<b>3,646,333</b>

Amounts stated in millions of Colombian pesos

Fair value on a recurring basis as of December 2023	Valor en libros total	Nivel 1	Nivel 2	Nivel 3	Total
<b>Assets</b>					
Cash and cash equivalents	639,034	639,034	-	-	639,034
<b>Total negotiable or designated at fair value (See note 12)</b>	<b>639,034</b>	<b>639,034</b>	-	-	<b>639,034</b>
Fixed income securities	426,252	426,252	-	-	426,252
Equity securities investments at fair value	426,300	426,300	-	-	426,300
Investments pledged or pledged in guarantee	808	808	-	-	808
<b>Total other investments at fair value (See note 11)</b>	<b>853,360</b>	<b>853,360</b>	-	-	<b>853,360</b>
Variable income securities other equity investments	1,562,842	1,555,210	-	7,632	1,562,842
<b>Total other equity investments (See note 11)</b>	<b>1,562,842</b>	<b>1,555,210</b>	-	<b>7,632</b>	<b>1,562,842</b>
Trust in administration	330,338	330,338	-	-	330,338
<b>Total trust rights (See note 11)</b>	<b>330,338</b>	<b>330,338</b>	-	-	<b>330,338</b>
Put Options	31,453	-	-	31,453	31,453
Future contracts	88	-	88	-	88
Derivative swaps	1,111	-	1,111	-	1,111
Collar Options	-	-	-	-	-
<b>Total derivatives</b>	<b>32,652</b>	-	<b>1,199</b>	<b>31,453</b>	<b>32,652</b>
Other accounts receivable	49,338	-	-	49,338	49,338
<b>Total debtors (See note 10)</b>	<b>49,338</b>	-	-	<b>49,338</b>	<b>49,338</b>
Investment properties Urban and rural land	155,250	-	-	155,250	155,250
Investment property Buildings and houses	39,360	-	-	39,360	39,360
<b>Total investment properties</b>	<b>194,610</b>	-	-	<b>194,610</b>	<b>194,610</b>
<b>Liabilities</b>					
Provision - business combination	141,143	-	-	141,143	141,143
<b>Total contingent consideration (See note 14)</b>	<b>141,143</b>	-	-	<b>141,143</b>	<b>141,143</b>
Swaps derivative liabilities	906,573	-	906,573	-	906,573
<b>Total derivative liabilities</b>	<b>906,573</b>	-	<b>906,573</b>	-	<b>906,573</b>
<b>Total fair value on a recurring basis</b>	<b>2,614,458</b>	<b>3,377,942</b>	<b>(905,374)</b>	<b>141,890</b>	<b>2,614,458</b>

- Amounts stated in millions of Colombian pesos -

During 2024, no transfers were made between levels.

The following tables present a reconciliation of the Group's assets and liabilities measured at fair value on a recurring basis using non-observable variables (classified at level 3 of the fair value hierarchy) as of September 30, 2024 and December 31, 2023:

Changes in level 3 of the fair value hierarchy September 2024	Initial balance	Changes recognized in income	Changes recognized in other comprehensive income	Final balance
<b>Assets</b>				
Variable income securities other equity investments	7,632	-	449	8,081
<b>Total other equity investments (See note 11)</b>	<b>7,632</b>	<b>-</b>	<b>449</b>	<b>8,081</b>
Options	31,453	(31,453)	-	-
<b>Total derivatives</b>	<b>31,453</b>	<b>(31,453)</b>	<b>-</b>	<b>-</b>
Other accounts receivable	49,338	(1,155)	-	48,183
<b>Total receivables</b>	<b>49,338</b>	<b>(1,155)</b>	<b>-</b>	<b>48,183</b>
Investment properties Urban and rural land	155,250	-	(15,125)	140,125
Investment properties Buildings and houses	39,360	-	-	39,360
<b>Total investment properties</b>	<b>194,610</b>	<b>-</b>	<b>(15,125)</b>	<b>179,485</b>
<b>Liabilities</b>				
Provision - business combination	141,143	15,972	-	157,115
<b>Total contingent consideration (See Note 14)</b>	<b>141,143</b>	<b>15,972</b>	<b>-</b>	<b>157,115</b>
<b>Changes in level 3 of the fair value hierarchy December 2023</b>				
Initial balance	Changes recognized in income	Changes recognized in other comprehensive income	Final balance	
<b>Assets</b>				
Variable income securities other equity investments	7,805	-	(173)	7,632
<b>Total other equity investments (See note 11)</b>	<b>7,805</b>	<b>-</b>	<b>(173)</b>	<b>7,632</b>
Options	67,870	(36,417)	-	31,453
<b>Total derivatives</b>	<b>67,870</b>	<b>(36,417)</b>	<b>-</b>	<b>31,453</b>
Other accounts receivable	47,105	2,233	-	49,338
<b>Total receivables</b>	<b>47,105</b>	<b>2,233</b>	<b>-</b>	<b>49,338</b>
Investment properties Urban and rural land	153,781	-	1,469	155,250
Investment properties Buildings and houses	36,793	-	2,567	39,360
<b>Total investment properties</b>	<b>190,574</b>	<b>-</b>	<b>4,036</b>	<b>194,610</b>
<b>Liabilities</b>				
Provision - business combination	164,112	(22,969)	-	141,143
<b>Total contingent consideration (See Note 14)</b>	<b>164,112</b>	<b>(22,969)</b>	<b>-</b>	<b>141,143</b>

- Amounts stated in millions of Colombian pesos -

The carrying amount and estimated fair value of the group's assets and liabilities that are not recognized at fair value in the consolidated statement of financial position, but require disclosure at fair value, as of September 30, 2024, and December 31, 2023 is as follows:

September 2024	Book value	Level 2	Total
<b>Assets</b>			
Utility Services	9,150,959	9,114,561	9,114,561
Employees	246,061	245,098	245,098
Construction contracts	3,133	4,699	4,699
Other accounts receivable	1,764,000	1,533,630	1,533,630
<b>Total Assets</b>	<b>11,164,153</b>	<b>10,897,988</b>	<b>10,897,988</b>
<b>Liabilities</b>			
Development bank loans	2,504,427	2,197,539	2,197,539
Multilateral bank loans	678,792	333,739	333,739
Commercial bank loans	12,166,140	11,444,519	11,444,519
Bonds and securities issued	14,088,104	13,110,958	13,110,958
Other liabilities	6,622	4,693	4,693
<b>Total liabilities</b>	<b>29,444,085</b>	<b>27,091,448</b>	<b>27,091,448</b>
<b>Total</b>	<b>(18,279,932)</b>	<b>(16,193,460)</b>	<b>(16,193,460)</b>

- Amounts stated in millions of Colombian pesos -

December 2023	Book value	Level 2	Total
<b>Assets</b>			
Utility Services	9,562,023	9,513,743	9,513,743
Employees	242,613	223,989	223,989
Construction contracts	5,049	5,049	5,049
Other accounts receivable	1,714,811	1,524,430	1,524,430
<b>Total Assets</b>	<b>11,524,496</b>	<b>11,267,211</b>	<b>11,267,211</b>
<b>Liabilities</b>			
Development bank loans	2,262,090	2,164,558	2,164,558
Multilateral bank loans	776,947	643,828	643,828
Commercial bank loans	10,344,517	9,104,110	9,104,110
Bonds and securities issued	14,493,386	13,118,385	13,118,385
<b>Total liabilities</b>	<b>27,876,940</b>	<b>25,030,881</b>	<b>25,030,881</b>
<b>Total</b>	<b>(16,352,444)</b>	<b>(13,763,670)</b>	<b>(13,763,670)</b>

As of September 30, 2024, and December 31, 2023, there were no concepts at levels 1 and 3.

## Note 26. Operating Segments

### 26.1 Segment Information

For management purposes, the Group is organized into segments on the basis of its products and services, and has the following eight operating segments on which information is presented:

- Energy Generation and Commercialization Segment, whose activity consists of the production of energy and commercialization of large blocks of electrical energy, based on the acquisition or development of a portfolio of energy proposals for the market.



- Energy Distribution and Commercialization Segment, whose activity consists of transporting electrical energy through a set of lines and substations, with their associated equipment, operating at voltages below 220 KV, the commercialization of energy to the end user of the regulated market and the development of related and complementary activities. It includes the Regional Transmission System (STR), the Local Distribution System (SDL), the street lighting service and the provision of associated services.
- Energy Transmission Segment, whose activity consists of the transmission of energy in the National Transmission System -STN-, composed of the set of lines, with their corresponding connection equipment, which operate at voltages equal to or greater than 220 KV. The National Transmitter (TN) is the legal entity that operates and transports electrical energy in the STN or has established a company whose purpose is the development of such activity.
- Gas Distribution and Marketing Segment, whose activity consists of the conduction of gas from the city gate to the end user, through medium and low pressure pipes. It includes the sale of gas through different systems, including grid distribution, natural gas for vehicles, compressed natural gas and service stations.
- Water Supply and Marketing Segment, whose activity consists of conceptualizing, structuring, developing and operating systems to provide water. It includes carrying out the commercial management of the portfolio of services related to the supply of water for different uses, in addition to the use of the production chain, specifically in the production of energy, and the supply of raw water.
- Wastewater Management and Marketing Segment, comprises the activities of conceptualizing, structuring, developing and operating wastewater and solid waste management systems, in addition to the use of the production chain, specifically in the production of energy and gas.
- Solid Waste Management and Marketing Segment, includes carrying out the commercial management related to these services and the use of biosolids and other by-products of wastewater treatment and solid waste management.
- Other Segment, which corresponds to the other activities that are not included within the segments listed above. It includes: Adapted Health Entity (EAS) and Medical and Dental Services Unit, billing and collection services for third parties, income received from investment properties (leases), social financing, EATIC Laboratory tests, provision of specialized transportation service and services associated with information and communication technologies, information services and complementary activities related or related to them.

The Group has not aggregated operating segments to make up these eight reportable segments; However, it carries out the activity of energy marketing, which consists of the purchase of electricity on the wholesale market and its sale to other market players or to regulated or non-regulated end users. Therefore, the Group includes the financial information of the company in the corresponding segments that contain this activity.

Management monitors the operating results of the operating segments separately for the purpose of making decisions on resource allocation and evaluating their performance. Segment performance is measured on the basis of pre-tax and discontinued operating gain or loss and is measured uniformly with operating gain or loss in the consolidated financial statements.

The transfer prices between the operating segments are agreed as between independent parties in a similar way to those agreed with third parties.

September 2024	Generation	Transmission	Distribution	Gas	Water supply	Wastewater management	Solid waste management	Other segments	Total segments	Intersegment eliminations	Consolidated
Revenues from external customers	5,609,119	268,088	19,894,839	1,192,473	1,636,886	1,105,866	307,375	181,838	30,196,484	-	30,196,484
Inter-segment revenues	1,037,470	111,778	569,855	26,287	30,367	39,812	827	111,574	1,927,970	1,927,970	-
<b>Total net revenue</b>	<b>6,646,589</b>	<b>379,866</b>	<b>20,464,694</b>	<b>1,218,760</b>	<b>1,667,253</b>	<b>1,145,678</b>	<b>308,202</b>	<b>293,412</b>	<b>32,124,454</b>	<b>-</b>	<b>30,196,484</b>
Costs and expenses without depreciation, amortization, provisions and impairment of PP&E and intangibles	(2,829,861)	(72,606)	(15,562,522)	(1,000,511)	(821,308)	(572,731)	(230,494)	(294,625)	(21,384,658)	1,855,133	(19,529,525)
Depreciation, amortization, provisions and impairment of PP&E and intangible assets	(370,798)	(53,582)	(1,017,096)	(18,956)	(359,805)	(132,086)	(62,940)	(40,933)	(2,056,196)	35,750	(2,020,446)
Impairment of trade receivable	39,017	(4,528)	(869,567)	(561)	7,941	(32,014)	(132)	(25,584)	(885,428)	460	(884,968)
Other expenses	(14,195)	(1,251)	(71,384)	(1,631)	(7,642)	(2,656)	(159)	(516)	(99,434)	387	(99,047)
Interest and yield income	84,555	4,429	197,778	25,277	62,312	112,947	7,979	107,733	603,010	(359,553)	243,457
Finance income (other than interest and yields)	250,637	2,394	42,697	4,140	15,417	10,498	261	63,065	389,109	-	389,109
<b>Total finance income</b>	<b>335,192</b>	<b>6,823</b>	<b>240,475</b>	<b>29,417</b>	<b>77,729</b>	<b>123,445</b>	<b>8,240</b>	<b>170,798</b>	<b>992,119</b>	<b>-</b>	<b>632,566</b>
Interest expense	(800,363)	(61,107)	(710,981)	(64,031)	(379,092)	(212,316)	(9,699)	(522,204)	(2,759,793)	366,321	(2,393,472)
Finance expenses (other than interest)	(284,833)	(196)	(106,923)	(4,961)	(63,214)	(25,511)	(10,295)	(3,780)	(499,713)	1,260	(498,453)
<b>Total finance expense</b>	<b>(1,085,196)</b>	<b>(61,303)</b>	<b>(817,904)</b>	<b>(68,992)</b>	<b>(442,306)</b>	<b>(237,827)</b>	<b>(19,994)</b>	<b>(525,984)</b>	<b>(3,259,506)</b>	<b>367,581</b>	<b>(2,891,925)</b>
Net foreign exchange difference	(47,016)	2,838	(47,834)	(4,417)	6,753	(10,265)	(4)	(806)	(100,751)	(146)	(100,897)
Equity method in the profit or loss of associates and joint ventures	-	-	-	-	-	-	-	(57,370)	(57,370)	-	(57,370)
Effect of share in equity investments	-	-	774	-	-	(2,526)	-	119,454	117,702	(789)	116,913
<b>Profit or loss before income tax for the period</b>	<b>2,673,732</b>	<b>196,257</b>	<b>2,319,636</b>	<b>153,109</b>	<b>128,615</b>	<b>279,018</b>	<b>2,719</b>	<b>362,154</b>	<b>5,390,932</b>	<b>-</b>	<b>5,361,784</b>
Income tax	(644,245)	(46,245)	(825,633)	(53,935)	(1,557)	(93,293)	731	20,960	(1,643,217)	673	(1,642,544)
Net movement in regulatory accounts related to profit or loss for the period	-	-	-	-	-	-	-	-	-	-	-
<b>Net profit or loss for the period</b>	<b>-</b>	<b>-</b>	<b>75,839</b>	<b>-</b>	<b>-</b>	<b>-</b>	<b>-</b>	<b>-</b>	<b>75,839</b>	<b>-</b>	<b>75,839</b>
Total assets without investments in associates and joint ventures and debit balances of deferred regulatory accounts	2,029,487	150,012	1,569,842	99,174	127,058	185,725	3,450	(341,194)	3,823,554	(28,474)	3,795,079
Investments in associates and joint ventures accounted for by the equity method	26,967,571	2,590,157	30,695,965	1,658,844	10,303,220	8,432,438	613,733	5,566,874	86,828,802	(8,434,367)	78,394,435
Deferred assets related to regulatory account balances	-	-	-	-	-	-	-	1,015,115	1,015,115	-	1,015,115
<b>Total assets and debit balances of deferred regulatory accounts</b>	<b>-</b>	<b>-</b>	<b>270,969</b>	<b>-</b>	<b>-</b>	<b>-</b>	<b>-</b>	<b>-</b>	<b>270,969</b>	<b>-</b>	<b>270,969</b>
Total liability	26,967,571	2,590,157	30,966,934	1,658,844	10,303,220	8,432,438	613,733	6,581,989	88,114,886	(8,434,367)	79,680,519
Deferred liabilities related to regulatory account balances	14,670,136	1,110,480	17,488,549	992,924	6,800,603	4,660,686	471,476	7,477,565	53,672,419	(7,305,421)	46,366,998
Total liabilities and credit balances from deferred regulatory accounts	-	-	81,291	-	-	-	-	-	81,291	-	81,291
<b>Additions to non-current assets</b>	<b>14,670,136</b>	<b>1,110,480</b>	<b>17,569,840</b>	<b>992,924</b>	<b>6,800,603</b>	<b>4,660,686</b>	<b>471,476</b>	<b>7,477,565</b>	<b>53,753,710</b>	<b>-</b>	<b>46,448,289</b>

- Amounts stated in millions of Colombian pesos -

September 30, 2023	Generation	Transmission	Distribution	Gas	Water supply	Wastewater management	Solid waste management	Other segments	Total segments	Intersegment eliminations	Consolidated
Revenues from external customers	4,250,108	288,106	18,596,595	1,134,350	1,680,207	1,080,509	242,052	196,833	27,468,760	-	27,468,760
Inter-segment revenues	589,883	121,558	606,280	44,990	42,451	42,964	628	107,774	1,556,528	(1,556,528)	-
<b>Total net revenue</b>	<b>4,839,991</b>	<b>409,664</b>	<b>19,202,875</b>	<b>1,179,340</b>	<b>1,722,658</b>	<b>1,123,473</b>	<b>242,680</b>	<b>304,607</b>	<b>29,025,288</b>	<b>(1,556,528)</b>	<b>27,468,760</b>
Costs and expenses without depreciation, amortization, provis	(2,133,089)	(73,366)	(14,816,926)	(975,472)	(843,649)	(596,933)	(194,437)	(282,062)	(19,915,934)	1,455,470	(18,460,464)
Depreciation, amortization, provisions and impairment of PP&E	(370,247)	(54,424)	(666,656)	(17,902)	(226,652)	(100,034)	(54,979)	(39,220)	(1,530,114)	33,103	(1,497,011)
Impairment of trade receivable	(42,825)	17	(919,079)	(2,967)	(21,144)	(11,157)	(379)	(29,716)	(1,027,250)	115	(1,027,135)
Other expenses	(18,631)	(1,385)	(50,681)	(1,267)	(8,890)	(2,958)	(62)	(255)	(84,129)	209	(83,920)
Interest and yield income	74,689	8,962	153,282	13,861	50,361	87,926	8,379	72,160	469,620	(224,887)	244,733
Finance income (other than interest and yields)	28,525	2,843	73,836	15,444	15,152	18,391	1,867	112,657	268,715	-	268,715
Total finance income	103,214	11,805	227,118	29,305	65,513	106,317	10,246	184,817	738,335	(224,887)	513,448
Interest expense	(650,649)	(70,418)	(565,499)	(64,347)	(339,578)	(180,395)	(10,223)	(484,028)	(2,365,137)	229,693	(2,135,444)
Finance expenses (other than interest)	(99,277)	(233)	(51,621)	(1,399)	(17,332)	(7,953)	(11,102)	(5,387)	(194,304)	1,190	(193,114)
Total finance expense	(749,926)	(70,651)	(617,120)	(65,746)	(356,910)	(188,348)	(21,325)	(489,415)	(2,559,441)	230,883	(2,328,558)
Net foreign exchange difference	135,107	803	65,415	2,420	89,762	11,949	(2)	(174,517)	130,937	3	130,940
Equity method in the profit or loss of associates and joint vent	-	-	-	-	-	-	-	(261,169)	(261,169)	-	(261,169)
Effect of share in equity investments	-	-	1,330	-	-	-	-	178,138	179,468	(1,331)	178,137
<b>Profit or loss before income tax for the period</b>	<b>1,763,594</b>	<b>222,463</b>	<b>2,426,276</b>	<b>147,711</b>	<b>420,688</b>	<b>342,309</b>	<b>(18,258)</b>	<b>(608,792)</b>	<b>4,695,991</b>	<b>(62,963)</b>	<b>4,633,028</b>
Income tax	(472,834)	(49,702)	(697,170)	(48,789)	(35,358)	(108,225)	3,980	119,891	(1,288,207)	25,893	(1,262,314)
Net movement in regulatory accounts related to profit or loss	-	-	3,691	-	-	-	-	-	3,691	-	3,691
<b>Net profit or loss for the period</b>	<b>1,290,760</b>	<b>172,761</b>	<b>1,732,797</b>	<b>98,922</b>	<b>385,330</b>	<b>234,084</b>	<b>(14,278)</b>	<b>(488,901)</b>	<b>3,411,475</b>	<b>(37,070)</b>	<b>3,374,405</b>
Total assets without investments in associates and joint ventu	25,516,044	2,496,431	28,495,010	1,584,140	9,233,287	8,112,271	466,287	4,848,900	80,752,370	(7,041,788)	73,710,582
Investments in associates and joint ventures accounted for by	-	-	-	-	-	-	-	910,178	910,178	-	910,178
Deferred assets related to regulatory account balances	-	-	45,414	-	-	-	-	-	45,414	-	45,414
<b>Total assets and debit balances of deferred regulatory acco</b>	<b>25,516,044</b>	<b>2,496,431</b>	<b>28,540,424</b>	<b>1,584,140</b>	<b>9,233,287</b>	<b>8,112,271</b>	<b>466,287</b>	<b>5,759,078</b>	<b>81,707,962</b>	<b>(7,041,788)</b>	<b>74,666,174</b>
Total liability	14,395,134	1,172,520	16,038,867	989,844	5,625,678	4,372,618	426,668	6,171,649	49,192,978	(5,828,693)	43,364,285
Deferred liabilities related to regulatory account balances	-	-	13,624	-	-	-	-	-	13,624	-	13,624
<b>Total liabilities and credit balances from deferred regulatory a</b>	<b>14,395,134</b>	<b>1,172,520</b>	<b>16,052,491</b>	<b>989,844</b>	<b>5,625,678</b>	<b>4,372,618</b>	<b>426,668</b>	<b>6,171,649</b>	<b>49,206,602</b>	<b>(5,828,693)</b>	<b>43,377,909</b>
Additions to non-current assets	1,196,616	75,688	1,672,151	9,048	539,393	179,815	29,832	60,848	3,763,391	-	3,763,391

- Amounts stated in millions of Colombian pesos -

## 26.2 Information by Geographic Area

### Revenue from external customers

Country	September 2024	September 2023
Colombia (country of domicile of EPM)	22,369,167	19,473,812
Guatemala	2,936,402	3,125,469
Panamá	2,572,585	2,392,557
El Salvador	1,165,289	1,163,265
Chile	700,549	882,779
México	344,130	348,019
Ecuador	67,741	44,243
Bermuda	45,093	43,427
International intersegment eliminations	(4,472)	(4,811)
<b>Total countries other than Colombia</b>	<b>7,827,317</b>	<b>7,994,948</b>
<b>Total consolidated revenues</b>	<b>30,196,484</b>	<b>27,468,760</b>

*Amounts stated in millions of Colombian pesos*

Revenue information is based on the location of the customer.

There is no customer in the Group that generates more than 10% of its revenues.

### Non-current assets

Country	September 2024	December 2023
Colombia (country of domicile of EPM)	45,098,741	43,060,154
Chile	3,698,415	3,462,714
Panamá	3,029,103	2,758,088
Guatemala	3,381,957	3,016,617
El Salvador	525,152	457,137
México	2,542	5,302
<b>Total countries other than Colombia</b>	<b>10,637,169</b>	<b>9,699,858</b>
<b>Total non-current assets</b>	<b>55,735,910</b>	<b>52,760,012</b>

*Amounts stated in millions of Colombian pesos*

For these purposes, non-current assets (no eliminations) property, plant and equipment, intangible assets, and investment property including assets from the acquisition of subsidiaries and goodwill.

## Note 27. Events occurring after the reporting period.

After the date of presentation of the interim condensed consolidated financial statements and before the date on which they were authorized for publication, no other relevant events occurred that would require adjustments to the figures.