



# **Empresas Públicas de Medellín E.S.P. and Subsidiaries**

**Unaudited Condensed Consolidated Interim Financial Statements  
Under Accounting and Financial Reporting Standards  
accepted in Colombia  
September 30, 2021**

**EMPRESAS PÚBLICAS DE MEDELLÍN E.S.P. AND SUBSIDIARIES**  
**CONDENSED CONSOLIDATED STATEMENT OF FINANCIAL POSITION**

As of September 30, 2021 and December 31, 2020

In millions of Colombian pesos

	Notes	September 30, 2021	December 31, 2020
<b>Assets</b>			
<b>Non-Current Assets</b>			
Property, plant and equipment, net	7	39,952,798	37,651,696
Investment property		166,813	165,119
Goodwill		3,195,844	3,123,221
Other intangible assets		2,692,562	2,684,858
Right-of-use assets		650,376	571,222
Investments in associates	10	1,554,393	1,643,033
Investments in a joint ventures		27,345	32,467
Deferred tax assets		954,083	726,806
Trade and other receivables	11	1,536,271	1,276,757
Other financial assets	12	3,003,558	3,441,279
Other assets		207,582	93,104
Cash and cash equivalents (restricted)	13	62,928	110,920
<b>Total non-current assets</b>		<b>54,004,553</b>	<b>51,520,482</b>
<b>Current assets</b>			
Inventories		515,568	477,338
Trade and other receivables	11	5,188,190	4,179,728
Assets for current tax assets		441,028	416,267
Other financial assets	12	1,439,065	2,411,864
Other assets		1,138,188	785,297
Cash and cash equivalents	13	3,714,046	3,987,044
<b>Total current assets</b>		<b>12,436,085</b>	<b>12,257,538</b>
<b>Total assets</b>		<b>66,440,638</b>	<b>63,778,020</b>
<b>Debit balances of deferred regulatory accounts</b>		<b>94,898</b>	<b>767</b>
<b>Total assets and debit balances of deferred regulatory accounts</b>		<b>66,535,536</b>	<b>63,778,787</b>
<b>Equity</b>			
Issued capital		67	67
Treasury shares		(52)	(52)
Reserves		2,374,035	2,298,987
Accumulated other comprehensive income		3,594,848	4,079,876
Retained earnings		18,166,480	16,057,923
Net profit for the period		2,654,659	3,584,538
Other components of equity		71,517	71,537
<b>Equity attributable to Owners of the Company</b>		<b>26,861,554</b>	<b>26,092,876</b>
Non-controlling interests		1,221,109	1,034,317
<b>Total equity</b>		<b>28,082,663</b>	<b>27,127,193</b>

**EMPRESAS PÚBLICAS DE MEDELLÍN E.S.P. AND SUBSIDIARIES**  
**CONDENSED CONSOLIDATED STATEMENT OF FINANCIAL POSITION**

As of September 30, 2021 and December 31, 2020

In millions of Colombian pesos

	Notes	September 30, 2021	December 31, 2020
<b>Liabilities</b>			
<b>Non-current liabilities</b>			
Loans and borrowings	14	22,097,847	20,687,484
Creditors and others accounts payable		652,965	619,099
Other financial liabilities		1,123,840	1,320,326
Employee benefits		1,104,143	1,021,447
Income tax payable		33,701	33,701
Deferred tax liabilities		2,359,491	1,978,080
Provisions	15	1,175,318	592,862
Other liabilities		752,613	954,417
<b>Total non-current liabilities</b>		<b>29,299,918</b>	<b>27,207,416</b>
<b>Current liabilities</b>			
Loans and borrowings	14	3,481,417	3,900,318
Creditors and others account payable		3,395,619	3,086,015
Other financial liabilities		528,312	577,488
Employee benefits		326,433	284,489
Income tax payable		161,220	197,380
Taxes contributions and rates payable		287,361	376,960
Provisions	15	500,570	690,892
Other liabilities		443,554	330,406
<b>Total current liabilities</b>		<b>9,124,486</b>	<b>9,443,948</b>
<b>Total liabilities</b>		<b>38,424,404</b>	<b>36,651,364</b>
<b>Deferred tax liabilities related to balances of deferred regulatory accounts</b>		<b>28,469</b>	<b>230</b>
<b>Total liabilities and credit balances of deferred regulatory accounts</b>		<b>38,452,873</b>	<b>36,651,594</b>
<b>Total liabilities and equity</b>		<b>66,535,536</b>	<b>63,778,787</b>


The accompanying notes are an integral part of the Consolidated Interim Financial Statements



Jorge Andrés Carrillo Cardoso  
General Manager



Martha Lucía Durán Ortiz  
Executive Vice-President of Finance and  
Investments



John Jaime Rodríguez Sosa  
Director of Accounting and Costs  
Professional Card No. 144842-T

## EMPRESAS PÚBLICAS DE MEDELLÍN E.S.P. AND SUBSIDIARIES


## CONDENSED CONSOLIDATED STATEMENT OF PROFIT OR LOSS AND OCI

For the nine months ended September 30, 2021 and 2020


In millions of Colombian pesos

	Notes	September 30, 2021	September 30, 2020	For the three months ended September 30, 2021	For the three months ended September 30, 2020
<b>Continuing operations</b>					
Sale of goods	16	40,440	19,041	14,962	5,195
Rendering of services	16	17,908,320	13,700,899	6,403,265	4,594,220
Leases	16	78,525	69,612	26,391	22,171
<b>Total revenue</b>		<b>18,027,285</b>	<b>13,789,552</b>	<b>6,444,618</b>	<b>4,621,586</b>
Other income	17	209,462	272,757	76,908	109,571
Income from sale of assets	18	713	317	220	23
<b>Total income</b>		<b>18,237,460</b>	<b>14,062,626</b>	<b>6,521,746</b>	<b>4,731,180</b>
Costs of goods sold and services rendered	19	(12,037,060)	(9,352,064)	(4,307,571)	(3,045,391)
Administrative expenses	20	(1,328,703)	(1,307,525)	(428,929)	(523,503)
Impairment loss on accounts receivable	11	(366,339)	(157,625)	(139,118)	(91,872)
Other expenses	21	(60,794)	(41,281)	(14,550)	(16,697)
Financial income	22.1	119,217	152,491	36,949	26,393
Financial expenses	22.2	(1,045,570)	(911,029)	(358,480)	(348,606)
Net foreign exchange difference	23	(24,010)	(747,637)	78,697	(24,727)
Share of loss of equity accounted investees	10	(84,948)	(81,083)	(26,762)	4,231
Gain on equity investments		126,463	72,841	73	13
<b>Profit of the period before taxes from continuing activities</b>		<b>3,535,716</b>	<b>1,689,714</b>	<b>1,362,055</b>	<b>711,021</b>
Income tax expense	24	(778,826)	(438,687)	(442,464)	(184,443)
<b>Profit for the period after taxes of continuing operations</b>		<b>2,756,890</b>	<b>1,251,027</b>	<b>919,591</b>	<b>526,578</b>
Net movement in balances of net regulatory accounts related to the result of the period		90,457	12,456	31,375	23,953
Net movement in deferred tax related to deferred regulatory accounts related to the results of the period		(17,666)	(3,472)	189	(7,212)
<b>Profit for the period and net movement in deferred tax related to deferred regulatory accounts</b>		<b>2,829,681</b>	<b>1,260,011</b>	<b>951,155</b>	<b>543,319</b>
<b>Other comprehensive income (loss)</b>					
<b>Items that will not be reclassified to profit or loss:</b>					
Reclassification of properties, plant and equipment to investment properties		187	-	(54)	-
Remeasurement of defined benefit plans		(10,468)	4,423	(558)	5,081
Equity investments measured at fair value through equity		(293,182)	76,196	53,655	154,427
Income tax related to components that will not be reclassified		2,856	(99)	3,424	(224)
		<b>(300,607)</b>	<b>80,520</b>	<b>56,467</b>	<b>159,284</b>
<b>Items that may be reclassified subsequently to profit or loss:</b>					
<b>Cash flow hedges:</b>					
Reclassified to profit or loss for the period		(383,993)	307,499	(24,756)	304,275
Effective portion of changes in fair value		285,394	516,133	128,773	461,821
Exchange differences on translation of foreign operations		(669,387)	(208,634)	(153,529)	(157,546)
Equity accounted investees - share of OCI	10	220,686	514,328	(111,236)	172,379
Hedges of net investments in foreign operations		(7)	(14)	(2)	(2)
Hedges of net investments in foreign operations		(23,800)	-	(23,800)	-
Income tax related to the components that may be reclassified		(901)	960	(133)	(129)
		<b>(188,015)</b>	<b>822,773</b>	<b>(159,927)</b>	<b>476,523</b>
<b>Other comprehensive income, net of taxes</b>		<b>(488,622)</b>	<b>903,293</b>	<b>(103,460)</b>	<b>635,807</b>
<b>Total comprehensive income for the period</b>		<b>2,341,059</b>	<b>2,163,304</b>	<b>847,695</b>	<b>1,179,126</b>
<b>Profit for the period attributable to:</b>					
Owners of the company		2,654,659	1,121,562	894,189	500,853
Non-controlling interest		175,022	138,449	56,966	42,466
		<b>2,829,681</b>	<b>1,260,011</b>	<b>951,155</b>	<b>543,319</b>
<b>Total comprehensive income attributable to:</b>					
Owners of the company		2,169,637	2,024,974	790,304	1,138,899
Non-controlling interest		171,422	138,330	57,391	40,227
		<b>2,341,059</b>	<b>2,163,304</b>	<b>847,695</b>	<b>1,179,126</b>

The accompanying notes are an integral part of the Consolidated Interim Financial Statements

  
**Jorge Andrés Carrillo Cardoso**  
 General Manager

  
**Martha Lucía Durán Ortiz**  
 Executive Vice-President of Finance and  
 Investments

  
**John Jaime Rodríguez Sosa**  
 Director of Accounting and Costs  
 Professional Card No. 144842-T


EMPRESAS PÚBLICAS DE MEDELLÍN E.S.P. AND SUBSIDIARIES  
CONDENSED CONSOLIDATED STATEMENT OF CHANGES IN EQUITY

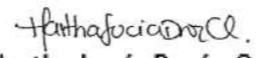
For the nine months ended September 30, 2021 and 2020  
In millions of Colombian pesos



	Other comprehensive income											Attributable to Owners of the Company	Non-controlling interests	Total	
	Issued capital	Treasury shares	Reserves	Retained earnings	Other components of equity	Equity investments	Defined benefit plans	Cash flow hedging	Hedges of net investments in foreign operations	Conversion differences	Reclassification of properties, plant and equipment to investment property				Result of the period in other comprehensive income of associates and joint ventures business
Balance at January 1, 2020	67	(41)	2,337,862	17,503,406	68,333	2,794,405	(77,145)	(21,584)	-	600,765	12,234	(3,914)	23,214,388	964,572	24,178,960
Profit for the period	-	-	-	1,121,562	-	-	-	-	-	-	-	-	1,121,562	138,449	1,260,011
Other comprehensive income of the period, net of income tax	-	-	-	-	-	76,199	4,187	308,459	-	514,581	-	(14)	903,412	(119)	903,293
<b>Comprehensive income for the period</b>	-	-	-	1,121,562	-	76,199	4,187	308,459	-	514,581	-	(14)	2,024,974	138,330	2,163,304
Reacquisition of shares	-	(11)	-	-	-	-	-	-	-	-	-	-	(11)	(10)	(21)
Surpluses or dividends decreed	-	-	-	(1,488,302)	-	-	-	-	-	-	-	-	(1,488,302)	(103,440)	(1,591,742)
Movement of reserves	-	-	(49,640)	49,640	-	-	-	-	-	-	-	-	-	-	-
Transfers to retained earnings	-	-	-	27	-	(19)	(8)	-	-	-	-	-	-	-	-
Income tax related to transactions with owners	-	-	-	(6,359)	-	-	-	-	-	-	-	-	(6,359)	(6,068)	(12,427)
Other movement of the period	-	-	-	4,187	-	(47)	-	-	-	7	-	-	4,147	112,076	116,223
<b>Balance at September 30, 2020</b>	<b>67</b>	<b>(52)</b>	<b>2,288,222</b>	<b>17,184,161</b>	<b>68,333</b>	<b>2,870,538</b>	<b>(72,966)</b>	<b>286,875</b>	<b>-</b>	<b>1,115,353</b>	<b>12,234</b>	<b>(3,928)</b>	<b>23,748,837</b>	<b>1,105,460</b>	<b>24,854,297</b>
Balance at January 1, 2021	67	(52)	2,298,987	19,642,461	71,537	3,388,605	(110,504)	(37,900)	-	831,287	12,255	(3,867)	26,092,876	1,034,317	27,127,193
Profit for the period	-	-	-	2,654,659	-	-	-	-	-	-	-	-	2,654,659	175,022	2,829,681
Other comprehensive income of the period, net of income tax	-	-	-	-	-	(293,191)	(6,558)	(384,895)	(23,800)	223,290	139	(7)	(485,022)	(3,600)	(488,622)
<b>Comprehensive income for the period</b>	-	-	-	2,654,659	-	(293,191)	(6,558)	(384,895)	(23,800)	223,290	139	(7)	2,169,637	171,422	2,341,059
Surpluses or dividends decreed	-	-	-	(1,396,953)	-	-	-	-	-	-	-	-	(1,396,953)	(68,234)	(1,465,187)
Movement of reserves	-	-	75,048	(75,048)	-	-	-	-	-	-	-	-	-	-	-
Purchases and sales to uncontrolled participations	-	-	-	(8)	-	-	-	-	-	-	-	-	(8)	8	-
Transfers to retained earnings	-	-	-	-	-	-	2	-	-	-	-	-	2	-	2
Income tax related to transactions with owners	-	-	-	(4,346)	-	-	-	-	-	-	-	-	(4,346)	(4,151)	(8,497)
Other movement of the period	-	-	-	374	(20)	(12)	4	-	-	-	-	-	346	87,747	88,093
<b>Balance at September 30, 2021</b>	<b>67</b>	<b>(52)</b>	<b>2,374,035</b>	<b>20,821,139</b>	<b>71,517</b>	<b>3,095,402</b>	<b>(117,056)</b>	<b>(422,795)</b>	<b>(23,800)</b>	<b>1,054,577</b>	<b>12,394</b>	<b>(3,874)</b>	<b>26,861,554</b>	<b>1,221,109</b>	<b>28,082,663</b>

The accompanying notes are an integral part of the Consolidated Interim Financial Statements

  
Jorge Andrés Carrillo Cardoso  
General Manager

  
Martha Lucía Durán Ortiz  
Executive Vice-President of Finance and Investments

  
John Jaime Rodríguez Sosa  
Director of Accounting and Costs  
Professional Card No. 144842-T

## EMPRESAS PÚBLICAS DE MEDELLÍN E.S.P. AND SUBSIDIARIES

## CONDENSED CONSOLIDATED STATEMENT OF CASH FLOWS

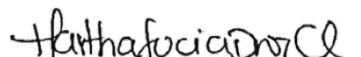
For the nine months ended September 30, 2021 and 2020


In millions of Colombian pesos

	Notes	September 30, 2021	September 30, 2020
<b>Cash flows from operating activities:</b>			
<b>Profit for the period</b>		<b>2,829,681</b>	<b>1,260,011</b>
<b>Adjustments for:</b>			
Depreciation and amortization of property, plant and equipment, right of use assets and intangible assets	19 and 20	995,495	937,069
Impairment loss on accounts receivable	11	366,339	157,625
Reversal loss of impairment of property, plant and equipment value, right-of-use assets and intangible assets	17	(66)	-
Write down inventories, net	19 and 21	1,103	154
Change in exchange difference	23	24,010	747,637
Result for valuation of investment properties		(80)	(1,114)
Change in valuation of financial instruments and hedge accounting	22.1 and 22.2	125,309	18,270
Result of compensation for activities associated with investment flows	17	(1)	(192)
Provisions, post-employment and long-term defined benefit plans	20	156,816	302,698
Provisions for tax, insurance and reinsurance obligations and financial updating	20 and 22.2	22,293	18,713
Government subsidies applied	17	(89,688)	(896)
Deferred income tax	24	157,575	(195,263)
Current income tax	24	621,251	633,950
Share of loss of equity accounted investees	10	84,948	81,083
Interest income and yields	22.1	(97,301)	(78,609)
Interest and commissions expenses	22.2	882,601	800,845
Gain due to disposal of property, plant and equipment, right of use assets, intangible assets and investments properties	18	(574)	86
Result from withdrawal of property, plant and equipment, right of use assets, intangible assets and investments properties	18 and 21	16,927	7,523
Non effective recoveries	17	(60,468)	(102,168)
Result of deferred regulatory accounts		(72,791)	(8,983)
Result for business combination	9	7,626	-
Dividends from investments	12.1	(134,089)	(72,840)
		<b>5,836,916</b>	<b>4,505,599</b>
<b>Change in:</b>			
Inventories		(8,429)	(97,011)
Trade and other receivables		(919,977)	(753,226)
Other assets		(493,920)	(115,744)
Creditors and other accounts payable		158,501	335,983
Employee benefits		73,928	65,909
Provisions		212,895	(44,930)
Other liabilities		(67,773)	61,149
<b>Cash generated from operating activities</b>		<b>4,792,141</b>	<b>3,957,729</b>
Interest paid		(959,358)	(777,608)
Income tax paid		(658,366)	(859,703)
Income tax refund		52,775	45,857
<b>Net cash from operating activities</b>		<b>3,227,192</b>	<b>2,366,275</b>
<b>Cash flows from investing activities:</b>			
Acquisition of subsidiaries or business, net of cash acquired		(7,626)	-
Purchase of property, plant and equipment	7	(2,677,364)	(1,852,802)
Proceeds from sale of property, plant and equipment	7	23,464	2,438
Purchase of intangible assets		(183,107)	(159,833)
Proceeds from sale of intangible assets		2,240	502
Acquisition of investment properties		(80)	-
Proceeds from investment properties		-	275
Acquisition of investments in financial instruments		(713,105)	(1,023,163)
Proceeds from sale of investments in financial instruments		2,049,944	197,669
Interest received		1,049	1,296
Dividends received from associates and joint business	10	19,073	16,786
Other dividends received	12	68,735	39,895
Compensation received		-	369,700
Other cash from investing activities		17,378	4,816
<b>Net cash used in investing activities</b>		<b>(1,399,399)</b>	<b>(2,402,421)</b>
<b>Cash flows from financing activities:</b>			
Acquisition of own shares		-	(21)
Obtaining of borrowings and loans	14	1,309,796	5,683,773
Payments of borrowings and loans	14	(1,920,945)	(1,442,501)
Transaction costs due to issuance of debt instruments	14	(14,825)	(21,492)
Payments of liabilities for financial leasing		(43,397)	(34,360)
Dividends or surpluses paid	6	(1,261,974)	(1,314,335)
Dividends or surplus paid to non-controlling interests	8	(52,623)	(104,137)
Subsidies of capital		45	152
Payments of capital of derivatives designated as cash flow hedges		23,015	19,586
Payment of pension bonds		(17,346)	(3,758)
Other cash from financing activities		(8,941)	104,093
<b>Net cash flows used in financing activities</b>		<b>(1,987,195)</b>	<b>2,887,000</b>
<b>Net increase (decrease) in cash and cash equivalents</b>		<b>(159,402)</b>	<b>2,850,854</b>
Effects of variations in exchange rates in the cash and cash equivalents		(161,588)	(436,733)
Cash and cash equivalents at the beginning of period	13	4,097,964	1,710,565
<b>Cash and cash equivalents at end of the period</b>	<b>13</b>	<b>3,776,974</b>	<b>4,124,686</b>
Restricted resources	13	<b>554,527</b>	<b>193,289</b>

The accompanying notes are an integral part of the Consolidated Interim Financial Statements

  
**Jorge Andrés Carrillo Cardoso**  
 General Manager

  
**Martha Lucía Durán Ortiz**  
 Executive Vice-President of Finance and  
 Investments

  
**John Jaime Rodríguez Sosa**  
 Director of Accounting and Costs  
 Professional Card No. 144842-T

## Table of contents of notes to consolidated financial statements

Note 1.	Reporting Entity .....	3
Note 2.	Significant accounting policies .....	3
Note 3.	Seasonality .....	8
Note 4.	Significant accounting judgments, estimates, and causes of uncertainty in the preparation of financial statements .....	8
Note 5.	Significant transactions and other relevant aspects during the period.....	9
Nota 6.	Surpluses.....	10
Note 7.	Property, plant and equipment, net.....	11
Note 8.	Investment in subsidiaries .....	16
Note 9.	Business Combinations .....	28
Note 10.	Investments in associates .....	30
Note 11.	Trade and other receivables .....	32
Note 12.	Other financial assets.....	36
Note 13.	Cash and cash equivalents.....	38
Note 14.	Loans and borrowings .....	43
Note 15.	Provisions, Contingent Liabilities and Contingent Assets.....	52
Note 16.	Revenue .....	103
Note 17.	Other income .....	107
Note 18.	Income for sale of assets.....	108
Note 19.	Costs of goods sold and services rendered .....	109
Note 20.	Administrative expenses .....	111
Note 21.	Other expenses.....	113
Note 22.	Financial Income and Expenses .....	113
Note 23.	Net foreign exchange difference.....	116
Note 24.	Income tax.....	117
Note 25.	Information to be disclosed on related parties .....	117
Note 26.	Capital management.....	120
Note 27.	Measurement of fair value on a recurring and non-recurring basis .....	121
Note 28.	Operating segments .....	127
Note 29.	Events after the reporting period .....	131

# Empresas Públicas de Medellín E.S.P. and Subsidiaries

## Notes to the unaudited condensed consolidated interim financial statements.

(In millions of Colombian pesos, except when indicated otherwise)

### Note 1. Reporting Entity

Empresas Públicas de Medellín E.S.P. and subsidiaries (hereinafter, "EPM Group") is the holding company of a multi-latin Enterprise group made up of 44 companies and four structured entities<sup>1</sup>, that have presence in the provision of public utilities in Colombia, Chile, El Salvador, Guatemala, Mexico and Panama.

Empresas Públicas de Medellín E.S.P. (hereinafter EPM), holding of the EPM Group, is a municipal decentralized entity, created in Colombia through Decision 58 dated August 6, 1955 issued by the Administrative Council of Medellín, as an autonomous public institution. It was transformed into an industrial and commercial government company of municipal order through Decision 069 of December 10, 1997 of the Medellín Council. Due to its legal status, EPM is endowed with administrative and financial autonomy, and its own equity according to Article 85 of Law 489 of 1998. The share capital with which the company was constituted and currently operates, as well as its equity, is of public nature, being its only owner is the Municipality of Medellín. Its main corporate domicile is located at Carrera 58 No. 42-125 in Medellín, Colombia. It has not established a term of duration.

EPM provides domiciliary public utilities of water, sewage, electricity and natural gas distribution. It can also provide the domiciliary public utility of waste management, treatment and disposal of solid waste, as well as the supplementary activities related to each and every one of the mentioned public utility services.

The Group offers its services through the following segments, the activities of which are described in Note 28 Operating Segments: Generation, Distribution and Transmission of Electricity; Natural Gas Distribution and Commercialization; Water; Sewage; Waste Management. Additionally, the Others segment includes participation in the telecommunications business, through associate UNE EPM Telecomunicaciones S.A. and its subsidiaries: Edatel S.A. E.S.P, Orbitel Servicios Internacionales S.A. (OSI), Cinco Telecom Corporation (CTC) and Colombia Móvil S.A.; and associate Inversiones Telco S.A.S. and its affiliate Emtelco S.A.; providing voice, data and Internet utilities, professional services, and data center, among others.

### Note 2. Significant accounting policies

#### 2.1 Basis for preparation of financial statements

The condensed consolidated interim financial statements were prepared in accordance with the Accounting and Financial Reporting Standards accepted in Colombia (NCIF, for its Spanish initials) and adopted by the Nation's General Accounting Office through Resolution 037 of 2017, Resolution 056 of 2020 and Resolution 035 of 2021 (hereinafter "IFRS adopted in Colombia"). These accounting and financial reporting standards are based on the International Financial Reporting Standards (hereinafter "IFRS") issued by the International Accounting Standards Board (hereinafter, IASB), as well as the interpretations

<sup>1</sup> Autonomous Equity Financiación Social of EPM, CHEC, EDEQ and ESSA. Under International Financial Reporting Standards -IFRS adopted in Colombia, they are considered structured entities that are part of the consolidation perimeter of the EPM Group's financial statements.



issued by the International Financial Reporting Standards Committee (hereinafter, IFRIC). These financial statements are harmonized with the generally accepted accounting principles in Colombia as set forth in the Annex to Decree 2420 of 2015 and its subsequent amendments.

The condensed consolidated interim financial statements have been prepared in accordance with the International Accounting Standard (IAS) 34: Interim Financial Reporting, as adopted in Colombia, following the same accounting policies used in the preparation of the most recent annual Financial Statements of the Group.

These condensed intermediate consolidated financial statements do not include all the information and disclosures that are normally required for the complete annual financial statements, and must be read together with the Group's consolidated financial statements for the year ended on December 31, 2020.

The presentation of condensed consolidated interim financial statements in conformity with IFRS adopted in Colombia requires making estimates and assumptions that affect the amounts reported and disclosed in the financial statements, without undermining the reliability of the financial information. Actual results may differ from said estimates. Estimates and assumptions are constantly revised. Revision of accounting estimates is recognized for the period in which the estimates are revised if the revision affects such period or in the revision period and future periods. The estimates made by the Management when applying the IFRS adopted in Colombia, that have a material effect on the financial statements, and those that imply significant judgments for the annual financial statements, are described in greater detail on Note 4. Significant accounting judgments, estimates, and causes of uncertainty in the preparation of financial statements.

EPM and each of its subsidiaries present separate or individual financial statements, as applicable, for compliance before the controlling entities and for internal administrative follow-up purposes and provide information to the investors.

Assets and liabilities are measured at amortized cost, except for certain financial assets and liabilities and the investment properties that are measured at fair value. Financial assets and liabilities measured at fair value correspond to those that: are classified in the category of fair value assets and liabilities through profit, some equity investments at fair value through equity, as well as all finance derivatives, assets and liabilities recognized that are designated as hedged items in a fair value hedging, which recorded value is adjusted with the changes in fair value attributed to the risks object of the hedging.

These unaudited condensed consolidated interim financial statements as at and for the nine months ended September 30, 2021 of the Group, were authorized by the Board of Directors on November 2, 2021.

## 2.2 Presentation currency

Condensed consolidated interim financial statements are presented in Colombian pesos and their figures are stated in millions of Colombian pesos (COP).

## 2.3 Application of new and revised standards

The changes to the IFRS (new standards, modifications, and interpretations), that have been published in the period, but have not yet been implemented by the group, are detailed below:

Standards	Mandatory application date	Type
IFRS 17 Insurance Contract	January 1, 2023	New

Standards	Mandatory application date	Type
IAS 1 - Presentation of financial statements and Modification, classification of liabilities as current or non-current	January 1, 2023	Modification
IFRS 3 - Reference to Conceptual Framework	January 1, 2022	Modification
IAS 37 - Onerous contract - Contract compliance costs	January 1, 2022	Modification
IAS 16 Property, plant and equipment - Product before intended use	January 1, 2022	Modification
IFRS 1 - Annual circular letter 2018-2020 - Initial adoption.	January 1, 2022	Modification
IFRS 9 - Annual circular letter 2018-2020 - Financial instruments rates in the “10 percent” test for canceling financial liabilities accounts.	January 1, 2022	Modification
IAS 1 - Disclosure of accounting policies and Declaration of practice 2 of the IFRS	January 1, 2023	Modification
IAS 8 - Definition of accounting estimates	January 1, 2023	Modification
IAS 12 - Deferred tax related to assets and liabilities that arise in a single transaction.	January 1, 2023	Modification

**IFRS 17 Insurance Contract.** Issued on May, 2017, replacing IFRS 4 which was addressed as a provisional standard, that was developed in phases.

IFRS 17 resolves the comparison inconveniences generated by the application of IFRS 4, as it allowed for the application of local standards and historical values in insurance contracts. Now, with these new standards, all insurance contracts shall be registered in a consistent way and with current values, generating more useful information for stakeholders, which shall allow for a better understanding of the financial position and the profitability of insurance companies, awarding a more uniform focus for presentation and measurement for all insurance contracts.

The Group is assessing the impacts that may be caused by the application of this new standard.

The modifications will be obligatory for the annual periods that start from January 1, 2021, but at the request of international insurers, the IFRS extended its application for two additional years, to be obligatory in 2023. Its early application is permitted if IFRS 9 and IFRS 15 are applied.

**IAS 1 - Presentation of financial statements, classification of liabilities as current or non-current.** This amendment, issued on January 2020, clarifies that the classification of liabilities as current or non-current is based on the obligations at the end of the reporting period. It clarifies that the classification of a liability as current or non-current is not affected by the expectations as to whether an entity shall exercise or not their right to postpone the liquidation of the asset. It specifies that the obligations exist if at the end of the reporting period the payment agreements have been met. In addition, the amendment clarifies that the liquidation of a liability refers to the transfer to another party of cash, property instruments or other economic resources.

The group is assessing the effects that the application of this amendment may cause in the presentation of the liabilities in the statement of financial position.

The modification to IAS 1 must be applied retroactively in the annual periods that start from January 1, 2023. Early application is permitted.

**IFRS 3 - Reference to Conceptual Framework.** This amendment, issued on May 2020, updates the referencing to the Conceptual Framework for Financial Reporting, as IFRS 3 makes reference to a previous version of the Conceptual Framework. It also adds another exception to the principals for the recognition of liabilities and contingent liabilities that require the application of the criteria of IFRIC 21 or IAS 37 respectively, to determine whether there is an obligation as of the date of acquisition. In addition, it prohibits the recognition of contingent assets acquired in a combination businesses.

The group is assessing the impacts that the application of this new standard may incur. It is estimated that its future adoption will not have a significant impact on the financial statements.

The amendment must be applied prospectively for the annual periods that start from January 1, 2022. Early application is permitted.

**IAS 37 - Onerous contract - Contract compliance costs.** This amendment, issued on May 2020, included in the measurement and recognition rules the way to measure an onerous contract in a more reliable way via a directly related cost focus, which includes all the costs that an entity cannot avoid for the fulfillment of a contract. These direct costs also include the incremental costs of a contract and the assignment of other costs incurred in the activities required to fulfill it. The focus on incremental costs - included in IAS 37 before this amendment - only included the costs that an entity would avoid if it did not have the contract.

To date, the group does not have any contracts classified as onerous. Therefore, it is not possible to measure the impact of the affects that the application of this amendment may cause on the presentation of liabilities in the statement of financial position. If a contract of this type occurs, it shall be analyzed regarding the amendment.

The modification to IAS 37 must be applied retroactively in the annual periods that start from January 1, 2022. Early application is permitted.

**IAS 16 Property, plant and equipment - Product before intended use.** This amendment, issued on May 2020, modifies the elements of analysis for the determination of the components of the cost of properties, plant, and equipment deleting paragraph 17 (e) the possibility to “deduct the net values of the sale of any elements produced during the installation and commissioning process of the asset (such as samples produced while the equipment is tested)” and including that the income and costs related to that produced during this installation and commissioning process be directly recognized in the period results according to the applicable standards.

The amendment seeks, simply and efficiently, to remove the diversity that may occur in the practice adopted by companies when deciding whether or not to deduct the value of that produced during the installation and commissioning process and in this way improve the consistency of the financial reporting.

The group is assessing the effects that the application of this amendment may cause in the presentation of the asset in the statement of financial position.

The modification to IAS 16 must be applied retroactively in the annual periods that start from January 1, 2022. Early application is permitted.

**IFRS 1 - Annual circular letter 2018-2020 - Initial adoption.** This amendment, issued on May 2020, establishes how assets, liabilities, and accumulated conversion differences should be measured for a branch that goes from being an entity that adopts the IFRS for the first time, to a controlling entity.

The group is assessing the impacts that the application of this new standard may incur. It is estimated that its future adoption will not have a significant impact on the financial statements.

The modification to IFRS 1 must be applied retroactively in the annual periods that start from January 1, 2022. Early application is permitted.

**IFRS 9 - Circular Letter 2018-2020 - Financial instruments rates in the “10 percent” test for canceling financial liabilities accounts.** This amendment, issued on May 2020, clarifies the commissions that an entity includes when assessing whether the terms of a new or modified financial liability are substantially different from those of the original financial liability and thus defines that a lender includes only the commissions that are paid or received between the lender and the borrower, including those paid or received by one or the other on behalf of the other.

The group is assessing the effects that the application of this amendment may cause in the presentation of the liabilities in the statement of financial position.

The modification to IFRS 9 must be applied retroactively in the annual periods that start from January 1, 2022. Early application is permitted. If an entity applies the modification for an earlier period, they will disclose this.

**IAS 1 - Disclosure of accounting policies and Declaration of practice 2 of the IFRS.** This amendment, issued on February 2021, requires companies to disclose significant information on the accounting policy instead of the description of their accounting policies. This amendment also adjusts the Declaration of practice 2 Issue judgments regarding how to apply the concept of relative importance to the disclosures of accounting policies and adjusts paragraph 21 of IFRS 7 disclosure of financial instruments, clarifying the disclosure of significant accounting policies.

The group is assessing the impacts that the application of this new standard may incur. It is estimated that its future adoption will not have a significant impact on the financial statements.

The amendment must be applied prospectively for the annual periods that start from January 1, 2023. Early application is permitted.

**IAS 8 - Definition of accounting estimates.** This amendment, issued on February 2021, updates the definition of accounting estimates in order to differentiate the changes in estimates to the changes in accounting policies, due to their prospective or retroactive effect, respectively. For this, it indicates that the accounting estimates are monetary values in the financial statements that are subject to uncertainty in their measurement. On occasions, the application of accounting policy requires the application of estimates.

The group is assessing the impacts that the application of this new standard may incur. It is estimated that its future adoption will not have a significant impact on the financial statements.

The amendment must be applied prospectively for the annual periods that start from January 1, 2023. Early application is permitted.

**IAS 12 - Deferred tax related to assets and liabilities that arise in a single transaction.** This amendment, issued on April 2021, clarifies that the exception in IAS 12 for not applying deferred tax when an asset or liability that generates equal temporary differences is initially and simultaneously known would not apply in the case of leasing (IFRS 16) and in dismantling (IAS 37 and IAS 16), cases in which IAS 12 must be implied for deferred tax. The added paragraph 22A establishes that, depending on the

applicable tax legislation, temporary taxable and deductible differences may occur equal to the initial recognition of the asset and liability in this transaction. The extension provided for in paragraphs 15 and 24 does not apply to such temporary differences and an entity recognizes any asset or liability for resulting deferred taxes.

The group has not been impacted by this modification as it has been applying this interpretation or has been applying the deferred tax in this way in said transactions / or the implementation is undergoing analysis.

This amendment will be obligatory for the annual report presentation periods that start from January 1, 2023. Early application is permitted.

#### 2.4 Presentation changes

At the end of the 2020 period, changes were made in the presentation of some items in the statement of comprehensive income and the statement of cash flows, for comparative purposes six months ended as of September 30, 2020 is also adjusted, these changes do not affect decision-making, since they basically consist of in reclassifications between items of the same financial statement and that are intended to facilitate their reading by users, the reclassified items were the following:

Concept	Previous presentation	Current presentation	2021	2020
<b>Statement of Comprehensive Income</b>				
Commissions	Other income	Rendering of services	15,170	25,300
Income for financing component	Other income	Rendering of services	104,586	21,942
Fees	Other income	Rendering of services	3,903	828
Investment property leases	Other income	Leasing	15	17
Gain on derecognition of rights of use	Other income	Gain on sale of assets	84	75

*Amounts stated in millions of Colombian pesos*

### Note 3. Seasonality

The operations of EPM Group are not subject to significant seasonal variances.

### Note 4. Significant accounting judgments, estimates, and causes of uncertainty in the preparation of financial statements

The significant judgments and assumptions applied in these condensed consolidated interim financial statements are the same as those applied in the Group's consolidated financial statements as at and for the year ended December 31, 2020.

## Note 5. Significant transactions and other relevant aspects during the period

As of September 30, 2021, significant transactions and other relevant aspects that occurred during the period, different from those of the normal business of the Group, are related to:

### 5.1 Expenses and other related to the contingency of the Ituango Hydroelectric Project (proyecto Hidroeléctrico Ituango):

- Works remain on track to start up the project as scheduled.
- The Project presented a physical progress of 85,3% (31 December 2020: 80,62%)
- The Protocol for Addressing Events and Crises (PADEC, for the Spanish original) to prevent the spread of the coronavirus (COVID-19) remains in place.
- On March 11, 2021, the Antioquia Administrative Court dismissed a lawsuit submitted by EPM against the Consortia in charge of Construction, Contract Supervision and Design and Advisory of the Ituango Hydroelectric Project, as well as the insurance companies Suramericana de Seguros and CHUBB. EPM filed a motion for reconsideration against this decision on March 17, on which to date no decision has been issued by the court. As of the date of the reporting period for the consolidated financial statements, the resolution of the appeal is pending.
- Regarding the arbitration claim, placed against Mapfre Seguros Generales for COP \$5.5 billion pesos - all risk construction policy. The parties request by mutual agreement that the meeting be postponed until February 18, 2022, for the designation of arbitrators before the Arbitration Court of the Center of Conciliation, Arbitration, and Amiable Composition of the Chamber of Commerce of Medellín.
- On August 2021, a third compensation payment was received from the insurer MAPFRE for COP \$383,171 (100 million USD).

Regarding to the contingency, the EPM Group has recognized the next items in its consolidated interim financial statements as of September 30, 2021:

- Cost and progress of construction of the Ituango hydroelectric project for \$12,219,571 (see note 7).
- Receivables from the insurance company Mapfre for \$407,544 for impairment of civil works and total loss of machinery and equipment covered by the all-risk and construction Of which COP \$264,406 are for equipment, COP \$137,185 correspond to their amortized cost, and COP \$5,953 for extra-contractual civil liability.
- Provision of \$43,075 for the attention of those affected in Puerto Valdivia, for compensation of emergent damage, lost profits and moral damage, due to the flooding waters of the Cauca River as a result of the blockage of the project site on April 28, 2018. During 2021 the provision is adjusted for \$-1,126 as recovery income and \$749 as financial expense and payments have been made for \$2,533 (see note 15.1.5).
- Provision of \$1,689 for the attention of persons who had to be evacuated as a result of the event. During 2021, \$-2,376 has been recognized as provision as recovery income and financial expenses as 103 and payments for \$1,655 were made (see note 15.1.5).
- Provision of \$97,738 for environmental and social contingencies, established by the specific action plan for the recovery of the parties affected by the events of the occluding of the Cauca River diversion tunnel that the project had on April 28, 2018 and by the closure of floodgates that reduced the flow of the river downstream of the project. During 2021, \$26,621 has been

recognized as provision and financial expenses and payments of \$17,431 were made (see note 15.1.1).

- Provision of \$216,302 for the default, from November 2021 to September 2023, to the Intercolombia transporter for the months subsequent to the entry into operation of the connection infrastructure of the Ituango project. During 2021, \$41,984 has been recognized as provision and financial expenses and no payments have been made for this concept (see note 15.1.4).
- Provision of \$86 for environmental sanctions filed by the National Environmental Licensing Authority (ANLA). During 2021, the provision was updated for \$86 and payments of \$5,595 were made (see note 15.1.5).
- Additionally, during 2021 other expenses of \$2,538 (Includes recovery for \$ -629) were recognized in the Statement of Comprehensive Income for the attention of the community affected by the contingency (see note 21).

## 5.2 COVID-19:

As of 30 September, the financial impacts of the pandemic on the Group's interim consolidated financial statements have been reflected mainly in lower revenues and costs in service provision and higher operating expenses related to addressing COVID-19, the most significant of which are lower consumption or demand for public services and higher costs related to the implementation of the established biosafety protocols, as indicated below:

- Decrease in revenues from ordinary activities of \$16,045 due to a reduction in other services provided (see note 16).
- Increase in the net cost of providing the services of \$3,619, associated with lower demand or consumption of public utility services, overhead, professional services and orders and contracts (see note 19).
- Increase in administrative expenses for \$4,293 related to overhead, personal services, social measures such as contributions and donations (see Note 20).
- Increase in financial revenues for \$4,428 related to refinancing of accounts receivable and other. (see Note 22).
- Increase in financial expenses in the amount of \$5,097 arising from refinancing of credits, loans and other. (see Note 22).

## Nota 6. Surpluses

The Group transfers on a scheduled basis amounts corresponding to retained earnings ("Surpluses") to the municipality of Medellin, which is the sole owner of the equity of the Group, the amounts paid during the nine months ended September 30, 2021 by EPM are \$1,261,974: \$761,974 ordinary and \$500,000 extraordinary (September 30, 2020 \$1,314,335: \$811,810 ordinary and \$502,525 extraordinary).

## Note 7. Property, plant and equipment, net

The breakdown of the recorded value for property, plant and equipment is as follows:

Property, plant and equipment	September 30, 2021	December 31, 2020
Cost	52,595,352	49,281,352
Accrued depreciation and impairment	(12,642,554)	(11,629,656)
<b>Total</b>	<b>39,952,798</b>	<b>37,651,696</b>

*Amounts stated in millions of Colombian pesos*

Property, plant and equipment of the EPM Group shows a \$2,301,102 increase compared to 2020, mainly represented by the movement of constructions in progress in the amount of \$1,538,761. The most representative are the Ituango Project for \$1,079,264.

The following is the movement of cost, depreciation and impairment of property, plant and equipment:



September 30, 2021	Networks, lines and cables	Plants, pipelines and tunnels	Construction in progress <sup>(1)</sup>	Land and buildings	Machinery and equipment	Communicatio n and computer equipment	Furniture and fixtures and office equipment	Other property, plant and equipment <sup>(2)</sup>	Total
Initial balance of cost	14,186,726	12,975,505	13,736,082	6,249,915	1,102,066	489,287	152,934	388,836	49,281,351
Additions <sup>(4)</sup>	129,988	122,413	2,784,539	10,320	39,223	12,314	707	46,233	3,145,737
Advances made to third parties (amortized)	1,976	-	(5,279)	-	-	-	-	-	(3,303)
Transfers (-/+)	597,863	200,621	(955,354)	49,919	48,189	14,317	532	(633)	(44,546)
Disposals (-)	(28,846)	(5,102)	-	(2,071)	(1,179)	(1,115)	(14)	(566)	(38,893)
Withdrawals (-)	(25,523)	(23,277)	(269,586)	(1,108)	(3,437)	(12,380)	(833)	(1,574)	(337,718)
Effect of foreign currency translation	479,365	165,278	89,104	50,878	61,007	14,811	3,790	7,449	871,682
Other changes	(14,449)	(1,467)	(104,666)	(101,275)	(29,437)	(21,436)	710	(6,938)	(278,958)
<b>Cost final balance</b>	<b>15,327,100</b>	<b>13,433,971</b>	<b>15,274,840</b>	<b>6,256,578</b>	<b>1,216,432</b>	<b>495,798</b>	<b>157,826</b>	<b>432,807</b>	<b>52,595,352</b>
<b>Accrued depreciation and impairment</b>									
Initial balance of accumulated depreciation and impairment losses	(5,289,677)	(4,202,341)	(4,685)	(979,172)	(603,184)	(307,069)	(85,280)	(158,247)	(11,629,655)
Depreciation for the period	(357,736)	(240,604)	-	(61,560)	(43,533)	(41,738)	(11,722)	(11,619)	(768,512)
Impairment reversals (-)	-	-	-	66	-	-	-	-	66
Dispositions (-)	4,002	3,071	-	4	1,119	956	14	521	9,687
Withdrawals (-)	16,834	14,833	-	450	2,622	12,059	765	1,218	48,781
Effect of foreign currency translation	(202,778)	(95,189)	-	(9,579)	(26,546)	(11,363)	(2,159)	(5,110)	(352,724)
Other changes	(429)	(451)	-	26,004	4,215	19,866	(277)	875	49,803
<b>Final balance of accumulated depreciation and impairment losses</b>	<b>(5,829,784)</b>	<b>(4,520,686)</b>	<b>(4,685)</b>	<b>(1,023,787)</b>	<b>(665,307)</b>	<b>(327,284)</b>	<b>(98,659)</b>	<b>(172,362)</b>	<b>(12,642,554)</b>
<b>Total net ending balance property, plant and equipment</b>	<b>9,497,316</b>	<b>8,913,285</b>	<b>15,270,155</b>	<b>5,232,791</b>	<b>551,125</b>	<b>168,514</b>	<b>59,167</b>	<b>260,445</b>	<b>39,952,798</b>
<b>Advances to third parties</b>									
Initial balance	3,386	-	47,809	-	-	-	-	498	51,693
Movement (+)	-	-	(28,951)	-	-	-	-	-	(28,951)
Movement (-)	1,976	-	23,673	-	-	-	-	-	25,649
Difference in Foreign exchange translation adjustment	552	-	-	-	-	-	-	-	552
<b>Final balance</b>	<b>5,914</b>	<b>-</b>	<b>42,531</b>	<b>-</b>	<b>-</b>	<b>-</b>	<b>-</b>	<b>498</b>	<b>48,943</b>

Amounts stated in millions of Colombian pesos

December 31, 2020	Networks, lines and cables	Plants, pipelines and tunnels	Construction in progress <sup>(1)</sup>	Land and buildings	Machinery and equipment	Communication and computer equipment	Furniture and fixtures and office equipment	Other property, plant and equipment <sup>(2)</sup>	Total
Initial balance of cost	11,944,051	11,548,606	12,177,233	6,151,651	785,430	457,299	138,155	401,345	43,603,770
Business combination <sup>(3)</sup>	1,157,877	938,774	3,010	79,000	207,676	-	3,925	569	2,390,830
Additions <sup>(4)</sup>	48,910	87,921	3,283,330	12,330	19,873	31,740	2,010	62,732	3,548,846
Advances made to third parties (amortized)	2,063	-	11,887	-	-	-	-	-	13,951
Transfers (-/+)	939,139	362,780	(1,485,105)	31,226	70,512	13,390	8,301	(10,215)	(69,972)
Disposals (-)	(631)	(3,171)	(1)	(227)	(2,780)	(4,630)	(521)	(1,125)	(13,085)
Withdrawals (-)	(24,608)	(115,806)	(291,568)	(2,956)	(3,729)	(14,009)	(704)	(827)	(454,207)
Effect of foreign currency translation	127,005	58,079	31,145	16,559	23,073	5,593	1,763	3,865	267,082
Other changes	(7,080)	98,325	6,148	(37,668)	2,012	(97)	5	(67,508)	(5,863)
<b>Cost final balance</b>	<b>14,186,726</b>	<b>12,975,508</b>	<b>13,736,079</b>	<b>6,249,915</b>	<b>1,102,066</b>	<b>489,287</b>	<b>152,934</b>	<b>388,836</b>	<b>49,281,352</b>
<b>Accrued depreciation and impairment</b>									
Initial balance of accumulated depreciation and impairment losses	(3,632,741)	(2,773,850)	-	(797,216)	(315,173)	(270,668)	(67,215)	(141,253)	(7,998,115)
Depreciation for the period	(448,594)	(316,293)	-	(80,070)	(54,753)	(49,916)	(14,314)	(14,887)	(978,827)
Impairment for the period -See note 8	(20,947)	(117,235)	(1,676)	(25,615)	(21,227)	(175)	(58)	(181)	(187,114)
Business combination <sup>(3)</sup>	(1,157,966)	(938,774)	(3,010)	(79,000)	(207,676)	-	(3,925)	(569)	(2,390,920)
Dispositions (-)	227	1,193	-	9	2,686	4,348	506	1,013	9,982
Withdrawals (-)	16,925	11,050	-	207	2,460	13,614	680	528	45,466
Transfers (-/+)	(3)	4	-	173	(88)	(5)	-	88	168
Effect of foreign currency translation	(46,615)	(28,909)	-	(996)	(5,792)	(4,021)	(841)	(2,376)	(89,551)
Other changes	37	(39,527)	-	3,336	(3,621)	(246)	(113)	(610)	(40,745)
<b>Final balance of accumulated depreciation and impairment losses</b>	<b>(5,289,677)</b>	<b>(4,202,341)</b>	<b>(4,685)</b>	<b>(979,172)</b>	<b>(603,184)</b>	<b>(307,069)</b>	<b>(85,280)</b>	<b>(158,247)</b>	<b>(11,629,656)</b>
<b>Total net ending balance property, plant and equipment</b>	<b>8,897,048</b>	<b>8,773,167</b>	<b>13,731,394</b>	<b>5,270,743</b>	<b>498,883</b>	<b>182,217</b>	<b>67,655</b>	<b>230,589</b>	<b>37,651,696</b>
<b>Advances to third parties</b>									
Initial balance	1,437	-	34,922	-	-	-	-	498	36,857
Movement (+)	(28)	-	(32,528)	-	-	-	-	-	(32,556)
Movement (-)	2,091	-	44,416	-	-	-	-	-	46,507
Difference in Foreign exchange translation adjustment	(114)	-	999	-	-	-	-	-	885
<b>Final balance</b>	<b>3,386</b>	<b>-</b>	<b>47,809</b>	<b>-</b>	<b>-</b>	<b>-</b>	<b>-</b>	<b>498</b>	<b>51,692</b>

Amounts stated in millions of Colombian pesos

- (1) Includes capitalization of borrowing costs for \$462,383 (2020: \$380,316), the weighted average effective rate used to determine the amount of borrowing costs was 8.29% (2020 7.62%) and 4.194% in USA dollars (2020: 4.195%).

The following are the main projects under construction:

Project	September 30, 2021	December 31, 2020
Ituango Hydroelectric Central <sup>(1)</sup>	12,219,571	11,140,307
Other projects EPM	941,488	758,306
Construction, expansion and maintenance of substations, networks, lines and cables DECA and subsidiaries	567,575	564,723
Replacement and Expansion of substations, networks, lines and loss control ESSA	342,357	349,313
Substations, lines, network growth and replacement of ENSA technology	202,739	179,481
Interconexión caldas la Estrella - EPM	184,020	145,294
Expansion of the STN, STR, networks, lines and CENS loss control	84,426	90,261
Recovery project Playas - EPM	82,772	72,596
Valle San Nicolas - EPM	81,534	60,995
Replacement SDL - EPM	74,753	4,913
Cadena de Occidente - EPM	69,328	64,552
Circuit Expansion Yulimar Manantiales - EPM	61,679	38,750
Plant modernization Ayurá - EPM	61,087	46,067
Replacement of Poles and Trafos - EPM	54,888	23,057
Expansion Envigado Sector Capiro - EPM	51,953	32,073
Potable Water Plant Adaptation - EPM	46,206	42,202
Substations, networks, lines and loss control CHEC	43,354	34,707
Distribution networks, quality compensation FISDL-SIGET and others Delsur	31,659	20,469
Construction of water treatment plants and WWTP, water supply and sewerage networks Aguas Regionales	25,408	29,689
Other Group subsidiary projects	15,724	5,829
EMVARIAS Projects -Vaso Altair (phase 3), leachate treatment plant and others	14,260	19,448
Expansion and replacement of EDEQ substations, networks, lines and cables	13,374	8,363
<b>Total</b>	<b>15,270,155</b>	<b>13,731,394</b>

*Amounts stated in millions of Colombian pesos*

- (1) As of September 30, 2021, the Ituango hydroelectric project presented a physical progress of 85,3% (December 31, 2020: 80.62%), the physical progress presented as of the date of the period on which the consolidated financial statements are reported, corresponds to the new version of the project contingency, stabilization and commissioning program approved in January 2021.

It is estimated that the first two power generation units will begin to operate in 2022. However, the start-up date is subject to changes due to the dynamic nature of technical variables, the evolution and efficiency of the measures implemented to address the contingency, and the effects the COVID-19 pandemic may have on the project.

On July 2021 the pouring of concrete for plug 12 of the intermediate unload was completed, the drilling of holes for slurries of pre-plug 2 was completed, the entry of components and parts for the second 300 ton bridge crane in the powerhouse was started, two transformers of unit 4, located in cells 9 and 10, respectively, were placed in the cavern, the pouring of the support slab and pedestals for the support of the spiral chamber of unit 2 was completed. The straight section, spiral chamber and stationary ring of unit 1 were hoisted and lowered from the assembly room to the final assembly site on elevation 204.10, the activities for the assembly of the armored extension in intake tunnel # 1 were begun, the entry and unloading of ferrules in the machinery house for the assembly of the suction pipe of unit 3 was started.

On August 2021, the spiral chamber and stationary ring of unit 2 were moved and lowered from the assembly room to level 204.1, the assembly of the 300 ton overhead crane #2 began on the rail beams

of the machinery house. In the pressure wells, the activities for the assembly of the hoisting equipment were started by ATB. In the pipelines, the demolition of the upper pipe elbow 1 was completed, the removal of sediments from the upper conduction cubit 3 was started, and the demolition of the lower conduction cubit 4 was started, the removal of sediments from pressure cubit 3. In addition, the demolition of the lower pipe cubit 4 was started, the drainage of the first type 2 confining wall was completed and the pouring of the second type 2 confining wall in unit 4 of the machinery house was started; the drainage of type 1 pedestals to support the suction pipe in unit 4 of the machinery house was completed, the arrival and unloading of power cables from the transformers in the 500 kV substation was started.

In addition, on August 2021, a third payment was received from the insurer MAPFRE for COP \$383,171 (100 million USD), which is registered in the financial statements as follows: COP \$268,965 in the property, plant and equipment item as a lower value of the civil works and COP \$114,206 was recognized as a lower value of the account receivable to the insurer for the removal of equipment recognized in previous years.

On September 2021, the spiral chamber and stationary ring of unit 2 were moved and lowered from the assembly room to level 204.1; the massive concrete pouring was completed in unit 1 was completed; between elevation 204.1 and 205.5, the construction of the CR2 channel was completed in the downstream wall of the dam, the free flow channel wall was completed in the intermediate unloading; the depressurization of the left detour tunnel - TDI was completed; water drainage is ongoing. Access to the left detour tunnel was achieved through plug III, 90% of which has been demolished. The removal of material from the riverbed of the Cauca River, downstream of the unloading, and the excavations in the upper part of the floodgate basin were completed. The massive concrete drainage was completed in unit 1, between elevation 204.1 and 205.5, the construction of the beacon gantry was completed. The tandem test of the machinery house overhead cranes # 1 and # 2 was performed, using the rotor hoisting device.

- (2) Includes equipment and vehicles from the automotive fleet, medical and scientific equipment, properties, plant and equipment in assembly, properties, plant and equipment in transit and replacement assets, transportation, traction and lifting equipment, dining room, kitchen, pantry and hotel equipment.
- (3) Intangible assets acquired through business combination as of December 31, 2020 of Caribemar de la Costa S.A.S. E.S.P.
- (4) It includes purchases, capitalizable disbursements that meet the recognition criteria, goods received from third parties and the costs for dismantling and removing elements of property, plant and equipment. At the end of September 2021 and December 2020, no government subsidies were received.

Additions to property, plant and equipment of \$3,145,736 (2020: \$3,548,846) are taken as effective items, more the movement of advances of \$-3,303 (2020: \$13,952), less capitalized interest of \$462,383 (2020: \$380,316), less indemnities of damages for \$6,115 and environmental and decommissioning provisions of -\$3,429 (2020: -\$16,830).

As of September 30, 2021, all intangible assets with an indefinite useful life associated with CGUs, were tested for impairment, obtaining as a result that no there were impairment.

As of September 30, 2021, there are restrictions on the realization of property, plant and equipment, associated with some equipment of the vehicle fleet for a net book value of \$2 (2020: \$2). These restrictions are given for theft and have been affected as a collateral for the fulfillment of obligations.

The most significant commitments for the acquisition of property, plant and equipment of the Group at the cut-off date amount to \$3,469,426 (2020: 2,997,193).

## Note 8. Investment in subsidiaries

The breakdown of the subsidiaries of the Group at the date of the reporting period is the following:

Name of subsidiary		Location (country)	Main Activity	Percentage of participation and voting rights		Percentage of participation of non-controlling interest		Date of establishment
				September 30, 2021	December 31, 2020	September 30, 2021	December 31, 2020	
Empresa de Energía del Quindío S.A. E.S.P. (EDEQ)		Colombia	Provides public utilities of electric energy, purchase, sale and distribution of electric energy.	92.85%	92.85%	7.15%	7.15%	22/12/1988
Central Hidroeléctrica de Caldas S.A. E.S.P. (CHEC)		Colombia	Provides public energy services, operating electric energy generating plants, transmission and sub-transmission lines and distribution networks, as well as marketing, import, distribution and sale of electric energy.	80.10%	80.10%	19.90%	19.90%	9/09/1950
Electrificadora de Santander S.A. E.S.P. (ESSA)		Colombia	Provides public utilities of electric energy, buying, selling, marketing and distribution of electric energy.	74.05%	74.05%	25.95%	25.95%	16/09/1950
Centrales Eléctricas del Norte de Santander S.A. E.S.P. (CENS)		Colombia	Provides public utilities of electric energy, purchase, export, import, distribution and sale of electric energy, construction and operation of generating plants, substations, transmission lines and distribution networks.	91.52%	91.52%	8.48%	8.48%	16/10/1952
Caribemar de la Costa S.A.S. E.S.P. (AFINIA)	(1)	Colombia	Provides public services of distribution and commercialization of electric energy, as well as the performance of all related activities, works, services and products.	100%	100%	-	-	1/10/2020

Name of subsidiary	Location (country)	Main Activity	Percentage of participation and voting rights		Percentage of participation of non-controlling interest		Date of establishment
			September 30, 2021	December 31, 2020	September 30, 2021	December 31, 2020	
Elektra Noreste S.A. (ENSA)	Panamá	Acquires energy, transports, distributes to customers, transforms voltage, installs, operates and maintains public lighting, authorized to generate energy up to a limit of 15% of the maximum demand in the concession area.	51.16%	51.16%	48.84%	48.84%	19/01/1998
Hidroecológica del Teribe S.A. (HET)	Panamá	Finances the construction of the Bonyic hydroelectric project required to meet the growing energy demand of the Isthmus of Panama.	99.68%	99.68%	0.32%	0.32%	11/11/1994
Empresa Eléctrica de Guatemala S.A. (EEGSA)	Guatemala	Provides electric power distribution services.	80.90%	80.90%	19.10%	19.10%	5/10/1939
Gestión de Empresas Eléctricas S.A. (GESA)	Guatemala	Provides advisory and consulting services to electric power distribution, generation and transportation companies.	100%	100%	-	-	17/12/2004
Almacenaje y Manejo de Materiales Eléctricos S.A. (AMESA)	Guatemala	Provides outsourcing services in the area of materials management.	99.94%	99.94%	0.06%	0.06%	23/03/2000
Comercializadora Eléctrica de Guatemala S.A. (COMEGSA)	Guatemala	Provides electric energy commercialization services.	80.52%	80.52%	19.48%	19.48%	5/11/1998
Transportista Eléctrica Centroamericana S.A. (TRELEC)	Guatemala	Provides electric power transmission services.	80.90%	80.90%	19.10%	19.10%	6/10/1999
Enérgica S.A. (ENERGICA)	Guatemala	Provides construction and maintenance services for projects and goods of the electric sector.	78.19%	78.19%	21.81%	21.81%	31/08/1999

Name of subsidiary		Location (country)	Main Activity	Percentage of participation and voting rights		Percentage of participation of non-controlling interest		Date of establishment
				September 30, 2021	December 31, 2020	September 30, 2021	December 31, 2020	
Crediegsa S.A. (CREDIEGSA)		Guatemala	Provides personnel hiring services and other administrative services.	80.90%	80.90%	19.10%	19.10%	1/12/1992
Distribuidora de Electricidad del Sur (DELSUR)		El Salvador	Transformation, distribution and commercialization of electricity that supplies energy to the central-south zone of El Salvador in Central America.	86.41%	86.41%	13.59%	13.59%	16/11/1995
Innova Tecnología y Negocios S.A. de C.V.		El Salvador	Provision of specialized services in electrical engineering and sale of household appliances to Delsur's electricity users.	86.41%	86.41%	13.59%	13.59%	19/10/2010
Aguas Nacionales EPM S.A. E.S.P.	(2)	Colombia	Provides domiciliary public utilities of water, sewage and sanitation, waste treatment and utilization, complementary activities and engineering services related to these utilities.	99.99%	99.99%	0.01%	0.01%	29/11/2002
Aguas Regionales EPM S.A. E.S.P.	(3)	Colombia	To guarantee the rendering of domiciliary public utilities of water, sewage and sanitation and to compensate for the backlog of infrastructure of these services in the partner municipalities.	74.57%	74.57%	25.43%	25.43%	18/01/2006
Empresa de Aguas del Oriente Antioqueño S.A. E.S.P.		Colombia	Provides domiciliary public utilities of water and sewage, as well as other complementary activities related to each of these public utilities.	56.02%	56.02%	43.98%	43.98%	22/11/1999
Aguas de Malambo S.A. E.S.P.	(4)	Colombia	Dedicated to guarantee the provision of domiciliary public utilities of water, sewage and sanitation in the jurisdiction of the Municipality of Malambo, Department of Atlántico.	98.57%	98.52%	1.43%	1.48%	20/11/2010

Name of subsidiary		Location (country)	Main Activity	Percentage of participation and voting rights		Percentage of participation of non-controlling interest		Date of establishment
				September 30, 2021	December 31, 2020	September 30, 2021	December 31, 2020	
Ecosistemas de Colima S.A. de C.V.		México	Dedicated to elaborate the executive project for the wastewater treatment plant, its construction, equipment and operation, conservation and maintenance, stabilization of sludge in the municipalities of the State of Colima.	100%	100%	-	-	14/02/2006
Ecosistemas de Tuxtla S.A. de C.V.		México	Dedicated to the construction, equipment, start-up, operation and maintenance of a wastewater treatment system with the modality of total private recoverable investment. To develop drinking water projects and water treatment plants.	100%	100%	-	-	17/11/2006
Ecosistema de Ciudad Lerdo S.A. de C.V.		México	Subsidiary dedicated to the construction, equipping, start-up, operation and maintenance for 20 years of a wastewater treatment system in Ciudad Lerdo Durango, under the total private recoverable investment modality.	100%	100%	-	-	24/04/2007
Aquasol Morelia S.A. de C.V.		México	Subsidiary engaged in the construction of a wastewater treatment plant, as well as the equipping and start-up of said plant located in the town of Atapano in the municipality of Morelia Michoacán.	100%	100%	-	-	13/11/2003
Ecosistemas de Celaya S.A. de C.V.		México	Dedicated to the preparation of the executive project for the wastewater treatment plant, as well as the treatment, transportation and final disposal of solid waste and sludge at the plant in the city of Celaya, state of Guanajuato.	100%	100%	-	-	5/12/2008



Name of subsidiary		Location (country)	Main Activity	Percentage of participation and voting rights		Percentage of participation of non-controlling interest		Date of establishment
				September 30, 2021	December 31, 2020	September 30, 2021	December 31, 2020	
Desarrollos Hidráulicos de Tampico S.A. de C.V.		México	Dedicated to the construction, equipment, expansion, improvement, conservation, maintenance and operation of water supply systems and sewage services, collection, drainage and wastewater treatment works.	100%	100%	-	-	25/08/1995
Ecoagua de Torreón S.A. de C.V.		México	Dedicated to providing wastewater treatment operation services from any source, whether municipal or domestic, as well as the activity related to wastewater treatment.	100%	100%	-	-	25/10/1999
Proyectos de Ingeniería Corporativa S.A. de C.V.		México	Rendering of design, general engineering or construction services, professional and technical services to operate, administer, direct and in general carry out all activities necessary for the development of activities of any commercial, industrial or service company, as an individual or legal entity.	100%	100%	-	-	1/08/2008
Corporación de Personal Administrativo S.A. de C.V.		México	Rendering of professional services tending to operate, administer, direct and in general carry out all the activities that are necessary for the development of activities of any commercial, industrial or service company as an individual or legal entity, as well as the administration, selection, hiring and exchange of personnel that perform functions within the facilities of the requesting companies.	100%	100%	-	-	1/08/2008

Name of subsidiary	Location (country)	Main Activity	Percentage of participation and voting rights		Percentage of participation of non-controlling interest		Date of establishment
			September 30, 2021	December 31, 2020	September 30, 2021	December 31, 2020	
Aguas de Antofagasta S.A.	Chile	Construction and operation of public utilities for the production and distribution of drinking water and the collection and disposal of sewage through the operation of the sanitary concessions of Empresa de Servicios Sanitarios de Antofagasta S.A. (currently Eonssa Chile S.A.). (currently Eonssa Chile S.A.), and the performance of other services related to such activities, all in the manner and under the conditions established in decrees with Force of Law numbers 382 and 70, both of 1998, of the Ministry of Public Works, and other pertinent regulations. For this purpose, on December 29, 2003, Aguas de Antofagasta S.A. entered into an agreement with Empresa de Servicios Sanitarios de Antofagasta S.A. (currently Empresa Concesionaria de Antofagasta S.A.). (currently Empresa Concesionaria de Servicios Sanitarios S.A. - Eonssa S.A.) the "Contract for the transfer of the right to operate sanitary concessions", for a total term of 30 years from the date of its execution.	100%	100%	-	-	28/11/2003
Empresas Varias de Medellín S.A. E.S.P.	Colombia	Subsidiary dedicated to the provision of public sanitation services within the framework of the integral management of solid waste.	99.93%	99.93%	0.07%	0.07%	11/01/1964
EPM Inversiones S.A.	Colombia	Dedicated to the investment of capital in national or foreign companies organized as public utilities.	99.99%	99.99%	0.01%	0.01%	25/08/2003
Maxseguros EPM Ltd.	Bermuda	Negotiation, contracting and management of reinsurance for the policies that cover the equity.	100%	100%	-	-	23/04/2008
Panamá Distribution Group S.A. - PDG	Panamá	Equity investment in companies.	100%	100%	-	-	30/10/1998

Name of subsidiary	Location (country)	Main Activity	Percentage of participation and voting rights		Percentage of participation of non-controlling interest		Date of establishment
			September 30, 2021	December 31, 2020	September 30, 2021	December 31, 2020	
Distribución Eléctrica Centroamericana DOS S.A. - DECA II	Guatemala	It makes equity investments in companies engaged in the distribution and commercialization of electric power and the provision of telecommunications services.	100%	100%	-	-	12/03/1999
Inmobiliaria y Desarrolladora Empresarial de América S.A. (IDEAMSA)	Guatemala	Subsidiary engaged in real estate investments.	80.90%	80.90%	19.10%	19.10%	15/06/2006
Promobiliaria S.A.	Panamá	Purchase, sell, build, modify, manage, lease and in general enter into any contract for the disposition, improvement, use and usufruct of real estate not necessary for the operation of property owned by the companies that make up the EPM Group.	100%	100%	-	-	8/09/2015
EPM Latam S.A.	Panamá	Make capital investments in companies.	100%	100%	-	-	17/05/2007
EPM Capital Mexico S.A. de C.V.	México	Develops infrastructure projects related to energy, lighting, gas, telecommunications, sanitation, water treatment plants, sewerage, wastewater treatment, buildings, as well as their operation, studies and services.	100%	100%	-	-	4/05/2012
EPM Chile S.A.	Chile	Develops projects related to energy, lighting, gas, telecommunications, sanitation, drinking water treatment plants, sewage and wastewater treatment, as well as providing such services and participating in all types of public and private bids and auctions.	100%	100%	-	-	22/02/2013

Name of subsidiary		Location (country)	Main Activity	Percentage of participation and voting rights		Percentage of participation of non-controlling interest		Date of establishment
				September 30, 2021	December 31, 2020	September 30, 2021	December 31, 2020	
Inversiones y Proyectos Hidrosur SpA	(5)	Chile	Participate in all types of tenders, bids, auctions, whether public and/or private, in the purchase of shares in domestic or foreign companies. Enter into strategic alliances, joint ventures and enter into business collaboration agreements to participate in bids, obtain concessions and/or authorizations. To provide all types of consulting and services directly or indirectly related to the activities carried out and in which the company is involved.	100%	100%	-	-	16/12/2014
Tecnología Intercontinental S.A. de C.V. TICSA	(6)	México	Dedicated to the study, development, promotion and execution of industrial projects, design, manufacture, assembly and assembly of machinery, development of technology, including commercialization, commercial representation and trade in general.	100%	100%	-	-	28/07/1980
ENSA Servicios S.A.		Panamá	Render technical, commercial and any other complementary services to the rendering of electricity services, without limiting other analogous, related and/or compatible services that constitute an added value to the described activities.	51.16%	51.16%	48.84%	48.84%	29/11/2017
FID 20431 SOMOS EPM (formerly Patrimonio Autónomo Financiación Social)	(7)	Colombia	To manage the resources and payments of the social financing program created to facilitate users the purchase of household appliances, gas appliances and products related to information technology.	100%	100%	-	-	14/04/2008
FID 20432 SOMOS CHEC	(7)	Colombia	Manage the resources and payments of the social financing program created to facilitate the purchase of household appliances, gas appliances and IT-related products for users.	80.10%	80.10%	19.90%	19.90%	10/11/2020

Name of subsidiary		Location (country)	Main Activity	Percentage of participation and voting rights		Percentage of participation of non-controlling interest		Date of establishment
				September 30, 2021	December 31, 2020	September 30, 2021	December 31, 2020	
FID 20433 SOMOS EDEQ	(7)	Colombia	Manage the resources and payments of the social financing program created to facilitate the purchase of home appliances, gas appliances and IT-related products.	92.85%	92.85%	7.15%	7.15%	10/11/2020
FID 20434 SOMOS ESSA	(7)	Colombia	Manage the resources and payments of the social financing program created to facilitate the purchase of home appliances, gas appliances and products related to information technology.	74.05%	74.05%	25.95%	25.95%	10/11/2020

- (1) Subsidiary acquired by Grupo EPM through a share purchase and sale transaction completed on October 1, 2020 (see note 10. Business combinations).
- (2) On November 23, 2020, EPM capitalized Aguas Nacionales EPM S.A. E.S.P. for \$113,397.
- (3) In December 2020, EPM capitalized Aguas Regionales EPM S.A. E.S.P. for \$13,587, said capitalization was made in two rounds with payments made on December 28, 2020 for \$10,087 and on January 6, 2021 for \$3,500, in accordance with the terms of the share subscription regulations.
- (4) On March 2021, EPM capitalized Aguas de Malambo S.A. E.S.P. with the treasury credit (plus interest) that had been granted to said subsidiary for \$1,433; later, in May 2021, it was capitalized with a cash contribution of \$567.
- (5) On December 16, 2020, EPM Chile S.A. capitalized Inversiones y Proyectos Hidrosur SpA. for USD \$15,500,000 (COP\$53,723).
- (6) On June 2021, EPM Capital México S.A. de C.V. capitalized Tecnología Intercontinental S.A. de C.V. TICSА for MXN \$3,832,352. (COP \$723).
- (7) Autonomous patrimony (structured entity) managed under a commercial trust contract N ° FID 4-2-2043 SOMOS Grupo EPM Loyalty and Relationship Program, signed with the Fiduciaria de Occidente S.A. on November 10, 2020.

The financial information of the Group's subsidiaries that have significant non-controlling interests as of the date of the reporting period is as follows:

September 30, 2021	Current assets	Non-current assets	Current liabilities	Non-current liabilities	Ordinary income	Profit for the period	Other comprehensive income	Total comprehensive income	Cash flows
						continuing operations			
Elektra Noreste S.A. (ENSA)	630,937	2,429,746	870,797	1,346,276	1,462,318	82,059	81,698	163,757	56,112
Empresa Eléctrica de Guatemala S.A. (EEGSA)	812,919	1,871,173	465,176	994,084	1,732,299	150,085	176,398	326,483	21,639
Electrificadora de Santander S.A. E.S.P. (ESSA)	313,757	1,764,784	389,782	905,251	1,038,383	171,588	187	171,775	57,184
Centrales Eléctricas del Norte de Santander S.A. E.S.P. (CENS)	288,068	1,015,646	209,630	675,762	696,270	68,746	2,667	71,413	84,989
Distribuidora Eléctrica del Sur S.A. de C.V. (DELSUR)	262,660	440,923	233,467	308,269	806,060	45,900	15,977	61,877	27,514
Central Hidroeléctrica de Caldas S.A. E.S.P. (CHEC)	257,305	917,101	165,425	505,465	635,083	111,368	(5,383)	105,985	44,972
Comercializadora Eléctrica de Guatemala S.A. (COMEGSA)	128,049	1,620	30,431	9,814	285,864	18,194	9,049	27,243	11,684
Empresa de Energía del Quindío S.A. E.S.P. (EDEQ)	101,939	230,668	60,580	99,000	217,162	36,085	33	36,118	33,398
Transportista Eléctrica Centroamericana S.A. (TRELEC)	95,585	1,194,303	631,847	2,692	120,366	61,242	69,401	130,643	371
Aguas Regionales EPM S.A. E.S.P.	43,280	186,361	29,676	62,914	53,280	11,559	-	11,559	19,172
Other participations <sup>(1)</sup>	600,080	4,480,496	376,619	636,405	651,088	484,354	45,158	529,512	292,639

Amounts stated in millions of Colombian pesos

December 31, 2020	Current assets	Non-current assets	Current liabilities	Non-current liabilities	Ordinary income	Profit for the period	Other comprehensive income	Total comprehensive income	Cash flows
						continuing operations			
Elektra Noreste S.A. (ENSA)	734,507	2,054,912	1,233,157	868,808	2,065,381	74,526	23,961	98,487	167,217
Empresa Eléctrica de Guatemala S.A. (EEGSA)	641,214	1,669,023	392,165	893,334	2,239,651	147,559	30,549	178,108	17,434
Electrificadora de Santander S.A. E.S.P. (ESSA)	334,859	1,689,133	516,361	826,830	1,268,295	138,137	(3,613)	134,524	135,679
Centrales Eléctricas del Norte de Santander S.A. E.S.P. (CENS)	286,548	1,024,373	243,313	720,700	856,035	67,938	(11,193)	56,745	133,248
Distribuidora Eléctrica del Sur S.A. de C.V. (DELSUR)	168,047	383,982	257,570	158,237	919,556	37,491	(10,386)	27,105	24,372
Central Hidroeléctrica de Caldas S.A. E.S.P. (CHEC)	273,766	926,944	341,473	379,975	831,760	77,062	(1,447)	75,615	51,239
Comercializadora Eléctrica de Guatemala S.A. (COMEGSA)	99,584	1,226	21,656	7,026	302,022	11,572	3,955	15,527	7,170
Empresa de Energía del Quindío S.A. E.S.P. (EDEQ)	98,934	226,510	78,958	80,686	258,644	27,739	221	27,960	44,323
Transportista Eléctrica Centroamericana S.A. (TRELEC)	93,135	1,013,495	567,834	3,135	153,268	76,455	11,313	87,768	595
Aguas Regionales EPM S.A. E.S.P.	55,267	175,462	38,346	66,890	60,355	9,294	-	9,294	31,136
Other participations <sup>(1)</sup>	517,828	4,124,039	352,603	516,599	691,509	392,715	28,962	421,677	278,030

Amounts stated in millions of Colombian pesos

- (1) Corresponds to investments in subsidiaries where the non-controlling interest is not significant in terms of equity participation and/or the amount of financial figures of each entity, and includes the following subsidiaries: Hidroecológica del Teribe S.A., Enérgica S.A., Credieegsa S.A., Aguas Nacionales EPM S.A. E.S.P., Empresa de Aguas del Oriente Antioqueño S.A. E.S.P., Aguas de Malambo S.A. E.S.P., Empresas Varias de Medellín S.A. E.S.P, EPM Inversiones S.A., Inmobiliaria y Desarrolladora Empresarial de América S.A. and Innova Tecnología and Negocios S.A. de C.V.

Profit or loss for the period, Dividends Paid and Equity Assigned to the Non-Controlling Participation as of the date of the period being reported is as follows:

Non-controlling interests	September 30, 2021			
	Equity	Profit or loss for the period	Other comprehensive income	Dividends paid
Elektra Noreste S.A. (ENSA)	411,740	40,075	-	-
Electrificadora de Santander S.A. E.S.P. (ESSA)	203,344	44,532	49	18,082
Empresa Electrica de Guatemala S.A. (EEGSA)	233,918	28,663	(202)	14,325
Central Hidroelectrica de Caldas S.A. E.S.P. (CHEC)	100,195	22,161	(1,071)	-
Transportista Electrica Centroamericana S.A. (TRELEC)	125,158	11,696	-	1,961
Centrales Electricas del Norte de Santander S.A. E.S.P.	35,478	5,830	226	-
Distribuidora de Electricidad del Sur S.A. de C.V. (DELSUR)	21,887	6,254	-	6,762
Aguas Regionales EPM S.A. E.S.P.	34,858	2,940	-	-
Comercializadora Electrica de Guatemala S.A. (COMEGSA)	17,078	3,475	-	2,177
Empresa de Energia del Quindio S.A. E.S.P. (EDEQ)	12,363	2,578	2	2,064
Other non-controlled interests <sup>(1)</sup>	25,243	6,817	-	7,252

Amounts stated in millions of Colombian pesos

Non-controlling Participations	September 30, 2020			
	Equity	Profit or loss for the period	Other comprehensive income	Dividends paid
Elektra Noreste S.A.	371,854	33,665	-	-
Electrificadora de Santander S.A. E.S.P. (ESSA)	174,787	33,012	-	38,542
Empresa Electrica de Guatemala S.A. (EEGSA)	215,170	21,706	(240)	13,814
Central Hidroelectrica de Caldas S.A. E.S.P. (CHEC)	98,525	17,828	375	27,921
Transportista Electrica Centroamericana S.A. (TRELEC)	111,666	10,803	-	1,315
Centrales Electricas del Norte de Santander S.A. E.S.P.	29,197	4,588	-	-
Distribuidora de Electricidad del Sur S.A. de C.V. (DELSUR)	20,069	4,077	-	8,955
Aguas Regionales S.A. E.S.P.	33,083	2,054	-	-
Comercializadora Electrica de Guatemala S.A. (COMEGSA)	15,801	2,418	-	2,628
Empresa de Energia del Quindio S.A. E.S.P. (EDEQ)	11,394	1,546	(1)	2,593
Other Non-Controlling Participations <sup>(1)</sup>	23,741	6,751	-	8,369

Figures stated in millions of Colombian pesos

Non-controlling interests	December 31, 2020			
	Equity	Profit or loss for the period	Other comprehensive income	Dividends paid
Elektra Noreste S.A. (ENSA)	335,392	36,396	(44)	-
Electrificadora de Santander S.A. E.S.P. (ESSA)	176,689	35,851	(938)	38,543
Empresa Electrica de Guatemala S.A. (EEGSA)	195,704	28,181	(775)	13,814
Central Hidroelectrica de Caldas S.A. E.S.P. (CHEC)	95,369	15,335	(288)	27,921
Transportista Electrica Centroamericana S.A. (TRELEC)	102,300	14,601	-	1,315
Centrales Electricas del Norte de Santander S.A. E.S.P. (E.S.P.)	29,421	5,762	(949)	-
Distribuidora de Electricidad del Sur S.A. de C.V. (DELSUR)	18,488	5,002	(179)	9,073
Aguas Regionales EPM S.A. E.S.P.	31,918	2,364	-	-
Comercializadora Electrica de Guatemala S.A. (COMEGSA)	13,775	2,210	-	2,628
Empresa de Energia del Quindio S.A. E.S.P. (EDEQ)	11,847	1,982	16	2,593
Other non-controlled interests (1)	23,242	8,695	1	8,369

Amounts stated in millions of Colombian pesos

- (1) Corresponds to investments in subsidiaries where the non-controlling interest is not significant and includes the following companies: Inmobiliaria y Desarrolladora Empresarial de América S.A., Energica S.A, Aguas de Malambo S.A. E.S.P., Empresa de Aguas del Oriente Antioqueño S.A. E.S.P., Hidroecológica del Teribe S.A., Crediegsa S.A., Aguas Nacionales EPM S.A. E.S.P. and Empresas Varias de Medellín S.A. E.S.P.

### 8.1 Significant restrictions

As of September 30, 2021 and December 31, 2020, the Group does not have any significant restriction to access or use the assets, settle Group liabilities, nor do the non-controlling interests have protective rights that could restrict the Group's ability to access or use the assets and settle liabilities of the subsidiaries or restrict dividends and other capital distributions. Except for the subsidiary Desarrollos Hidráulicos de Tampico, S.A. de C.V., on September 29, 2020, the wastewater treatment plants at Tierra Negra, Morelos and the osmosis and microfiltration treatment plant were seized by the Municipal Committee on Drinking Water and Sewage of the area of the mouth of the Panuco River (COMAPA, for the Spanish original) arguing alleged irregularities. Since said date, all control was lost over the operations of the wastewater treatment plants. Consequently, the subsidiary has filed 3 Amparo (relief) lawsuits before the competent authorities. Whose results have been favorable and allowed, on September 14, 2021, for the recovery of the PTAR Tierra Negra facilities, followed by the recovery of the PTOI, September 15, and lastly, on September 17, 2021, the delivery of PTAR Morelos by COMAPA. Therefore, as of September 30, 2021, the Group has recovered the operation of the three indicated plants and estimates cash flow recovery in the following months.



## 8.2 Consolidated structured entities

As of September 30, 2021 and December 31, 2020, the Group has the following consolidated structured entities:

Entity structured	2021			
	Interest in the entity	Total assets	Total liabilities	Net income for the period
FID 20431 SOMOS EPM (formerly Patrimonio Autónomo Financiación Social)	100%	208,583	18,147	20,190
FID 20432 WE ARE CHEC	80.10%	19,886	393	(191)
FID 20433 WE ARE EDEQ	92.85%	4,583	1,280	89
FID 20434 WE ARE ESSA	74.05%	1,647	272	(167)

*Amounts stated in millions of Colombian pesos*

Entity structured	2020			
	Interest in the entity	Total assets	Total liabilities	Net income for the period
FID 20431 SOMOS EPM (formerly Patrimonio Autónomo Financiación Social)	100%	191,467	13,239	19,776
FID 20432 WE ARE CHEC	80.10%	20,861	809	1,416
FID 20433 WE ARE EDEQ	92.85%	1,762	42	18
FID 20434 WE ARE ESSA	74.05%	567	25	(25)

*Amounts stated in millions of Colombian pesos*

The Group has no obligation to provide financial support to the above structured entities.

## 8.3 Loss of Control of Subsidiaries

At September 30, 2021 and December 31, 2020, there were no transactions or economic events that would imply loss of control over the subsidiaries.

## Note 9. Business Combinations

As a result of the execution of a Share Acquisition Agreement with Electrificadora del Caribe S.A. E.S.P., the EPM Group obtained, on October 1, 2020, the date from which it began operations, control of CaribeMar de la Costa S.A.S. E.S.P. (“CaribeMar” or the “Company” under the Afinia brand) through the acquisition of 100% of its shares and therefore of the voting rights through Empresas Públicas de Medellín E.S.P. (85%) and EPM Latam S.A. (15%).

During the reporting period, the following adjustments were made in connection with the CaribeMar business combination:

Concept	Book value	Adjustments <sup>(1)</sup>	Fair value
<b>Assets, liabilities, equity interests or consideration items</b>			
Equity investments	32,355	1	32,356
Trade and other receivables	1,443,740	84	1,443,824
Employee benefits	25,362	2,627	27,989
Creditors and other accounts payable	250,797	888	251,685
Consideration transferred	119,244	4,195	123,439
<b>Total</b>	<b>1,080,692</b>	<b>(7,626)</b>	<b>1,073,066</b>

*Amounts stated in millions of Colombian pesos*

<sup>(1)</sup> Adjustment to profit and loss from business combinations in the amount of \$-7,626, which is presented in the Consolidated Statement of Comprehensive Income under the item Effect of equity method on equity investments.

At September 30, 2021, the following amounts were provisionally recognized in connection with the CaribeMar business combination:

The equity investment held by CaribeMar in the company Centro de Servicios Compartidos S.A.S., whose fair value will be determined once the physical inspection and valuation of property, plant and equipment and intangible assets is completed.

## Note 10. Investments in associates

The breakdown of Investment in associates of the Group as at the date of the reporting period is:

Name of associate	Location (country)	Main activity	Percentage of participation and voting rights		Date of establishment
			2021	2020	
Hidroeléctrica Ituango S.A. E.S.P.	Colombia	Promotion, design, construction, operation, maintenance and commercialization of energy at national and international level of the Pescadero Hituango Hydroelectric Power Plant.	46.45%	46.45%	8/06/1998
Hidroeléctrica del Río Aures S.A. E.S.P.	Colombia	Generation and commercialization of electric energy through a hydroelectric power plant, located in the jurisdiction of the municipalities of Abejorral and Sonsón, Department of Antioquia.	32.99%	32.99%	14/05/1997
UNE EPM Telecomunicaciones S.A.	Colombia	Provision of telecommunication services, information and communication technologies, information services and complementary activities.	50.00%	50.00%	23/06/2006
Inversiones Telco S.A.S.	Colombia	Invest in companies whose corporate purpose is based on the provision of business process outsourcing (BPO) services for companies, especially but not limited to telecommunications companies.	50.00%	50.00%	5/11/2013
VE Servicios de Eficiencia Energética S.A.S. <sup>(1)</sup>	Colombia	To carry out all activities, works and services related to the installation, operation and energy production of each of the energy efficiency projects developed by EV Alianza Energética S.A., such as the provision of energy and technological solutions, production, transformation, purchase, sale and supply of energy, gas and related products such as biogas; consulting services.	2.1%	2.1%	21/02/2017

<sup>(1)</sup> As of September 30, 2021, the Group continues to have significant influence on the financial policy and operating decisions of this company.

The value of investments in associates at the date of the reporting period is as follows:

Associate	September 30, 2021				December 31, 2020			
	Value of investment				Value of investment			
	Cost	Equity method	Dividends	Total	Cost	Equity method	Dividends	Total
UNE EPM Telecomunicaciones S.A.	2,342,488	(893,507)	-	1,448,981	2,342,488	(780,910)	(12,547)	1,561,578
Inversiones Telco S.A.S.	55,224	25,355	(8,805)	71,774	55,224	27,093	(14,508)	67,809
Hidroeléctrica Ituango S.A. E.S.P.	34,313	(3,325)	-	30,988	34,313	(10,841)	-	23,472
Hidroeléctrica del Río Aures S.A. E.S.P.	2,478	110	-	2,588	2,478	159	-	2,637
VE Servicios de Eficiencia Energética S.A.S.	97	(34)	-	63	88	(4)	-	84
<b>Total investments in associates</b>	<b>2,434,600</b>	<b>(871,402)</b>	<b>(8,805)</b>	<b>1,554,393</b>	<b>2,434,591</b>	<b>(764,503)</b>	<b>(27,055)</b>	<b>1,643,033</b>

Amounts stated in millions of Colombian pesos

The breakdown of the equity method recognized in profit or loss for the period and in other comprehensive income for the period is as follows:

Associate	September 30, 2021			September 30, 2020		
	Period share method		Total	Period share method		Total
	Result for the period	Otro resultado integral		Result for the period	Otro resultado integral	
UNE EPM Telecomunicaciones S.A.	(100,050)	-	(100,050)	(88,314)	-	(88,314)
Inversiones Telco S.A.S.	12,770	-	12,770	7,232	-	7,232
Hidroeléctrica Ituango S.A. E.S.P.	7,515	-	7,515	-	-	-
Hidroeléctrica del Río Aures S.A. E.S.P.	(49)	-	(49)	-	-	-
VE Servicios de Eficiencia Energética S.A.S.	(11)	(7)	(17)	-	(14)	(14)
<b>Total</b>	<b>(79,825)</b>	<b>(7)</b>	<b>(79,832)</b>	<b>(81,083)</b>	<b>(14)</b>	<b>(81,097)</b>

Amounts stated in millions of Colombian pesos

The financial information of the Group's significant associates at the date of the reporting period is as follows. All associates are accounted for using the equity method in the consolidated financial statements:

September 30, 2021	Current assets	Non-current assets	Current liabilities	Non-current liabilities	Ordinary income	Result for the period	Other comprehensive income	Total comprehensive income	Dividends received
						Continuing operations			
UNE EPM Telecomunicaciones S.A.	1,573,561	7,363,210	1,860,061	5,713,915	3,346,782	(206,525)	-	(206,525)	-
Inversiones Telco S.A.S.	203,112	153,517	129,799	83,188	381,829	25,464	-	25,464	19,073
Hidroeléctrica Ituango S.A. E.S.P.	30,714	114,241	1,405	76,874	332	257	-	257	-
VE Servicios de Eficiencia Energética S.A.S.	1,788	12,957	11,721	-	1,548	(526)	-	(526)	-
Hidroeléctrica del Río Aures S.A. E.S.P.	1,148	13,745	6,828	-	-	(149)	-	(149)	-

Amounts stated in millions of Colombian pesos

December 31, 2020	Current assets	Non-current assets	Current liabilities	Non-current liabilities	Ordinary income	Result for the period	Other comprehensive income	Total comprehensive income	Dividends received
						Continuing operations			
UNE EPM Telecomunicaciones S.A.	1,875,321	7,455,526	2,024,214	5,759,047	4,843,434	(212,543)	104	(212,439)	12,547
Inversiones Telco S.A.S.	163,965	125,474	88,519	55,996	428,756	9,420	-	9,420	4,239
Hidroeléctrica Ituango S.A. E.S.P.	18,338	109,916	874	76,874	694	254	-	254	-
VE Servicios de Eficiencia Energética S.A.S.	2,861	7,424	6,280	-	1,763	195	-	195	-
Hidroeléctrica del Río Aures S.A. E.S.P.	1,272	13,684	6,742	-	-	(409)	-	(409)	-

Amounts stated in millions of Colombian pesos

Financial information of these companies, the basis for applying the Equity Method, is prepared under Accounting and Financial Reporting Standards adopted in Colombia and adjusted to the Group's accounting policies.

### Significant restrictions

As of September 30, 2021, the Group has no significant restrictions on investments in associates relating to the transfer of funds to the Group in the form of cash dividends, or repayment of loans or advances made by the Group, except in the case of UNE EPM Telecomunicaciones S.A. in which at least fifty percent (50%) of the net profit for the period must be distributed as a dividend after appropriation and/or legal, statutory and occasional reserves, provided that the level of consolidated financial debt does not exceed twice the EBITDA for the same period.

## Note 11. Trade and other receivables

The breakdown of trade and other receivables of the Group as of the dates of the periods being reported is as follows:

Trade and other receivables	September 30, 2021	December 31, 2020
<b>Non-current</b>		
Trade and other receivables Non-current <sup>(1)</sup>	903,524	801,952
Impairment utilities	(439,829)	(401,236)
Employee loans	139,139	122,345
Impairment of loans to employees	(5)	(10)
Dividends and participations receivable	17	17
Utility management contracts	558,522	536,651
Severance payments <sup>(2)</sup>	256,551	110,865
Other services	67	125
Other receivables	143,975	131,254
Impairment of other loans	(25,690)	(25,207)
<b>Total non-current</b>	<b>1,536,271</b>	<b>1,276,757</b>
<b>Current</b>		
Utility accounts receivable <sup>(1)</sup>	6,201,959	4,912,954
Impairment utilities	(1,940,478)	(1,731,674)
Employee loans	41,511	46,157
Impairment of loans to employees	(25)	(58)
Dividends and participations receivable <sup>(3)</sup>	65,352	10,269
Other contracts with customers	889	598
Contracts for the management of public services	81,698	76,174
Severance payments <sup>(2)</sup>	156,302	317,648
Other services	282,746	228,455
Other receivables	605,665	567,275
Impairment of other loans	(307,429)	(248,069)
<b>Total current</b>	<b>5,188,190</b>	<b>4,179,728</b>
<b>Total</b>	<b>6,724,461</b>	<b>5,456,485</b>

Amounts stated in millions of Colombian pesos

- (1) The increase in the current portion of public utilities accounts receivable, which totals COP \$1,390,576 is mainly due to the increase in accounts receivable for electricity services and at the branches of the companies EPM Parent Company and Caribe Mar (AFINIA).

However, regarding the financing granted to mitigate the impact of COVID-19, the balance of these receivables has displayed recovery during 2021.

This balance is the account receivable from the insurer Mapfre for the damages to civil works and total loss of machinery and equipment covered by the all-risk and construction and extra-contractual civil liabilities policies. The reduction in the balance in this account is in line with the payments received from the insurer.

- (2) The balance in the dividends and participations account corresponds to the dividends decreed in the shareholder assembly in March. The most representative is that of ISA.

### **Impairment of portfolio**

The Group measures the value correction for expected losses during the lifespan of the asset using the simplified approach, which consists in taking the present value of credit loss arising from all possible default events at any time during the lifetime of the operation.

This alternative is taken given that the volume of customers is very high and the measurement and control of the risk by stages can lead to errors and to an underassessment of impairment.

The expected loss model corresponds to a forecasting tool that projects the probability of portfolio default in the next twelve months. Each obligation is assigned an individual probability of default calculated from a probability model that involves sociodemographic, product and behavioral variables.

At the cut-off date, the ageing analysis of receivables at the end of the reporting period that are impaired is:

	September 30, 2021		December 31, 2020	
	Gross recorded book value	Value expected credit losses during the life	Gross recorded book value	Value expected credit losses during the life
<b>Public utilities debtors</b>				
Not Past Due	3,587,673	(221,395)	3,138,585	(319,713)
Less than 30 days	779,152	(197,043)	655,728	(152,435)
30-60 days	284,341	(139,013)	309,655	(218,347)
61-90 days	229,009	(128,935)	273,336	(220,920)
91-120 days	177,562	(131,403)	254,570	(233,428)
121-180 days	332,030	(254,112)	282,619	(241,995)
181-360 days	987,483	(726,531)	300,174	(275,906)
Greater than 360 days	728,233	(581,875)	500,240	(470,166)
<b>Total public utility debtors</b>	<b>7,105,483</b>	<b>(2,380,307)</b>	<b>5,714,907</b>	<b>(2,132,910)</b>
<b>Other debtors</b>				
Not Past Due	1,179,746	(29,226)	1,177,998	(20,816)
Less than 30 days	79,420	(5,441)	71,718	(5,288)
30-60 days	18,120	(2,925)	10,770	(2,324)
61-90 days	5,657	(2,187)	8,202	(1,882)
91-120 days	5,054	(2,418)	6,142	(2,103)
121-180 days	7,364	(4,398)	8,659	(4,009)
181-360 days	219,004	(118,787)	90,760	(17,732)
Greater than 360 days	818,069	(167,767)	773,583	(219,191)
<b>Total other debtors</b>	<b>2,332,434</b>	<b>(333,149)</b>	<b>2,147,832</b>	<b>(273,345)</b>
<b>Total debtors</b>	<b>9,437,917</b>	<b>(2,713,456)</b>	<b>7,862,739</b>	<b>(2,406,255)</b>

Amounts stated in millions of Colombian pesos

The increase in the expected credit losses of EPM Group totals \$247.396, basically explained by the expense reported by EPM parent company and the affiliate AFINIA.

The increase in the balance of the accounts receivable from public utilities is explained mainly by the deterioration of the quality of the payment of clients of the Caribemar branch.

As indicated earlier on the financing granted to mitigate the impact of COVID-19, the balance of these receivables has displayed recovery during 2021.

The reconciliation of the expected credit losses of the portfolio is as follows:

Asset life expected credit losses	September 30, 2021	December 31, 2020
Value correction at the beginning of the period	(2,406,255)	(746,443)
Changes in impairment of accounts receivable held at the beginning of the period	(310,185)	(492,335)
Financial assets that have been derecognized during the period	78,046	5,488
New financial assets originated or purchased	(482,890)	(264,129)
Cancellations	411,918	372,121
Changes in risk models/parameters	14,818	88,872
Business combinations <sup>(1)</sup>	-	(1,335,484)
Differences in exchange rates and other movements	(18,908)	(34,345)
<b>Final balance</b>	<b>(2,713,456)</b>	<b>(2,406,255)</b>

Amounts stated in millions of Colombian pesos

<sup>(1)</sup> The amount recognized in December 2020 is the impairment expense on the accounts receivable of the new affiliate Caribe Mar de la Costa S.A.S E.S.P. At June 2021, the balance was zero because such recognition arising from company acquisitions had not yet taken place.

Portfolio reconciliation is as follows:

Portfolio balance	September 30, 2021	December 31, 2020
Initial balance of financial assets	7,862,739	5,832,789
New financial assets originated or purchased	31,665,078	26,163,115
Write-offs of financial assets	(30,216,612)	(26,941,894)
Financial assets that have been derecognized	(78,046)	(9,216)
Business combinations <sup>(1)</sup>	-	2,779,225
Valuation at amortized cost	11,156	(18,697)
Other changes	193,602	57,416
<b>Final balance</b>	<b>9,437,917</b>	<b>7,862,739</b>

*Amounts stated in millions of Colombian pesos*

<sup>(1)</sup> As of September 2021, no balance is presented in this concept since no new accounts receivable originated from new business combinations have been recorded.

The Group derecognizes, against the impairment of recognized value in a corrective account the values of impaired financial assets when:

- Recorded receivable do not present any certain rights, assets or obligations for the entity.
- Rights or obligations lack documents and suitable support to advance the relevant procedures for their collection or payment.
- It is not possible to collect the right or obligation, due to coercive or judicial jurisdiction.
- It is not possible to legally charge any natural or legal entity for the value of the portfolio.
- When the cost-benefit relationship has been evaluated and established, it is more expensive to advance the collection process than the value of the obligation.

#### **Bodies responsible for derecognizing**

Within the framework of Group governance, approval bodies have been defined for the derecognition of assets from the financial statements, in order to maintain control over the assets to be written-off.



## Note 12. Other financial assets

The breakdown of other financial assets at the closing of the period is as follows:

Other financial assets	September 30, 2021	December 31, 2020
<b>Non-current</b>		
<b>Derivatives designated as hedging instruments under hedge accounting</b>		
Swap contracts	(64,967)	46,279
<b>Total derivatives designated as hedging instruments under hedge accounting</b>	<b>(64,967)</b>	<b>46,279</b>
<b>Financial assets measured at fair value through profit or loss for the period</b>		
Fixed-income securities	155,871	177,513
Variable income securities	85,291	79,928
Pledged investments	28,784	25,765
Trust rights	421,416	449,679
<b>Total financial assets measured at fair value through profit or loss for the period</b>	<b>691,362</b>	<b>732,885</b>
<b>Financial assets designated at fair value with changes through other comprehensive income</b>		
Equity instruments	2,266,031	2,559,131
<b>Total financial assets designated at fair value with changes through other comprehensive income</b>	<b>2,266,031</b>	<b>2,559,131</b>
<b>Financial assets measured at amortized cost</b>		
Fixed income securities	1,920	1,640
<b>Total financial assets measured at amortized cost</b>	<b>1,920</b>	<b>1,640</b>
Financial leases	109,212	101,344
<b>Total other non-current financial assets</b>	<b>3,003,558</b>	<b>3,441,279</b>
<b>Current</b>		
<b>Derivatives designated as hedging instruments under hedge accounting</b>		
Swap contracts	195,919	16,105
<b>Total derivatives designated as hedging instruments under hedge accounting</b>	<b>195,919</b>	<b>16,105</b>
<b>Financial assets measured at fair value through profit or loss for the period</b>		
Derivatives not under hedge accounting	109,780	128,204
Fixed-income securities <sup>(1)</sup>	833,089	2,068,299
Pledged investments	10,300	9,383
Trust rights	981	-
<b>Total financial assets measured at fair value through profit or loss for the period</b>	<b>954,150</b>	<b>2,205,886</b>
<b>Financial assets measured at amortized cost</b>		
Fixed income securities	285,140	185,605
Pledged investments	-	126
<b>Total financial assets measured at amortized cost</b>	<b>285,140</b>	<b>185,731</b>
Finance leases	3,856	4,142
<b>Total other current assets</b>	<b>1,439,065</b>	<b>2,411,864</b>
<b>Total other assets</b>	<b>4,442,623</b>	<b>5,853,143</b>

Amounts stated in millions of Colombian pesos

<sup>(1)</sup> Reduction mainly explained at the EPM Parent Company by the rearrangement of the investment portfolio and cashing in of investments used to pay suppliers of goods and services, the most significant of which is servicing of debt.

Financial assets at fair value through profit or loss are assets whose contractual cash flows are highly liquid. The Group classifies a financial asset in this category if it is acquired mainly for the purpose of being sold in the short term.

Investments made to optimize liquidity surpluses are included, that is, all those resources that are not immediately used for the development of the activities that constitute the company's corporate purpose. The investment of excess liquidity is made under the criteria of transparency, security, liquidity and profitability, under the guidelines of adequate control and under market conditions without speculative intent.

Conventional purchases and sales of financial assets are accounted for by applying the trade date.

### 12.1 Other financial assets measured at fair value with changes in other comprehensive income

The breakdown of equity investments designated at fair value through other comprehensive income is:

Equity investment	September 30, 2021	December 31, 2020
Interconexión Eléctrica S.A. E.S.P. <sup>(1)</sup>	2,218,344	2,511,518
Promioriente S.A. E.S.P.	39,541	39,541
Reforestadora Industrial de Antioquia S.A.	4,947	4,947
Electrificadora del Caribe S.A. E.S.P.	1,385	1,385
Gensa S.A. E.S.P.	594	594
Others <sup>(2)</sup>	1,220	1,146
<b>Total</b>	<b>2,266,031</b>	<b>2,559,131</b>
Dividends recognized during the period related to investments that remain recognized at the end of the period <sup>(3)</sup>	134,089	72,984
<b>Dividends recognized during the period</b>	<b>134,089</b>	<b>72,984</b>

*Amounts stated in millions of Colombian pesos*

<sup>(1)</sup> As of September 30, 2021, the market price of Interconexión Eléctrica S.A. E.S.P. closed at \$22,700 Colombian pesos (as of 31 December 2020: \$25,700 Colombian pesos) per share.

<sup>(2)</sup> Includes investments in: Gestión Energética S.A., Unidad de Transacciones S.A. de C.V., Terminal de Transporte de Bucaramanga S.A., Sin Escombros S.A.S., Duke Energy Guatemala y Cia. S.A., Organización Terpel S.A., Concentra Inteligencia en Energía S.A.S., Banco Davivienda S.A., Emgesa S.A. E.S.P., Hotel Turismo Juana Naranjo, Compañía de Alumbrado Eléctrico de San Salvador S.A., Fosfonorte S.A., Central de Abastos de Cúcuta, Acerías Paz del Río S.A., Cenfer S.A., Credieegsa S.A., Ecosistema de Morelos S.A. de C.V., Empresa Distribuidora del Pacífico S.A. E.S.P., Banco Bilbao Vizcaya Argentaria Colombia S.A., Central Hidroeléctrica de Betania S.A. and Acerías Paz del Río S.A.

<sup>(3)</sup> Dividends have been recognized for \$134,089 (2020: \$ 72,984) and have been received as of September 30, 2021 for \$68,735 (2020: \$39,895), they are disclosed under the heading of other dividends received in the statement of cash flows.

Equity investments indicated in the table above are not held for trading purposes but are rather held for strategic medium- and long-term purposes. The Group Management believes that the classification for these strategic investments provides more reliable financial information, that to reflect changes in their fair value immediately in the results of the period.

### 12.2 Reclassifications of financial assets

The Group has not made changes to the business model for the management and administration of financial assets; therefore, no financial assets have been reclassified.

## Note 13. Cash and cash equivalents

The composition of cash and cash equivalents at the end of the period is as follows:

Cash and cash equivalents	September 30, 2021	December 31, 2020
Cash on hand and at banks	2,173,711	2,931,676
Other cash equivalents <sup>(1)</sup>	1,603,263	1,166,288
<b>Total cash and cash equivalents presented in the statement of financial position</b>	<b>3,776,974</b>	<b>4,097,964</b>
<b>Total cash and cash equivalents presented in the statement of cash flows</b>	<b>3,776,974</b>	<b>4,097,964</b>
<b>Restricted cash <sup>(2)</sup></b>	<b>554,527</b>	<b>541,788</b>

Amounts stated in millions of Colombian pesos

<sup>(1)</sup> Includes restricted funds \$554,527 (2020: \$541,788) and cash equivalents \$1,048,736 (2020: \$624,501).

<sup>(2)</sup> Of this \$62,928 (2020: \$110,920) corresponds to non-current restricted cash and \$491,599 (2020: \$430,868) current.

Cash investments mature within three months from their date of acquisition and bear market interest rates for this type of investment.

The Group has restrictions on cash and cash equivalents as detailed below: As of 30 September 2021, the fair value of restricted cash equivalents is \$554,527 (2020: \$541,788).

Fund or agreement CARIBEMAR	Destination	September 30, 2021	December 31, 2020
Fidudavivienda CA 482800013450-Caribe Mar and others	Expansion of infrastructure	324,420	329,191
Order trust ECA-Prone Barrio SBN 9 D and Others	Electricity network standardization program	15,747	15,739
F_CORFI CA 477013957 - FAER GGC 561 and Others	Energizing interconnected rural areas	3,023	3,022
Order CONPES150040000191 and others	Expansion of infrastructure	-	1,116
<b>Total restricted resources CARIBEMAR</b>		<b>343,190</b>	<b>349,068</b>

Amounts stated in millions of Colombian pesos

Fund or EPM agreement	Destination	September 30, 2021	December 31, 2020
Sinpro Housing Fund	Contribute to the acquisition of housing and the improvement of the same, of the employees who are beneficiaries of the conventional agreement subscribed between EPM and the unions.	41,531	27,943
Sintraemdes Housing Fund	Contribute to the acquisition of housing and the improvement of the same, of the employees who are beneficiaries of the conventional agreement subscribed between EPM and the unions.	31,468	28,506
Premium Rent Corp. 6972005469	To attend possible contingencies subsequent to the acquisition of EPRIO by EPM.	8,815	8,797

Fund or EPM agreement	Destination	September 30, 2021	December 31, 2020
Ituango escrow account	Deposit the resources (approximately \$6,000,000,000,000) that EPM must contribute, in order to back up the issuance of a bank guarantee for the Ituango Project.	6,671	6,666
Ministry of Mines and Energy - Fondo Especial Cuota Fomento (Special Development Quota Fund)	Co-financing agreement for the construction, distribution infrastructure and connection to lower income users in the municipalities of Amagá, Santafé de Antioquia, Sopetrán, San Jerónimo and Ciudad Bolívar. Compressed Natural Gas and connection to users in Don Matías, Entrerriós, San Pedro, Santa Rosa and Yarumal. Agreement No. 106: construction of connection infrastructure for users in Valle de Aburrá, La Ceja, La Unión and El Retiro. Agreement 179: includes the municipality of Sonsón.	5,401	5,771
Fund Adapted Health Entity and Fosyga Fund	Mechanism of control and follow-up of the collection of contributions of the Contributive Regime of the General System of Social Security in Health.	1,233	2,283
Contract No. CT-2019-001105	Contract for the supply of energy and electric power for the non-regulated market and backup of contracts of the energy distributor and marketer S.A. E.S.P., DICEL S.A. E.S.P.	2,576	2,478
Sinpro Education Fund	Promote the welfare of servers to meet the needs of payment of tuition, textbooks and equipment required to advance their own studies and those of the family group.	2,536	2,389
Sintraemdes Education Fund	Promote the welfare of employees to meet the needs for payment of tuition, textbooks and supplies required for their own and their family group's studies.	2,241	2,172
We are points agreement	Provision of services for the operation of the key capabilities associated with the Points element of the Large Scale Loyalty Program for the EPM Group.	1,800	1,775
Sintraemdes Calamity Fund	Promote the welfare of its employees to meet their urgent and unforeseen needs or those of their primary family group.	1,629	1,587
Sinpro Calamity Fund	Promote the welfare of its employees to meet their urgent and unforeseen needs or those of their primary family group.	1,414	1,397
Agreements with municipalities for public lighting and sanitation fees.	Agreement to manage the resources of the territorial entities for the payment to the municipalities with agreements for the collection of public lighting and sanitation fees; these resources are exempt from 4x1000.	1,223	202
Motorcycle Repair Fund	Promote the welfare of official workers who work in the regional market and use their own motorcycles to carry out their work.	401	396
Villages Program	Take advantage of the wood that completes its maturation cycle in the forests planted by EPM around its reservoirs, to build social housing in the municipalities of Antioquia outside the Aburrá Valley and deliver them to low-income families, preferably in a situation of forced or voluntary displacement.	218	217
Interadministrative Contract Number Pc-2017-001532 De 2017,	Construction and supervision of water and sewage network connections in the neighborhoods of Pepe Sierra I, Barrios de Jesús, el Progreso and la Cañada del Niño.	-	611
Agreement signed between the Metropolitan Area of the Aburra Valley and Empresas Públicas de Medellín E.S.P., Execution Act N°4 of the framework agreement No. CT 2015-000783 of 2015.	Support the construction of the south interceptor of the Aburra River - Medellín.	6	2,654
Interadministrative Agreement CT -2017-001388 (460007009)	Agreement for the construction of 7 indigenous schools in 5 municipalities.	92	292
Deposits Law 820	Guarantee required by the lessor from the tenant for the payment of public utilities. According to Article 15 of Law 820 of 2003 and Regulatory Decree 3130 of 2003.	83	75
Administration of resources for the construction of infrastructure in wood for Emvarias at the La Pradera sanitary landfill.	Administration of resources for the construction of infrastructure in wood for Emvarias at the La Pradera sanitary landfill.	65	64

Fund or EPM agreement	Destination	September 30, 2021	December 31, 2020
Municipality of Medellín - Land	Acquisition of land identified and characterized within the protection zones of hydrographic basins supplying water systems in the municipality of Medellín.	64	63
Espíritu Santo	EPM - Liquidation Espíritu Santo	63	63
Judicial or administrative proceedings	Accounting for seizure due to judicial or administrative processes	61	45
Municipality of Medellín - Aguas	Integral management of water for human consumption of the inhabitants of the municipality of Medellín.	24	205
Agreement 5 Indigenous Schools 2019-20	Co-finance the development of indigenous educational centers within the framework of the villages program, to improve the quality of life of the indigenous communities in the department of Antioquia.	203	413
Municipality of Medellín Framework Agreement No. 4600049285	Construction by EPM of sidewalks and other road elements in the center of the city, taking advantage of the Centro Parrilla project, in other words, the renewal of the water and sewage networks.	16	-
Contribution from the Municipalities of Pueblorrico and Ciudad Bolívar.	Agreement for the construction of 7 Rural Indigenous schools.	-	1
IDEA Agreement 4600003283	Join efforts for the construction of gas home connections in the different sub-regions of the Department of Antioquia under the "Gas without Borders" program.	1	1
IDB Credit 2120	Disbursement for the construction of the Bello wastewater treatment plant (PTAR).	-	351
<b>Total restricted resources EPM</b>		<b>109,835</b>	<b>97,417</b>

Amounts stated in millions of Colombian pesos

Fund or CENS agreement	Destinación	September 30, 2021	December 31, 2020
BBVA -Minminas 756 and Others	Execution of rural electrification works with several municipalities of Convención.	32,311	32,814
Custody account BBVA XM Bank Guarantees	Performance guarantee and TIES to cover energy purchase projects.	2,124	2,063
Revolving Housing Fund	Housing loans for CENS S.A. employees.	1,583	1,502
Government-Davivienda Agreement and Others	Join technical, administrative and financial efforts for several agreements.	532	547
AOM Contract	Administration, operation, maintenance and replacement of the rural electrification assets built with the resources of the project "rural electrification program in the Catatumbo area and Ocaña province, stage 1, Norte de Santander".	65	65
FAER Catatumbo III	Carry out the execution of rural electrification works in the municipalities of Convención, San Calixto, Cáchira, Hacarí, Ocaña, La Playa, Villa Caro, Teorama and La Esperanza Department of Norte de Santander.	-	1
<b>Total restricted resources CENS</b>		<b>36,615</b>	<b>36,992</b>

Amounts stated in millions of Colombian pesos

Fund or agreement Empresas varias	Destination	September 30, 2021	December 31, 2020
Order FID 919301039524 - Pradera and Others	Resources destined for Pradera's payments	18,516	16,622
FL ITAU 859060217 Renting hours	Delegated administration agreement with the Municipality of Medellín, for the maintenance of green areas of the institutions of the Municipality and its 5 districts.	408	404
FL BBVA 423 Pruning-Felling Agreement	Agreement with INDER for the washing of bridges and roofs of the stadium.	32	32
Agreement 18-897796-47 EDU	Delegated administration agreement with the Municipality of Medellín for the cutting of green areas and pruning and felling of trees.	24	24
FL Occidente INDER	Delegated administration agreement with the Municipality of Medellín for green area mowing services.	3	3
<b>Total restricted resources Empresas varias</b>		<b>18,983</b>	<b>17,085</b>

Fund or agreement Grupo Ticsa Mexico	Destination	September 30, 2021	December 31, 2020
Ecosistemas de Tuxtla S.A. de C.V.	Banco del Bajío/Multiva Trust Fund	5,575	3,983
Aquasol Morelia S.A. de C.V.	National Bank of Works trust and Bajío Bank trust 15892649	4,945	4,614
Ecosistemas de Colima S.A. de C.V.	Banco del Bajío Trust 15892649	4,301	3,181
Ecosistemas de Celaya S.A. de C.V.	Bajío Bank trust 15892649 and National Bank of Works trust	1,335	1,517
<b>Total restricted funds Grupo Ticsa Mexico</b>		<b>16,156</b>	<b>13,295</b>

Amounts stated in millions of Colombian pesos

Aguas Nacionales Fund or agreement	Destination	September 30, 2021	December 31, 2020
ITAU savings account 153148929	Ministry project	9,570	12,553
FL ITAU 859085270 and FL ITAU 859085263	Project Interventory	2,585	550
Current account Bancolombia 536423 and Others	Atrato Water	1,689	626
<b>Total restricted resources Aguas Nacionales</b>		<b>13,844</b>	<b>13,729</b>

Amounts stated in millions of Colombian pesos

Fund or agreement Aguas Regionales	Destination	September 30, 2021	December 31, 2020
Execution Act No.1 Framework Agreement CT_2019_001417	Preparation of a feasibility study for new water catchment sources for drinking water supply in the central area of the Urabá region.	5,000	5,115
Sintraesmdes housing fund agreement	Housing loans to employees who meet the requirements.	109	67
<b>Total restricted resources Aguas Regionales</b>		<b>5,109</b>	<b>5,182</b>

Amounts stated in millions of Colombian pesos

Fund or agreement ESSA	Destination	September 30, 2021	December 31, 2020
BBVA guarantees 0408	XM Bank Account	2,304	2,454
Agreement Line 115 Puerto Wilches	Rural electrification agreement for the Puerto Wilches - Barrancabermeja line.	881	874
San Gil Public Lighting Agreement	San Gil public lighting agreement	451	448
Government - ESSA Phase V Agreement	Government rural electrification agreement	449	449
Public Hearings Resources Agreement	Agreement signed with the Mayor's Office of Bucaramanga	1	1
<b>Total restricted resources ESSA</b>		<b>4,086</b>	<b>4,226</b>

Amounts stated in millions of Colombian pesos

Fund or EDEQ agreement	Destination	September 30, 2021	December 31, 2020
FL Davivienda Housing Fund 136270148986 FL Fiducudicorp Fund de Vivienda 919301005560	Resources destined to improve the quality of life of workers through the granting of loans for the purchase and improvement of housing.	3,122	2,473
FL Fiduciaria Occidente 1101031000001 FL Davivienda Collective Portfolio 608136200000618 FL Davivienda Fund Bien Social Training 136270162219	Resources destined to provide workers and their families with access to higher education, health, welfare and recreation.	260	256
FL Davivienda Fund motorcycles 136270167200	Resources destined to facilitate loans to workers to acquire and replace motorcycles for the performance of their work.	89	7
FL Davivienda calamity fund 136000742868	Resources destined for events caused by serious and unforeseen situations affecting the worker or his family.	19	12
<b>Total restricted resources EDEQ</b>		<b>3,490</b>	<b>2,748</b>

Amounts stated in millions of Colombian pesos

Fund or agreement CHEC	Destination	September 30, 2021	December 31, 2020
XM Custody and Management Account	A fund created to provide guarantees for the operations of energy transactions on the stock exchange, which is managed and controlled by the XM market manager	934	889
Special Fund CONFA	Special fund created for the attention of social programs and cultural extension for CHEC employees; through a contract of delegated administration with the company CONFA	129	185
Fund for design, execution and verification of apprenticeship	Design, execution and verification of learning solutions through the application of pedagogical methodologies, signed with contractor ADYLOG SAS (Administration and logistics SAS)	101	40
Special housing fund	Fund created to provide housing loans to CHEC employees, in accordance with the procedure and conditions established in the Collective Labour Convention in force - CCTV, signed between the company's union SINTRAELECOL and CHEC	54	54
Ministry of Finance Agreement	Contributions from the Ministry of Finance for investment in science and technology focused on Energy Management.	45	-
Special property fund	Fund created for the management of forest conservation properties in the company's watersheds; through a delegated management contract.	28	44
Special Funds <i>Plan de Financiación Social</i> (Social Financing Plan) - PFS	A fund created to attend to microcredits made to users in the company's market, with collection through the energy bill; these credits have more favorable rates and conditions than those offered by the market. This programme was created by the company's Board of Directors.	10	10
Special fund advertising guidelines	Fund created to meet advertising guidelines through contracts with advertising agencies, CJ Martins, Rowell digital agency and Macann	7	7
<b>Total restricted resources CHEC</b>		<b>1,308</b>	<b>1,229</b>

Figures stated in millions of Colombian pesos

HIDROE fund or agreement	Destination	September 30, 2021	December 31, 2020
Etesa Contract	Non-Regulated Market Contract Guarantee Deposit - MNR or Large Clients	481	474
ETESA Contract	CDT for Energy Contract with regulatory entities (ETESA)	254	299
Administration Contracts (Indemnification of employees)	Employee Severance Fund Deposits	44	34

Fund or EDEQ agreement	Destination	September 30, 2021	December 31, 2020
Services Contract	Guarantee deposit Services Contract	11	10
<b>Total restricted resources HIDROE</b>		<b>790</b>	<b>817</b>

Amounts stated in millions of Colombian pesos

ELEKTRA NORESTE S.A. fund or agreement	Destination	September 30, 2021	December 31, 2020
Restricted fund	La Toscana	1,121	-
<b>Total restricted resources ELEKTRA NORESTE S.A.</b>		<b>1,121</b>	<b>-</b>

Amounts stated in millions of Colombian pesos

<b>Total restricted resources EPM Group</b>	<b>554,527</b>	<b>541,788</b>
---	----------------	----------------

Amounts stated in millions of Colombian pesos

## Note 14. Loans and borrowings

The following is the breakdown of the recorded value of loans and borrowings measured at amortized cost:

Loans and receivables	September 30, 2021	December 31, 2020
<b>Non-current</b>		
Commercial bank loans	3,301,230	4,043,713
Bonds and securities issued	14,613,996	12,994,248
Multilateral bank loans	2,620,895	2,765,208
Development bank loans	1,561,726	884,315
<b>Total non-current</b>	<b>22,097,847</b>	<b>20,687,484</b>
<b>Current</b>		
Commercial bank loans	2,432,540	1,963,067
Multilateral bank loans	382,532	196,978
Bonds and securities issued	402,396	697,440
Development bank loans	206,449	705,333
Other loans	57,500	337,500
<b>Total current</b>	<b>3,481,417</b>	<b>3,900,318</b>
<b>Total loans and credits</b>	<b>25,579,264</b>	<b>24,587,802</b>

Amounts stated in millions of Colombian pesos

The new EPM Group credits and loans paid-in the third quarter of 2021 were acquired in order to fund the investment plan.

The breakdown of loans and borrowings is as follows:



Company	Entity or Loan	Original Currency	Initial Date	Years	Nominal Interest Rate	September 30, 2021			
						IRR	Nominal Value	Amortized Cost Value	Total Amount
AGUAS DE ANTOFAGASTA	BICE-BCI Bank	CLP	1/01/2018	-	-	1.51%	6	-	6
AGUAS DE ANTOFAGASTA	Del Estado Bank	CLP	14/01/2015	10.00	UF + 2.9%	1.51%	93,733	458	94,191
AGUAS DE ANTOFAGASTA	Del Estado Bank	CLP	18/10/2018	5.00	TAB + 0.65%	1.42%	135,610	(237)	135,374
AGUAS DE ANTOFAGASTA	Scotiabank	CLP	18/10/2018	5.00	TAB + 0.65%	1.50%	264,652	(393)	264,260
AGUAS DE ANTOFAGASTA	Bonds	CLP	18/12/2020	5.00	UF + 0.995%	0.20%	142,058	7,059	149,117
AGUAS DE ANTOFAGASTA	Bonds	CLP	18/12/2020	13.00	UF + 1.4396%	2.01%	284,115	23,529	307,645
AGUAS DE ANTOFAGASTA	Bonds	CLP	14/05/2021	4.50	UF + 0.995%	0.63%	142,058	5,496	147,553
AGUAS DE ANTOFAGASTA	Bonds	CLP	14/05/2021	12.50	UF + 1.4396%	2.51%	426,173	16,868	443,041
AGUAS REGIONALES	POPULAR Bank	COP	1/06/2018	7.25	IBR 3M + 3%	5.01%	8,346	105	8,451
AGUAS REGIONALES	BOGOTA Bank	COP	30/09/2015	10.08	DTF + 2.6%	4.85%	361	2	363
AGUAS REGIONALES	HELM BANK S.A.	COP	16/03/2012	12.00	DTF -1%	0.70%	2,061	10	2,071
AGUAS REGIONALES	BILBAO VIZCAYA ARGENTARIA Bank	COP	30/04/2014	10.06	DTF -0.7%	1.15%	344	1	345
AGUAS REGIONALES	BILBAO VIZCAYA ARGENTARIA Bank	COP	19/12/2014	10.00	DTF -0.7%	1.30%	559	1	560
AGUAS REGIONALES	Davivienda Bank SA	COP	19/02/2018	10.25	IPC + 4.8%	8.81%	16,875	437	17,312
AGUAS REGIONALES	POPULAR Bank	COP	21/01/2020	10.25	IBR 3M + 2.9%	5.12%	6,000	120	6,120
AGUAS REGIONALES	POPULAR Bank	COP	18/03/2020	10.25	IBR 3M + 2.9%	5.09%	2,500	34	2,534
AGUAS REGIONALES	POPULAR Bank	COP	22/04/2020	10.25	IBR 3M + 2.9%	5.10%	1,900	40	1,940
AGUAS REGIONALES	POPULAR Bank	COP	22/05/2020	10.00	IBR 3M + 2.9%	5.38%	1,150	6	1,156
AGUAS REGIONALES	POPULAR Bank	COP	19/06/2020	10.00	IBR 3M + 2.9%	5.38%	1,350	3	1,353
AGUAS REGIONALES	POPULAR Bank	COP	21/07/2020	10.00	IBR 3M + 2.9%	5.37%	2,100	21	2,121
AGUAS REGIONALES	POPULAR Bank	COP	19/08/2020	10.00	IBR 3M + 2.9%	5.37%	2,050	13	2,063
AGUAS REGIONALES	POPULAR Bank	COP	23/09/2020	10.00	IBR 3M + 2.9%	5.38%	2,800	5	2,805
AGUAS REGIONALES	POPULAR Bank	COP	26/10/2020	10.00	IBR 3M + 2.9%	5.36%	13,650	137	13,787
AGUAS REGIONALES	Findeter	COP	21/12/2020	3.00	0%	0.00%	2,056	-	2,056
CENS	BOGOTA Bank	COP	18/12/2015	7.00	IBR + 1.88%	3.86%	3,000	30	3,030
CENS	BOGOTA Bank	COP	16/02/2018	10.00	IBR + 2.98%	6.11%	94,760	103	94,863
CENS	POPULAR Bank	COP	15/05/2017	10.00	IBR + 3.35%	6.41%	27,930	499	28,430
CENS	POPULAR Bank	COP	26/05/2017	10.00	IBR + 3.35%	6.41%	6,405	106	6,511
CENS	POPULAR Bank	COP	23/06/2017	10.00	IBR + 3.35%	6.42%	4,879	59	4,938
CENS	POPULAR Bank	COP	29/06/2017	10.00	IBR + 3.35%	6.40%	7,622	88	7,710
CENS	POPULAR Bank	COP	18/07/2017	10.00	IBR + 3.35%	6.37%	11,213	101	11,314
CENS	POPULAR Bank	COP	27/07/2017	10.00	IBR + 3.35%	6.44%	4,875	26	4,901
CENS	POPULAR Bank	COP	23/08/2017	10.00	IBR + 3.35%	6.58%	4,500	(9)	4,491
CENS	POPULAR Bank	COP	15/09/2017	12.00	IBR + 3.35%	6.56%	4,832	(18)	4,814
CENS	POPULAR Bank	COP	19/09/2017	10.00	IBR -1.8%	1.99%	4,738	238	4,977
CENS	POPULAR Bank	COP	19/09/2017	10.00	IBR + 3.075%	6.01%	8,885	26	8,911
CENS	POPULAR Bank	COP	17/11/2017	12.00	IBR + 3.35%	6.38%	7,848	143	7,992

Company	Entity or Loan	Original Currency	Initial Date	Years	Nominal Interest Rate	September 30, 2021			
						IRR	Nominal Value	Amortized Cost Value	Total Amount
CENS	POPULAR Bank	COP	17/11/2017	10.00	IBR -1.8%	2.14%	3,465	148	3,613
CENS	POPULAR Bank	COP	17/11/2017	10.00	IBR + 3.075%	5.89%	6,625	151	6,776
CENS	POPULAR Bank	COP	18/12/2017	10.00	IBR + 3.35%	6.35%	16,250	232	16,482
CENS	POPULAR Bank	COP	18/01/2018	9.00	IBR + 3.35%	6.35%	30,063	289	30,352
CENS	Davivienda Bank SA	COP	29/11/2018	10.00	IPC + 4.3%	8.80%	5,625	116	5,741
CENS	Davivienda Bank SA	COP	14/06/2019	12.00	IBR + 1.15%	4.93%	20,000	629	20,629
CENS	Davivienda Bank SA	COP	27/06/2019	12.00	IBR + 1.15%	4.92%	5,713	174	5,887
CENS	Davivienda Bank SA	COP	28/06/2019	12.00	IBR + 3.47%	6.61%	4,287	39	4,326
CENS	Occidente Bank	COP	16/12/2019	7.00	IBR S.V. + 2.75%	5.83%	35,000	362	35,362
CENS	Occidente Bank	COP	16/01/2020	7.00	IBR S.V. + 2.75%	5.85%	20,000	115	20,115
CENS	BBVA Bank	COP	28/07/2020	7.00	IBR S.V. + 2.9%	0.00%	5,000	45	5,045
CENS	BBVA Bank	COP	28/09/2020	7.00	IBR S.V. + 2.9%	5.86%	12,500	26	12,526
CENS	Davivienda Bank SA	COP	30/11/2020	3.00	IBR + 2.1%	4.48%	15,000	57	15,057
CENS	Findeter	COP	24/12/2020	3.00	0%	0.00%	12,842	(0)	12,842
CENS	BBVA Bank	COP	21/01/2021	7.00	IBR S.V. + 2.9%	5.78%	17,500	203	17,703
CENS	BBVA Bank	COP	30/04/2021	3.00	IBR + 0.15%	2.50%	12,808	11	12,818
CENS	BBVA Bank	COP	27/05/2021	2.00	IBR + 0.15%	2.47%	12,441	13	12,453
CHEC	BBVA Bank	COP	22/08/2014	10.00	IPC E.A. + 3.5%	7.66%	25,125	325	25,450
CHEC	Corpbanca Bank	COP	22/08/2014	10.00	IPC E.A. + 3.5%	7.66%	19,125	248	19,373
CHEC	Bancolombia Bank	COP	9/02/2018	8.00	IBR + 2.29%	4.98%	36,563	253	36,816
CHEC	Davivienda Bank SA	COP	27/12/2018	12.00	IBR 1M + 0.388%	2.43%	39,775	29	39,804
CHEC	Davivienda Bank SA	COP	27/12/2018	12.00	IBR 1M + 0.388%	2.47%	4,251	(7)	4,244
CHEC	Davivienda Bank SA	COP	20/11/2019	12.00	IBR + 0.388%	2.50%	1,814	(4)	1,810
CHEC	BBVA Bank	COP	29/12/2020	10.00	IBR + 3.432%	6.02%	30,000	26	30,026
CHEC	Findeter	COP	30/12/2020	3.00	0%	0.00%	2,982	(0)	2,982
CHEC	Bancolombia Bank	COP	15/03/2021	10.00	IBR + 1.8%	4.23%	53,000	125	53,125
CHEC	Davivienda Bank SA	COP	7/04/2021	3.00	IBR 1M + 0.5%	2.53%	1,714	3	1,717
CHEC	Davivienda Bank SA	COP	9/04/2021	2.00	IBR 1M + 0.5%	2.53%	4,343	7	4,350
CHEC	Davivienda Bank SA	COP	20/04/2021	10.00	IBR 1M + 1.693%	3.78%	4,010	4	4,014
CHEC	Bancolombia Bank	COP	12/05/2021	10.00	IBR + 1.8%	4.22%	87,000	501	87,501
DEL SUR	Davivienda Bank SA	USD	26/08/2013	10.00	LIBOR 3M + 3.7%	4.07%	38,347	144	38,490
DEL SUR	Davivienda Bank SA	USD	7/10/2015	10.00	LIBOR 3M + 4.2%	4.59%	35,950	302	36,252
DEL SUR	Davivienda Bank SA	USD	25/05/2021	9.00	LIBOR 3M + 4%	4.15%	115,040	386	115,426
DEL SUR	Bancolombia Bank	USD	4/09/2020	2.00	+ 5.25%	0.00%	5,582	14	5,596
EDEQ	AV VILLAS Banks	COP	23/06/2016	7.00	IBR + 3.1%	5.48%	1,049	2	1,051
EDEQ	AV VILLAS Banks	COP	15/09/2017	7.00	IBR + 3.1%	5.85%	3,600	(6)	3,594
EDEQ	AV VILLAS Banks	COP	22/02/2019	3.75	DTF T.A. + 2.3%	4.56%	1,840	7	1,846

Company	Entity or Loan	Original Currency	Initial Date	Years	Nominal Interest Rate	September 30, 2021			
						IRR	Nominal Value	Amortized Cost Value	Total Amount
EDEQ	Occidente Bank	COP	29/11/2019	7.00	IBR + 2.75%	5.37%	10,000	21	10,021
EDEQ	AV VILLAS Banks	COP	5/11/2019	6.50	IBR + 2.3%	4.86%	8,708	34	8,742
EDEQ	BOGOTA Bank	COP	29/05/2020	7.00	IBR + 2.18%	4.62%	10,000	30	10,030
EDEQ	BOGOTA Bank	COP	19/08/2020	7.00	IBR + 2.18%	4.61%	10,000	51	10,051
EDEQ	Findeter	COP	19/01/2021	3.00	0%	0.00%	1,471	(0)	1,471
EDEQ	BBVA Banks _844	COP	10/05/2021	3.00	IBR 1M + 0.15%	2.18%	819	1	820
EDEQ	BBVA Banks _2073	COP	10/05/2021	2.00	IBR 1M + 0.15%	2.17%	1,975	3	1,978
EDEQ	Bancolombia Bank	COP	27/05/2021	1.00	IBR + 0.52%	2.82%	10,000	23	10,023
EDEQ	AV VILLAS Banks	COP	23/07/2021	7.00	IBR + 2.25%	4.69%	21,454	177	21,631
EMVARIAS	Findeter	COP	27/01/2021	3.00	0%	0.00%	4,593	-	4,593
ENSA	Bonds	USD	13/12/2012	15.00	4.73%	3.46%	306,774	1,599	308,373
ENSA	Scotiabank	USD	3/10/2018	5.00	4.25%	4.25%	383,468	1,042	384,510
ENSA	Bonds	USD	1/07/2021	15.00	3.87%	4.05%	383,468	(2,133)	381,335
EPM	Bonds IPC III TRAMO	COP	21/04/2009	15.00	IPC + 6.24%	10.91%	198,400	4,148	202,548
EPM	Bonds IPC IV TRAM 2	COP	14/12/2010	12.00	IPC + 4.2%	9.01%	119,900	213	120,113
EPM	Bonds IPC IV TRAM 3	COP	14/12/2010	20.00	IPC + 4.94%	9.64%	267,400	257	267,657
EPM	Bonds IPC V TRAMO II	COP	4/12/2013	10.00	IPC + 4.52%	9.41%	96,210	150	96,360
EPM	Bonds IPC V TRAM III	COP	4/12/2013	20.00	IPC + 5.03%	9.86%	229,190	(1,179)	228,011
EPM	Bonds IPC VI TRAMO II	COP	29/07/2014	12.00	IPC + 4.17%	9.03%	125,000	738	125,738
EPM	Bonds IPC VI TRAM III	COP	29/07/2014	20.00	IPC + 4.5%	9.31%	250,000	573	250,573
EPM	Bonds IPC V TRAM IV	COP	20/03/2015	8.71	IPC + 3.65%	9.25%	130,000	584	130,584
EPM	Bonds IPC VII TRAMO II	COP	20/03/2015	12.00	IPC + 3.92%	8.59%	120,000	(31)	119,969
EPM	Bonds IPC VII TRAM III	COP	20/03/2015	20.00	IPC + 4.43%	9.06%	260,000	492	260,492
EPM	BID-1664-1	COP	31/03/2016	9.69	7.8%	9.98%	213,577	5,912	219,489
EPM	BID 2120-1	COP	27/05/2014	9.33	6.272%	8.56%	190,295	(4,094)	186,202
EPM	BANK OF TOKYO-MITSUB	USD	29/09/2008	15.00	Libor 6M + 0.95%	0.47%	127,772	1,030	128,802
EPM	GLOBAL 2024 COP	COP	10/09/2014	10.00	7.625%	7.73%	965,745	1,290	967,035
EPM	Agrario Banks	COP	24/06/2014	16.00	IBR + 2.4%	5.74%	102,073	(207)	101,866
EPM	AFD	USD	10/08/2012	14.98	4.311%	4.40%	648,435	4,104	652,539
EPM	BID 2120-2	COP	23/08/2016	17.59	7.5%	9.10%	312,980	(6,961)	306,020
EPM	BNDES	USD	26/04/2016	23.67	4.887%	5.32%	220,153	(3,102)	217,051
EPM	GLOBAL 2027 COP	COP	8/11/2017	10.00	8.375%	8.45%	4,165,519	312,884	4,478,403
EPM	BID 2120-3	COP	8/12/2017	16.30	6.265%	7.61%	155,819	(2,251)	153,568
EPM	CAF	USD	3/10/2016	18.00	Libor 6M + 3.1%	3.47%	766,936	4,263	771,199
EPM	IDB INVEST tramo 12 años	USD	29/12/2017	12.38	Libor 6M + 2.75%	3.99%	1,438,005	(46,175)	1,391,830
EPM	IDB INVEST tramo 8 años	USD	29/12/2017	8.38	Libor 6M + 2.125%	3.72%	287,601	(7,566)	280,035
EPM	Bancolombia Bank	COP	11/02/2019	3.00	IBR 6M + 2.5%	4.30%	450,000	2,364	452,364

Company	Entity or Loan	Original Currency	Initial Date	Years	Nominal Interest Rate	September 30, 2021			
						IRR	Nominal Value	Amortized Cost Value	Total Amount
EPM	HSBC	USD	26/11/2018	3.00	Libor 6M + 1.65%	2.54%	958,670	1,415	960,085
EPM	Bonds USD	USD	18/07/2019	10.00	4.25%	4.39%	3,834,680	8,865	3,843,545
EPM	BID 2120-4	COP	17/06/2020	13.77	5%	6.04%	338,243	(760)	337,483
EPM	Bonds USD 2030	USD	15/07/2020	10.58	4.375%	4.60%	2,204,941	(16,642)	2,188,299
EPM	Findeter	COP	28/01/2021	3.00	0%	0.00%	51,483	-	51,483
EPM	BBVA Banks	COP	18/05/2021	3.00	IBR 1M + 0.1%	2.14%	1,145	1	1,146
EPM	BBVA Banks	COP	18/05/2021	3.00	IBR 1M + 0.1%	2.14%	14,907	13	14,920
EPM	BBVA Banks	COP	18/05/2021	2.00	IBR 1M + 0.1%	2.13%	34,272	29	34,301
EPM	Commissions	COP	15/09/2021	-	IBR 3M + 2.7%	0.00%	-	(26)	(26)
ESSA	Bogotá Banks	COP	30/04/2015	7.00	IBR + 1.88%	4.45%	2,600	14	2,614
ESSA	Bogotá Banks	COP	27/01/2016	7.00	IBR + 1.88%	4.55%	5,250	23	5,273
ESSA	Bogotá Banks	COP	16/02/2016	7.00	IBR + 1.88%	4.56%	4,550	10	4,560
ESSA	Bogotá Banks	COP	28/03/2016	7.00	IBR + 1.88%	4.52%	2,450	(3)	2,447
ESSA	Bogotá Banks	COP	14/04/2016	7.00	IBR + 1.88%	4.61%	3,400	18	3,418
ESSA	Bogotá Banks	COP	1/07/2016	12.00	IBR + 3.15%	5.83%	14,500	109	14,609
ESSA	Bogotá Banks	COP	19/08/2016	12.00	IBR + 3.15%	5.78%	5,800	9	5,809
ESSA	Bogotá Banks	COP	13/10/2016	12.00	IBR + 3.15%	5.83%	6,750	36	6,786
ESSA	Bogotá Banks	COP	11/11/2016	12.00	IBR + 3.15%	5.89%	26,250	(18)	26,232
ESSA	Bogotá Banks	COP	5/12/2016	12.00	IBR + 3.15%	5.87%	6,000	(21)	5,979
ESSA	Bogotá Banks	COP	14/12/2016	12.00	IBR + 3.15%	5.83%	11,250	(52)	11,198
ESSA	Bogotá Banks	COP	11/01/2017	12.00	IBR + 3.15%	5.82%	11,619	68	11,688
ESSA	Bogotá Banks	COP	16/01/2017	12.00	IBR + 3.15%	5.81%	7,744	43	7,787
ESSA	Bogotá Banks	COP	15/05/2017	12.00	IBR + 3.15%	5.81%	8,000	6	8,006
ESSA	BBVA Banks	COP	14/06/2017	12.00	IBR + 3.56%	6.34%	7,750	(24)	7,726
ESSA	BBVA Banks	COP	29/06/2017	12.00	IBR + 3.56%	6.20%	6,200	(2)	6,198
ESSA	BBVA Banks	COP	13/07/2017	12.00	IBR + 3.56%	6.29%	8,000	64	8,064
ESSA	BBVA Banks	COP	28/09/2017	12.00	IBR + 3.56%	6.32%	12,000	(51)	11,949
ESSA	BBVA Banks	COP	12/10/2017	12.00	IBR + 3.56%	6.28%	4,125	35	4,160
ESSA	BBVA Banks	COP	30/10/2017	12.00	IBR + 3.56%	6.26%	4,125	25	4,150
ESSA	BBVA Banks	COP	29/11/2017	12.00	IBR + 3.56%	6.31%	5,775	(0)	5,775
ESSA	BBVA Banks	COP	11/12/2017	12.00	IBR + 3.56%	6.30%	3,300	(5)	3,295
ESSA	BBVA Banks	COP	14/12/2017	12.00	IBR + 3.56%	6.30%	11,550	(25)	11,525
ESSA	BBVA Banks	COP	26/12/2017	12.00	IBR + 3.56%	6.36%	74,250	(413)	73,837
ESSA	Bogotá Banks	COP	26/12/2017	12.00	IBR + 3.15%	5.63%	8,500	16	8,516
ESSA	BBVA Banks	COP	29/10/2018	12.00	IBR + 2.91%	6.09%	38,000	628	38,628
ESSA	BBVA Banks	COP	28/11/2018	12.00	IBR + 2.91%	6.07%	5,700	76	5,776
ESSA	BBVA Banks	COP	26/12/2018	12.00	IBR + 2.91%	6.08%	51,300	483	51,783

Company	Entity or Loan	Original Currency	Initial Date	Years	Nominal Interest Rate	September 30, 2021			
						IRR	Nominal Value	Amortized Cost Value	Total Amount
ESSA	Bogotá Banks	COP	28/12/2018	12.00	IBR + 2.91%	6.01%	100,700	888	101,588
ESSA	Bogotá Banks	COP	27/12/2019	12.00	IBR + 2.91%	5.99%	94,000	836	94,836
ESSA	Davivienda Bank SA	COP	4/09/2020	3.00	IBR + 2.1%	4.51%	15,000	47	15,047
ESSA	Bogotá Banks	COP	29/10/2020	1.00	IBR + 2.1%	3.86%	7,500	50	7,550
ESSA	BBVA Banks	COP	28/12/2020	1.00	T.N. + 3.19%	3.23%	30,000	250	30,250
ESSA	BBVA Banks	COP	30/12/2020	1.00	T.N. + 3.19%	3.23%	20,000	163	20,163
ESSA	POPULAR Bank	COP	5/01/2021	3.00	T.N. + 1E-57%	0.00%	10,454	(0)	10,454
ESSA	BBVA Banks	COP	26/02/2021	2.00	IBR + 0.1%	2.41%	8,782	10	8,792
ESSA	Davivienda Bank SA	COP	26/02/2021	12.00	IBR + 1.7%	4.14%	8,060	10	8,070
ESSA	Davivienda Bank SA	COP	26/02/2021	12.00	IBR + 1.7%	4.14%	1,790	2	1,792
ESSA	BBVA Banks	COP	12/03/2021	3.00	IBR + 0.1%	2.43%	6,030	13	6,043
ESSA	Davivienda Bank SA	COP	23/04/2021	3.00	IBR + 2.55%	4.97%	30,000	264	30,264
ESSA	Davivienda Bank SA	COP	15/06/2021	12.00	IPC E.A. + 3.7%	8.22%	50,000	1,100	51,100
ESSA	BBVA Banks	COP	2/07/2021	3.00	IBR + 0.2%	2.59%	1,775	5	1,780
ESSA	BBVA Banks	COP	2/07/2021	2.00	IBR + 0.2%	2.57%	2,895	8	2,902
ESSA	Davivienda Bank SA	COP	14/09/2021	10.00	IBR + 3.8%	6.32%	14,951	40	14,991
ESSA	Commissions	COP	31/07/2020	1.00	LIBOR + 0%	0.00%	-	(107)	(107)
GRUPO DECA	Industrial Bank	GTQ	20/12/2018	10.00	TAPP -6.8%	5.72%	129,414	(731)	128,684
GRUPO DECA	América Central Banks	GTQ	21/12/2018	10.00	TAPP -6.81%	5.73%	75,864	(425)	75,439
GRUPO DECA	Agromercantil Banks	GTQ	24/01/2019	10.00	TAPP -6.87%	5.67%	158,669	434	159,103
GRUPO DECA	América Central Banks	USD	21/12/2018	10.00	LIBOR 90 + 2.26387%	3.03%	114,786	(2,273)	112,514
GRUPO DECA	Agromercantil Banks	USD	19/12/2018	10.00	TAPP -1.25%	4.93%	19,131	(72)	19,059
GRUPO DECA	Agromercantil Banks	USD	24/01/2019	10.00	LIBOR 90 + 3.05%	3.79%	22,957	(314)	22,643
GRUPO DECA	Industrial Bank	GTQ	27/05/2020	1.00	TAPP -6.8%	5.44%	49,584	-	49,584
GRUPO DECA	Industrial Bank	GTQ	20/12/2018	10.00	TAPP -6.8%	5.88%	165,611	-	165,611
GRUPO DECA	América Central Banks	GTQ	26/12/2018	10.00	TAPP -6.81%	5.87%	76,359	-	76,359
GRUPO DECA	Agromercantil Banks	GTQ	25/01/2019	10.00	TAPP -6.87%	5.80%	158,669	2,857	161,526
GRUPO DECA	América Central Banks	USD	26/12/2018	10.00	LIBOR 90 + 2.26387%	3.05%	38,262	-	38,262
GRUPO DECA	International Bank	USD	19/12/2018	10.00	TAPP -1.25%	5.09%	19,131	-	19,131
GRUPO DECA	Mercom Bank LTD	USD	25/01/2019	10.00	LIBOR 90 + 3.05%	3.83%	22,957	-	22,957
GRUPO DECA	Bancolombia bank Panamá	USD	25/01/2019	10.00	LIBOR 90 + 3.05%	3.84%	91,829	-	91,829
GRUPO DECA	Bancolombia bank Panamá	USD	16/07/2019	1.00	LIBOR 30 + 2.5739%	2.67%	38,262	-	38,262
GRUPO DECA	Industrial Bank	GTQ	25/04/2019	5.00	TAPP -6.25%	6.39%	232,053	(920)	231,134
TICSA	Santander Banks	MXN	14/06/2016	7.00	THIE + 2.4%	7.01%	16,786	166	16,952
TICSA	Santander Banks	MXN	14/06/2016	10.00	THIE + 2.4%	7.77%	42,835	352	43,187
TICSA	Santander Banks	MXN	14/06/2016	14.00	THIE + 2.4%	7.79%	18,191	291	18,482
TICSA	Interacciones	MXN	31/12/2020	15.33	THIE + 3%	7.51%	13,499	763	14,262

Company	Entity or Loan	Original Currency	Initial Date	Years	Nominal Interest Rate	September 30, 2021			
						IRR	Nominal Value	Amortized Cost Value	Total Amount
TICSA	Bajío Bank	MXN	31/07/2013	14.67	TIIE + 2.75%	8.48%	57,943	4,940	62,884
TICSA	Santander Banks	MXN	22/03/2021	1.00	TIIE + 4%	7.55%	3,026	-	3,027
TICSA	Bank of America	MXN	4/12/2018	1.00	TIIE + 2.85%	6.80%	1,515	(0)	1,515
<b>Total</b>							<b>25,248,315</b>	<b>330,950</b>	<b>25,579,264</b>

Amounts stated in millions of Colombian pesos

As of September 30, 2021 and 2020, there are the following movements related to credits and loans, and for the effects of presentation, in the cash flow statement, the following items are disclosed: i) attainment of public credits and treasury COP \$1,309,796 and COP \$5,683,773 for 2020; ii) public credit and treasury payments COP \$1,920,945 and \$1,442,501 for 2020; iii) costs of transactions for the issuance of debt instruments, COP \$14,825 and COP \$21,492 for 2020.

Interest paid on loans as of September 30, 2021 was \$822,661 (as of September 30, 2020: \$746,019).

The net loss by exchange difference related to the debt recognized in the period to September 30, 2021 was COP \$887,470 and COP \$1,350,539 for 2020, and the capitalized exchange difference in suitable assets was COP \$195,899.

On the cut-off date, the credits used as an instrument to cover net investments in foreign benefits are CAF, JBIC AND AFD, and 2021 has 373 million USD designated. The exchange difference of the result of the period has been reclassified to another comprehensive result for 2021, COP \$23,800.

The information of bonds issued is as follows:

Subserie	Original Currency	Initial Date	Years	Nominal interest rate	September 30, 2021				Amount awarded							
					IRR	Nominal Value	Amortized Cost Value	Total Amount	Amount awarded to 2020	Amount awarded to 2019	Amount awarded to 2018	Amount awarded to 2017	Amount awarded to 2016	Amount awarded to 2015	Amount awarded to 2014	Amount awarded to 2013
A10a	COP	4/12/2013	10	IPC + 4.52%	9.41%	96,210	150	96,360	96,210	96,210	96,210	96,210	96,210	96,210	96,210	96,210
A10a	COP	20/03/2015	9	IPC + 3.65%	9.25%	130,000	584	130,584	130,000	130,000	130,000	130,000	130,000	130,000	130,000	-
A12a	COP	14/12/2010	12	IPC + 4.2%	9.01%	119,900	213	120,113	119,900	119,900	119,900	119,900	119,900	119,900	119,900	119,900
A12a	COP	29/07/2014	12	IPC + 4.17%	9.03%	125,000	738	125,738	125,000	125,000	125,000	125,000	125,000	125,000	125,000	-
A12a	COP	20/03/2015	12	IPC + 3.92%	8.59%	120,000	-31	119,969	120,000	120,000	120,000	120,000	120,000	120,000	120,000	-
A15a	COP	21/04/2009	15	IPC + 6.24%	10.91%	198,400	4,148	202,548	198,400	198,400	198,400	198,400	198,400	198,400	198,400	198,400
A20a	COP	14/12/2010	20	IPC + 4.94%	9.64%	267,400	257	267,657	267,400	267,400	267,400	267,400	267,400	267,400	267,400	267,400
A20a	COP	4/12/2013	20	IPC + 5.03%	9.86%	229,190	-1,179	228,011	229,190	229,190	229,190	229,190	229,190	229,190	229,190	229,190
A20a	COP	29/07/2014	20	IPC + 4.5%	9.31%	250,000	573	250,573	250,000	250,000	250,000	250,000	250,000	250,000	250,000	-
A20a	COP	20/03/2015	20	IPC + 4.43%	9.06%	260,000	492	260,492	260,000	260,000	260,000	260,000	260,000	260,000	260,000	-
A5a	COP	20/03/2015	5	IPC + 2.72%	0.00%	-	-	-	-	120,000	120,000	120,000	120,000	120,000	120,000	-
A6a	COP	29/07/2014	6	IPC + 3.57%	0.00%	-	-	-	-	125,000	125,000	125,000	125,000	125,000	125,000	-
International bond	COP	31/01/2011	10	8.375%	0.00%	-	-	-	130,822	130,822	1,250,000	1,250,000	1,250,000	1,250,000	1,250,000	1,250,000
International bond	COP	10/09/2014	10	7.625%	7.73%	965,745	1,290	967,035	965,745	965,745	965,745	965,745	965,745	965,745	965,745	-
International bond	COP	8/11/2017	10	8.375%	8.45%	4,165,519	312,884	4,478,403	4,165,519	3,530,000	2,300,000	2,300,000	-	-	-	-
International bond	USD	18/07/2019	10	4.25%	4.39%	3,834,680	8,865	3,843,545	3,432,500	3,277,140	-	-	-	-	-	-
International bond	USD	15/07/2020	11	4.375%	4.60%	2,204,941	-16,642	2,188,299	1,973,687	-	-	-	-	-	-	-
<b>TOTAL BONDS AND SECURITIES ISSUED</b>						<b>12,966,985</b>	<b>312,343</b>	<b>13,279,328</b>	<b>12,464,373</b>	<b>9,944,807</b>	<b>6,556,845</b>	<b>6,556,845</b>	<b>4,256,845</b>	<b>4,256,845</b>	<b>3,626,845</b>	<b>2,161,100</b>

Amounts stated in millions of Colombian pesos, the exchange rate used was the MRR at the closing of the each period.

The detail of the international bonds issued by the Group's subsidiaries is as follows:

#### ENSA:

Type of bond	Original Currency	Initial Date	Years	Nominal interest rate	September 30, 2021				Amount awarded							
					IRR	Nominal Value	Amortized Cost Value	Total Amount	2020	2019	2018	2017	2016	2015	2014	2013
Preferred bonds	USD	13/12/2012	15	4.73%	3.46%	306,774	1,599	308,373	274,600	-	-	-	-	-	-	-
Corporate bonds	USD	1/07/2021	15	3.87%	4.05%	383,468	(2,133)	381,335	-	-	-	-	-	-	-	-
<b>TOTAL</b>						<b>690,242</b>	<b>(534)</b>	<b>689,708</b>	<b>274,600</b>	<b>-</b>	<b>-</b>	<b>-</b>	<b>-</b>	<b>-</b>	<b>-</b>	<b>-</b>

Amounts stated in millions of Colombian pesos, the exchange rate used was the MRR at the closing of the each period.

#### AGUAS DE ANTOFAGASTA:

Type of bond	Original Currency	Initial Date	Years	Nominal interest rate	September 30, 2021				Amount awarded							
					IRR	Nominal Value	Amortized Cost Value	Total Amount	2020	2019	2018	2017	2016	2015	2014	2013
Bonds	CLP	18/12/2020	5	UF + 0.995%	0.20%	142,058	7,059	149,117	140,442	-	-	-	-	-	-	-
Bonds	CLP	18/12/2020	13	UF + 1.4396%	2.01%	284,115	23,529	307,645	280,884	-	-	-	-	-	-	-
Bonds	CLP	14/05/2021	5	UF + 0.995%	0.63%	142,058	5,496	147,553	-	-	-	-	-	-	-	-
Bonds	CLP	14/05/2021	13	UF + 1.4396%	2.51%	426,173	16,868	443,041	-	-	-	-	-	-	-	-
<b>TOTAL</b>						<b>994,404</b>	<b>52,952</b>	<b>1,047,356</b>	<b>421,325</b>	<b>-</b>	<b>-</b>	<b>-</b>	<b>-</b>	<b>-</b>	<b>-</b>	<b>-</b>

Amounts stated in millions of Colombian pesos, the exchange rate used was the MRR at the closing of the each period.

In the third quarter of 2021, EPM Group had the following significant changes related to loans and borrowings:

#### New loans

##### July

- Electrificadora de Santander (ESSA): BBVA for COP \$4,670.
- Empresa de Energía del Quindío S.A. E.S.P. (EDEQ): Banco AV Villas for COP \$21,454.
- Empresa de distribución de energía del noreste de Panamá S.A. (ENSA): Bonds for 100 million USD..

##### September

- EPM Matriz: Long-term BNDES credit for 8.9 million USD (COP \$34,317).
- lectrificadora de Santander (ESSA): Banco Davivienda COP \$14,951.

#### Financial Covenants

The EPM Group has several financial covenants, established in the loan agreements signed with the French Development Agency (AFD), Inter-American Development Bank, Development Bank of Latin America (CAF), National Bank for Economic and Social Development (BNDES), HSBC, Bancolombia, IDB Invest and a guarantee by the Japan Bank for International Cooperation (JBIC). Some of these contracts include the following covenants: Debt/EBITDA LTM, Net debt/EBITDA LTM, EBITDA/financial expenses, EBITDA/Net financial expenses, and Long-term debt/Equity. The contracts with Bancolombia and HSBC include clauses indicating that measurement of the covenant will only be triggered in the event the Company loses its investment grade rating at the international level granted by the Company's credit rating agencies.

Contractually, one of the management structures to avoid defaulting on these types of covenants is the issuance of waivers by creditors.

It should be noted that when the EPM Group exceeds the agreed Debt/EBITDA covenant, it does not cause the direct activation of the declaration of default by the banks, nor of early payment, since this is a contractual action subject to the decision of the bank(s) regarding whether or not to exercise such declaration, in addition to having remedial periods agreed in the contracts to deal with a possible default.

The EPM Group must report compliance with the Long-term Financial Debt/EBITDA indicator to the Japan Bank for International Cooperation (JBIC) quarterly and to the French Development Agency (AFD) semiannually.

EPM Group obtained the required waiver on the Debt/EBITDA covenant for the JBIC loan for the entire fiscal year 2021, and it was additionally established that during this year the Net Debt/ EBITDA covenant will be reported in the same manner as established for other contracts. It should be noted that the company is in compliance with this covenant as of September 2021. Additionally, regarding the AFD loan, talks are in progress to contractually amend the current contractual covenant of Net debt/EBITDA  $\leq 4$  times; to date, AFD and EPM have agreed on the clause to amend the aforementioned covenant by means of an addendum to the loan agreement. These negotiations are underway in view of applicable regulatory requirements, and currently by the Ministry of Public Finance and Credit is pending.

#### Contract management IDB Invest

BID Invest and EPM signed an addendum to the credit agreement that had been signed between both entities on December 29, 2017.



The signing of said addendum, which represents an agreement made by the parties after the contingency at the Ituango Hydroelectric Project had occurred, updated certain contractual elements regarding technical aspects, and also ensures that the environmental and social aspects of the project will continue to be implemented in accordance with best international practices, as has been EPM's practice in the development of projects, among other adjustments.

The addendum does not amend the financial conditions of the loan agreement regarding interest rate or term. The total amount of the loan was established at USD 900 million.

#### Fulfillment:

During the reporting period, the Group has fulfilled all principal and interest payments on its loans.

## Note 15. Provisions, Contingent Liabilities and Contingent Assets

### 15.1. Provisions

The reconciliation of provisions is as follows:

Description	Decommissioning and restoring <sup>(1)</sup>	Lawsuits	Contingent consideration on business combinations	Warranties <sup>(2)</sup>	Other provisions <sup>(3)</sup>	Total
Initial balance	218,800	300,056	155,378	174,318	435,202	1,283,754
Additions	1,250	27,104	-	-	87,071	115,425
Uses (-)	(20,665)	(31,670)	(791)	-	(49,676)	(102,802)
Unused amounts, reversals (-)	(1,014)	(52,201)	(5,341)	-	(9,260)	(67,816)
Effect due to changes in estimates	21,288	3,261	-	38,778	324,686	388,013
Capitalized decommissioning	-	3,429	-	-	-	(3,429)
Exchange rate difference	-	-	524	14,893	-	14,369
Financial restatement	5,439	4,049	1,480	3,206	1,573	15,747
Effect in foreign exchange translation	555	2,168	-	-	29,904	32,627
<b>Final balance</b>	<b>222,224</b>	<b>252,243</b>	<b>165,619</b>	<b>216,302</b>	<b>819,500</b>	<b>1,675,888</b>
Non-current	195,877	62,426	161,354	62,152	693,509	1,175,318
Current	26,347	189,817	4,265	154,150	125,991	500,570
<b>Total</b>	<b>222,224</b>	<b>252,243</b>	<b>165,619</b>	<b>216,302</b>	<b>819,500</b>	<b>1,675,888</b>

Amounts stated in millions of Colombian pesos

As of September 30, 2021, the significant behavior of the Group's provisions is:

- (1) Reduction of COP \$47,813 due to change in the probability of the administrative process with the Consorcio Dragados Porce II, given in pesos and dollars, when the second sentence was issued in favor of EPM.
- (2) Increase of COP \$41,984 for update to the provision, which includes the breach of November 2021 to September 2023 to the Intercolombia transporter for the months following the commissioning of the Ituango project connection structure.
- (3) Increase of COP \$384,298 originating mainly from the technical reserve provision of the Maxseguros branch, product of the combined effect due to the increase of the reserve of the D&O - Directors and Officials - program of the Ituango Hydroelectric Project and the reduction of various accidents in

different validity periods. On the other hand, there is unearned premium for several reinsurance programs signed by the branch, since the policies run from July 1 to June 30 of each year.

### 15.1.1 Dismantling and restoration

The Group is obliged to incur costs for decommissioning or restoring its facilities and assets, in the following events:

- Recall of transformers containing PCBs (Polychlorinated Biphenyls). The Group has committed to the decommissioning of these assets from 2008 to 2026, covered by Resolution 222 of 15 December 2011 of the Ministry of Environment and Sustainable Development and the Stockholm Convention of 22 May 2008. Applies in Colombia, Panama and El Salvador. The provision is recognized at the present value of the expected costs to settle the obligation using estimated cash flows. The main assumptions considered in the calculation of the provision are estimated costs, CPI and fixed rate TES. As of September 30, 2021, the national subsidiaries that contribute to this item are ESSA with \$651, CENS with \$383, EPM with \$293, EDEQ with \$234, CHEC with \$100 and Afinia with \$80 and the international subsidiaries that contribute are DELSUR with \$4,249 and ENSA with \$713.
- Solid waste management utility in Colombia, for the disposal of solid waste by the subsidiary EMVARIAS requires land on which cells or vessels are built for the deposit of solid waste, a landfill, being necessary to restore it through a series of activities aimed at making its closure, decommissioning and post-closure. The obligation begins from the moment the landfill is in optimal conditions for the final disposal activity and goes until the environmental regulatory body, by means of a resolution, decrees the completion of the closure, decommissioning and post-closure stage. This obligation is defined in the RAS 2000 (Technical Regulations on Drinking Water and Basic Sanitation), which establishes the basic criteria and minimum environmental requirements that solid waste management systems must meet in order to mitigate and minimize the impacts of design, construction, commissioning, operation, maintenance, decommissioning, completion, and closure activities. As of September 30, 2021, this item ended at \$21,286.
- Dismantling of the Jepírachi wind farm located in the department of La Guajira, in the towns of Cabo de la Vela and Puerto Bolívar in Colombia, that through CREG resolution 136 of 2020, published in the Official Gazette on July 15, 2020, the restart of operations of the Jepírachi Wind Farm is allowed, until 2023, which led to the activation of the provision for \$9,640. As of September 30, 2021, the provision had a balance for \$18,384.
- In EPM, provision for environmental impact in the construction of infrastructure projects: this arises as a legal obligation derived from the granting of the environmental license to compensate for the loss of biodiversity during the construction phase, as well as compensation for the subtraction of reserve areas, affectation of prohibited species and forest use; obligations that are formalized through resolutions of the ANLA (National Environmental Licensing Authority), CAR - Regional Autonomous Corporation and / or MADS - Ministry of Environment and Sustainable Development. The execution of the biotic environmental compensations of the project extends beyond the time in which the asset begins to operate technically, being necessary to implement the figure of the provision with the intention that these expenditures remain as greater value of the construction in course. The Group has committed to compensate the loss of biodiversity, subtraction and closures from 2016 to 2019 according to the resolutions: Res. 1313/2013 ANLA, Res. 519/2014 ANLA, Res LA. 0882/04/08/2014 ANLA, Res. 1166/2013 MADS, Res. 1852/2013 CAR, Res. 2135/2014 CAR, Resolution 1189/22/07/2104 MADS, Res. 1120907/17-03-2015 CORNARE, Res. 141011206/16-10-2014 CORANTIOQUIA, Res LA. EIA1-9872 21/04/2014 CVS, among others. The provision is recognized for the present value of the expected costs to settle the obligation using estimated cash flows. The main assumptions considered in the calculation of the provision are estimated costs, CPI and TES fixed rate. As of September 30, 2021, the main subsidiaries contributing to this concept are EPM with \$7,604, ESSA with \$1,542 and CENS with \$925.

- Environmental compensation and compulsory investment of 1%: Law 99 of 1993, established the mandatory nature of environmental licensing for the development of any activity that could cause serious damage to renewable natural resources or the environment, or introduce considerable or noticeable modifications to the landscape and depending on the type of activity, the size and location of the project, and assigned the powers in relation to environmental licensing to the National Environmental Licensing Authority, the Regional Autonomous Corporations, or the metropolitan areas.

Article 321 of Law 1955 of 2019 indicates that all holders of an environmental license who have investments pending as of 25 May 2019 may benefit from the percentage increase in the value of the liquidation basis of the compulsory investment of not less than 1%, according to the year of commencement of activities authorized in the environmental license and defined the requirements and procedures to update pending investments and benefit from new terms of execution subject to the approval of the ANLA.

As of September 30, 2021, the EPM Group has obligations of this type amounting to \$66,790 related to the use of water taken directly from natural sources in the current projects in Hidroituango, Porce III, Porce II, and La Sierra. In accordance with the law, the executed values of 1% are Hidroituango for \$50,763, Porce III for \$10,536, Porce II for \$4,974 and La Sierra for \$517.

Additionally, as of September 30, 2021, EPM includes a provision of \$97,738 for environmental contingencies, established by the specific action plan for the recovery of the parties affected by the events of the occluding of the Cauca River diversion tunnel at the Hidroituango project on 28 April 2018; by the closing of floodgates in 2019 that reduced the flow of the river downstream of the project; and by the events that may arise from the pending technical milestones to be reached, typical of the contingency, as well as from the execution of the project itself. During 2021, \$26.621 has been recognized between estimated expense and interest and payments have been made for \$17,431. The balance of the provision as of September 30, 2021 amounted to \$97,738.

The specific action plan for recovery should consider three framework programs:

- Recovery of affected bogs
- Recovery of affected fish fauna
- Re-establishment of the aquatic habitats located in the affected area

These three programs correspond to the environmental component as a response to the identifying of the caused damage, as well as the discretionary actions. Also included are social programs, economic activities, infrastructure, and risk management, among others.

The different actions are to be developed between the municipalities of Valdivia to Nechí, however, if they are identified in the municipalities that are part of La Mojana, will also be the subject of intervention.

### 15.1.2 Lawsuits

This provision covers estimated probable losses related to labor, administrative, civil and tax proceedings (through administrative and government channels) arising from the operations of Group companies. The following are the main assumptions made for calculating the provision: Average CPI for actual data from prior years and forecast data for future years; discount rate calculated based on national government bond yields; estimated amount to be paid; start date and estimated payment date, for litigation cases rated as probable. To date, no evidence has been found on future events that would affect calculation of the provision.

In order to minimize the uncertainty that may arise regarding estimated dates of payment and values to be paid in a lawsuit rated as probable, the companies of the Group that operate in Colombia uses business rules based on statistic studies to obtain the average length of processes per action as well as case law

to estimate the maximum amounts the law defines for the value of the extra-economic or intangible claims when they exceed their amount, as described below:

### Average duration of processes per action

#### Administrative and tax processes

Type of legal action or procedure	Average length (in years)
Abbreviated	4
Petition for compliance	4
Group action	6
Representative actions	4
Conciliation (pre-trial)	2
Partie civile proceedings	4
Contractual (Breach of contract)	13
Survey and demarcation	5
Executive	5
Singular executive	3
Expropriation	4
Comprehensive reparation incident (criminal)	2
Imposition of easements	4
Nullification of administrative acts	5
Nullification and reinstatement of rights	10
Nullification and reinstatement of labour rights	11
Ordinary	7
Ordinary of membership	5
Accusatorial criminal (Law 906 of 2004)	4
Division's lawsuit	4
Protection of consumer rights	6
Police Grievance	3
Right to reclaim	7
Direct compensation	12
Oral	5

## Labor processes

Type of legal action or procedure	Average length (in years)
Labor Solidarity	3.5
Pension	3.5
Extra hours	3.5
Job reinstatement	4
Salary scale equalization	3.5
Unfair dismissal compensation	3.5
Reassessment of social benefits	3.5
Compensation work accident	4
Refund of the health/pension contribution	4

## Application of case law

**Typology:** the values of claims for compensation of extra-patrimonial damages will be recorded according to the following typology:

- Non-material damage.
- Damage to health (physiological or biological damage), from a physical or psychophysical injury.
- Damage to relationship life.
- Damage to constitutional and conventional property.

The values of other extra-matrimonial claims not recognized by the jurisprudence will not be recorded, unless it can be inferred from the claim that, despite its name, it corresponds to one of the accepted typologies. Nor shall claims for extra-patrimonial compensation for damage to property be recorded.

**Quantification:** The amounts of extra-patrimonial damage claims will be recorded uniformly as follows, regardless of its typology:

Direct victim compensation	100 Monthly Minimum Legal Wage Enforced (MMLWE)
Indirect victim compensation	50 Monthly Minimum Legal Wage Enforced (MMLWE)

- **For subsidiaries in Chile:** Regarding to the probable payment date of the trials, the type of process and the previous cases are taken into consideration. In this sense, the labor process, being oral and only two hearings, has a maximum duration of six months, except in specific cases where there are problems in notifying the lawsuit. In civil processes since are lengthy processes and the instances available may take at least two years, the estimated time for the lawsuits currently being processed by the subsidiary Aguas de Antofagasta S.A., considering their state of progress, should be until 2023.

**Amounts:** to determine the amount of the judgments, first the amount of the claim by the plaintiff is considered, for applying case law in that regard is unfeasible, the amounts will vary depending on the Court and the cause to ask.

Additionally, in civil trials, the amounts of the indemnities will depend on the court that dictates it, given that Chile possesses no case-law-system. What a civil judge cannot do and less the appellate and supreme court, is to confer figures greater than plaintiffs' demands.

- **For subsidiaries in Panama:** regarding the estimated date of payment, each case is evaluated in a particular way with external legal advisors, for which the average duration of similar processes is taken into consideration.

**Amounts:** estimated amounts to pay for a lawsuit is determined based on the amount of the plaintiff claim and an analysis of the specific condition that motivates the claim in order to determine the recognition of a possible loss. For this we use the appreciation of external legal advisors of each company and in certain cases with the support of insurance advisors in case of requiring an actuarial valuation.

- **For subsidiaries in El Salvador:** the estimated date of payment for administrative or judicial proceedings is assessed based on the average length for the resolution of similar processes, obtained from statistical data over the 20 years of operation of the subsidiaries.

**Amounts:** estimate amounts of lawsuits are determined based on the amount of the initial claim filed against the company.

Detail for each type of process is as follows:

Company	Third party (plaintiff)	Complaint	Amount
EPM	Oscar Elias Arboleda Lopera	It includes 173 plaintiffs who worked for EADE, and state that in the dissolution and liquidation of said company there was an employer substitution with EPM, which obligates it to all labor claims.	107,965
	Several labor.	140 processes with an average of \$111 and an amount of less than \$1,017.	15,522
	Valle del Cauca Department	By way of reestablishment of rights, the Department of Valle del Cauca is ordered to return the amounts withheld in respect of Stamps for Pro-Public University Hospitals and Pro-Universities of Valle del Cauca with the respective interest.	8,299
	Fiduciaria Colpatria S.A.	Librar mandamiento de pago en contra de EPM y a favor de Fiduciaria Colpatria S.A. actuando como vocera del Patrimonio Autónomo FC - Enertotal.	6,435
	Various administrative	24 processes with an average of \$257 and an amount of less than \$1,094.	6,172
	Municipio de Yumbo (Valle)	Industry and commerce and its complementary signs and boards and public lighting.	5,273

Company	Third party (plaintiff)	Complaint	Amount
	John Walter Jaramillo	That the plaintiffs be reinstated in the same position or trade or another of equal or higher category that they had been performing, and that consequently, as compensation, all salaries and legal social benefits foregone should be paid, in addition to all contributions made to the Integral Social Security System.	4,371
	Oscar Elías Arboleda Lopera	Declare the nullity of the dismissal, with their respective salaries and their increases, social benefits until he/she is effectively reinstated.	3,362
	Several prosecutors	12 processes with an average of \$216 and an amount of less than \$5,273.	2,587
	General Fire Control Ltda.	To declare the nullity of the Communications subscribed by EPM, whereby the fines imposed, as of 07/04/2011 at USD 153,957.00, at 03/09/2009 for non-compliance in the delivery term, for US\$263,368.60, based on numeral 5.13 Conditions of the Contracting Process No. 029158, and on the occasion of the execution of Contract No. 29990329557, are updated.	2,320
	Unión Temporal Energía Solar S.A. y Estructuras Arbi Ltda.	Declare that the bid submitted by the plaintiffs to bid No. ES-2043-GI summoned by EPM, was legally apt to be taken into account at the time of awarding the respective contract of bid No. ES-2043- GI.	2,067

Company	Third party (plaintiff)	Complaint	Amount
	Construcciones Pico y Pala Ltda.	That resolutions 95070 of 04/05/1999, issued by EPM, whereby it unilaterally liquidated contract 1/DJ-682/15 executed between EPM and Consorcio Trainco S.A. and 113701 of 03/15/2000, also issued by EPM, whereby it negatively resolved the appeal for reconsideration filed against resolution 95070 of 04/05/1999, are null and void.	1,944
	Humberto Hernando Gómez Franco	To declare EPM administratively and patrimonially liable for the injuries suffered by Mr. Humberto Hernando Gómez Franco, when he was electrocuted by high voltage cables owned by the defendant entity, on 10/23/2013, in the La Playa farm owned by Mr. Antonio Lopera, located in the La Virgen sector, in the Hoyorrico Village, jurisdiction of the Municipality of Santa Rosa de Osos.	1,774
	Francisco Javier Muñoz Usman	Decree the nullity of the conciliation agreement signed due to a defect in consent and consequently order the reestablishment of the employment contract, the reinstatement, the payment of all salaries and benefits foregone, as well as the payment of social security contributions from the time of dismissal until the plaintiff is effectively reinstated.	1,746
	General Fire Control Ltda.	That EPM be ordered to pay the material damages, consequential damages and loss of profits that were caused, with the non-recognition and payment of the claimed concepts in accordance with what is proven in the process, amount that must be updated in its value in accordance with the provisions of article 178 of the C.C.A. That EPM be ordered to pay the costs. That the judgment that puts an end to the process shall be complied with in accordance with the terms of Articles 176 and 177 of the C.C.A	1,719



Company	Third party (plaintiff)	Complaint	Amount
	Carlos Olimpo Cardona	Request for reinstatement, salaries and social benefits	1,363
	Seguros del Estado S.A.	That in the event that the Policy has been enforced, EPM be ordered to reimburse the insurer the amount paid for the indemnity, duly updated. USD285,000	1,348
	Accesorios y Sistemas S.A.	To declare the nullity of resolution 3077 of 11/12/200, issued by the General Manager of EPM, by means of which it was resolved to declare the realization of the risk of quality and correct operation of the vehicles object of contract 090321557.	1,301
	EP Rio	EP Rio PPA Balance Charge	1,195
	Consultel Ltda.	To declare EPM responsible for the breach of Contract No: 299901-26731, whose object is "Construction of internal and external gas networks and connection of clients to EPM's natural gas distribution system in the Aburrá Valley and its related works and activities".	1,184
	Trainco S.A.	Declare the nullity of resolutions 161052 of 05/03/2001, issued by EPM, whereby it unilaterally liquidated contract 2101870 executed between EPM and Trainco S.A. and 178702 of 07/06/2001.	1,136
	Omar Augusto Lugo Hoyos	Decree the nullity of the conciliation agreement signed due to a defect in consent and consequently order the reestablishment of the employment contract, the reinstatement, the payment of all salaries and benefits foregone, as well as the payment of social	1,100

Company	Third party (plaintiff)	Complaint	Amount
		security contributions from the time of dismissal until the plaintiff is effectively reinstated.	
	Didier De Jesús Restrepo Montoya	The plaintiffs claim payment of moral damages allegedly caused by the eviction of their homes installed on a property owned by EPM for the construction of the Porce III Hydroelectric Project, which were subject to eviction ordered by the Mayor's Office of the Municipality of Anorí.	1,095
	Hernando Díaz Correa	Claim for industrial accident	1,018
	General Fire Control Ltda.	That EPM be ordered to pay the material damages, consequential damages and loss of profits that were caused, with the non-recognition and payment of the claimed concepts in accordance with what is proven in the process, amount that must be updated in its value in accordance with the provisions of article 178 of the C.C.A. That EPM be ordered to pay the costs. That the judgment that puts an end to the process shall be complied with in accordance with the terms of Articles 176 and 177 of the C.C.A	904
	Payments made in July 2021	Labor lawsuit payment, July 2021	-18
	Payments made in September 2021	Lawsuits paid in September. An administrative suit for COP \$6,632, and a labor suit for COP \$500.	-7,132
<b>Total EPM</b>			<b>176,050</b>
<b>Aguas de Antofagasta S.A.</b>	Superintendence of Sanitation Services	Sanctioning expedient SISS / 2021-400-300-250-150 UTA	7,950
	Superintendence of Sanitation Services	Sanctioning expedient SISS/2020 - 500-450-350-300-200-150 UTA	7,644
	Maritime Authority	12.050/272 43.000 pesos oro - 12.050/201 40.000 pesos oro - 12.050/73 30.000 pesos oro	4,418
	Sociedad de profesionales LASERMED / Aguas de Antofagasta S.A.	C-3934-2020 - \$300.000.000	1,419
	Morales and others	7813/21-7 - 200.000.000	958
	Díaz con ADASA	C-239-2020 - \$200.000.000	947

Company	Third party (plaintiff)	Complaint	Amount
	Sierra Gorda Municipality whit ADASA	C-2883-2020 - \$140.000.000	663
	Constructora e Inmobiliaria CRC Ltda / Econssa Chile S.A.	C-4568-2016 - \$40.000.000	190
	Castillo whit ADASA	C-87-2020 - \$30.000.000	142
	Ramirez / Ayprev SPA	O-183-2020 -\$6.000.000	29
	General Waters Directorate	FO-0203-299 - 100 UTM	25
<b>Total Aguas de Antofagasta S.A.</b>			<b>24,385</b>
CHEC	Norma Cecilia Osorio Montoya and others	Material and moral damages	8,253
	Jairo Castaño Hoyos and others	Loss of profits/Material and moral damages	4,875
	Abel Patiño Ramirez and others	Permanent per diems - social security contributions	2,764
	José Anibal Acevedo and others	Reinstatement to the position, indemnity for unfair dismissal, recalculate mandatory benefits and late payment penalties.	1,735
	Luis Alberto Merchán Gómez and others	Emerging Damage	652
	Alba Lucía Saldarriaga Toro	Material damage	492
	Hernando de Jesús Ocampo Jiménez and others	Contract reality/Cuota part pensional	486
	María Noralba Flórez Arias	I pay 100% pension allowance	372
	Néstor Hernández Morales and others	Pension Substitution	327
	José Omar Valencia Rendón and others	Conventional retirement	98
	Raúl Pérez Gómez and others	Pension repayment	96
	Amparo Lozano Sanz and others	Recognition 100% Allowance 14	78
<b>Total CHEC</b>			<b>20,228</b>

Company	Third party (plaintiff)	Complaint	Amount
CENS	Elsa Reyes De Buitrago and others	Indexation of the first pension allowance, in their condition as pensioners and/or pension substitutes to all the plaintiffs and to cancel the interest at the maximum legal rate contemplated in Article 141 of Law 100 of 1993.	3,708
	José Francisco Arango Bautista and others	Material damages/moral damages/damage to life in relationship.	1,633
	Carlos Omar Rincón Carrillo	The claim is for the recognition and payment of the transportation allowance deducted by the contractor, expenses incurred for the maintenance of work tools, social benefits, vacations, and moratorium indemnities for the payment of the liquidation upon termination of the labor contract, together with the costs of the proceeding.	1,458
	Jesús Efraín Ibarra Ochoa	Declare the pension compatibility between the retirement pension recognized by CENS and the old age pension recognized by the ISS, now Colpensiones	1,342
	William Alexis Ramírez	Cesar in the collection of public lighting from the municipality of Cúcuta, reimbursement of the balances for public lighting to the municipality, payment of contractual and extracontractual damages. Claim: \$928,023,004.78 Incentive: 15% of the amount recovered by the Municipality.	1,192
	Other labor proceedings, with a value of less than \$250 million	Other labor processes (24), with amounts less than \$ 250 million.	1,135
	Ermelina Pérez De Rivera	To declare that CENS has the obligation to continue paying the totality of the health contributions and to continue paying 12% of the pension allowance; as well as to reimburse the contributions not paid since the date of the compatibility of the pension, indexing them, plus moratory interest.	716

Company	Third party (plaintiff)	Complaint	Amount
	Yesid Jaimes	Pension readjustment according to art. 1 of Law 71 of 1988 and not to those established in art. 14 of Law 100 of 1993, retroactive payment of the sums not paid, the respective indexation and interest for late payment according to art. 141 of Law 100 of 1993.	573
	Ana Victoria Rivera Mantilla	Refund 12% of pensioners' health contributions	515
	José Herlin Velandia Rojas and others	Recognize the bargaining agreement benefits set out in articles 20, 21, 26, 36 in the same manner as for workers who were hired by the company before February 1, 2004; late payment indemnity pursuant to Article 99 of Law 50/1990, legal expenses, indexation and additional claims	385
	Richard Arcenio Rodríguez Camargo and others	Declare that the claimants' time of service as SENA apprentices at CENS be taken into account for all effects as the date on which they began to work as indefinite term contractor workers in accordance with the provisions of the collective bargaining agreement, as well as declare that the company has neglected to fully comply with the provisions of said bargaining agreement, and to recognize and pay the claimants all the corresponding labor obligations.	374
	Bersaline Ortiz Llárez	It requires compensation for the loss of the possibility of performing virtual activities, which, although they do not produce patrimonial yield, make existence pleasant. As a consequence of the above, payment must be made for the pain, grief, suffering and sadness produced by the action that gave rise to the liability, appraised at 100 SMLMV.	346
<b>Total CENS</b>			<b>13,377</b>

Company	Third party (plaintiff)	Complaint	Amount
Aguas Nacionales	Wilber Leibin Castillo Borja and others	Declare the company's liability for the death of the plaintiff's wife, allegedly caused by a traffic accident in a rainwater collection grate.	2,734
	Jesús Enrique Acevedo Ruíz	Call in guarantee: Reality contract. Payment of salaries and legal and extralegal social security and social security benefits, legal and moratorium indemnities, monetary correction, extra and ultra petita condemnation and payment of procedural costs	1,396
	Alberto Guerrero Castro	Reimbursement of salaries, benefits and social security, moratorium indemnification	865
	Fray Noe Betancurt Taborda	Solidarity, reinstatement for labor stability reinforced by health, indemnity law 361 of 1997 and moratorium indemnity, payment of social benefits.	250
	Natalia López Montoya	"The existence of the labor relationship, payment of salaries, social benefits, indemnity, moratorium sanction of article 65 CST be declared.	21
<b>Total Aguas Nacionales</b>			<b>5,266</b>
ESSA	Mary Consuelo Abaunza Salazar and others	Condenar a la Electricadora de Santander S.A. E.S.P. a responder patrimonialmente por el pago de los perjuicios patrimoniales y extra patrimoniales adeudados por causa de la muerte de trabajadores que pierden la vida en accidente de trabajo.	1,458
	Gloria Edilse Gámez	Declare ESSA administratively liable for the death of Omar Méndez Lozano and order it to pay moral and material damages.	1,154
	Osmel Rodríguez and others	Lawsuit for work accident	745
	Johana Andrea Granados Olarte and others	Declare ESSA responsible, administratively and contractually, for the damages, moral and material damages caused to the plaintiffs, in addition to the payment for lost profits.	597

Company	Third party (plaintiff)	Complaint	Amount
	María Yasmina Sanabria Mejía and others	Declare ESSA and others administratively and non-contractual liable for the damages caused to the plaintiff, due to an indiscriminate felling of trees that caused erosion and invasion of private property	453
	Gerardo Vargas Barón	Lawsuit for a disability pension of common origin and for the concept of aid for hospitalization enshrined in article 37 of the Collective Bargaining Agreement signed between ESSA and Sintraelecol, as an ESSA worker and affiliated with Sintraelecol.	445
<b>Total ESSA</b>			<b>4,852</b>
<b>ELEKTRA NORESTE S.A.</b>	Alex Montenegro and others	Civil Process - La Toscana residents	1,132
	ASEP	Civil lawsuit against Res.12581	575
	Aristides Contreras and others	Suit against ENSA for solidarity for the payment of acquired rights	575
<b>Total ELEKTRA NORESTE S.A.</b>			<b>2,282</b>
<b>EMVARIAS</b>	Bladimir Valencia Salazar and others	Contract reality	945
	Liz Norma Bedoya Molina and others	Request for conventional retirement pension and salary equalization.	782
	Luz Marleny Rojo Zapata and others	Retirement pension, survivor's pension, penalty and pension bond.	171
	Norma Lucía Agudelo Sánchez and others	Pension Substitution	82
	Pedro Nel Rendón Morales and others	Retirement pension, survivor's pension, penalty and pension bond.	78
	Miguel Ángel Bermúdez Roldán and others	Labor Solidarity (Coomultreevv)	75
	Jesús Antonio Murillo and others	Substitute indemnity or refund of balances	63
	Rubén Darío Escobar Sánchez	Nullification and reestablishment of labour rights	10
<b>Total EMVARIAS</b>			<b>2,206</b>
<b>AFINIA</b>	Javier Alfonso Osorio Cuadro and others	Action for reinstatement	1,278

Company	Third party (plaintiff)	Complaint	Amount
	Martha Pareja Medina	salary equalization	280
	Julio Cesar Vergara Contreras	Reliquidation of benefits	245
	Hermes Ballesteros Pupo	Job relocation	141
	Carmen Inés Yanez Ortíz	Nullity of affiliation Pension System	128
	Gloria Muñoz Escorcía	Triple disability payment Bolivar	96
	Glayder Barrios Pontón and others	Disability payment	20
	Julio Cesar Vergara Contreras	Indemnification for Atep	12
	Julio Cesar Vergara Contreras	Invalidity of 2006 agreement: salary increase	4
<b>Total CARIBE MAR</b>			<b>2,204</b>
	Inversiones Tunari, S.A. de C.V. y otros	Claim for damaged appliances	465
	SIGET	Claim for tax misclassification	348
	Various customers	Cobros fuera de tarifa autorizada	327
	Alcaldía Municipal de San Salvador and others	Pole installation tax claims	60
<b>Total DELSUR</b>			<b>1,200</b>
<b>HIDROE</b>	TM Consulting Engineering, S.A.	Civil Process presented by TM Consulting Engineering. S.A., for damages and harm due to foregone income.	154
<b>Total HIDROE</b>			<b>154</b>
<b>AGURAB</b>	HLB FAST&ABS Auditores LTDA.	That Regional de Occidente S.A. E.S.P. be declared liable for the pecuniary damage caused to the plaintiff due to the omission in the payment of the services rendered until September 2010 / That the payment of default interest be ordered.	39
<b>Total AGURAB</b>			<b>39</b>
<b>Total recognised lawsuits</b>			<b>252,243</b>

Amounts stated in millions of Colombian pesos

### 15.1.3 Contingent consideration - on business combination

Corresponds to contingent considerations related to the acquisition of the subsidiaries Espiritu Santo Energy S. de R.L. and Empresas Varias de Medellín S.A. E.S.P. - EMVARIAS. The balance as of September 30, 2021 amounted to \$153,250 and \$12,370, respectively, for a total provision in the Group of \$165,620.



The main assumptions considered in the calculation of the contingent consideration related to the acquisition of Espiritu Santo are: the estimated date of occurrence of the milestones associated with the contingent payment, the associated probability of occurrence and additionally, the discount of the payment flows was considered by applying a discount rate (LIBOR rate) in accordance with the risk of the liability. To date, no future events that could affect the calculation of the provision have been evidenced.

The main assumption used in the future events of the contingent consideration related to the acquisition of EMVARIAS are: ongoing lawsuits against EMVARIAS at the date of the transaction, definition of the year of materialization of each lawsuit, definition of the related amount to each of the disputes, estimate of future contingent outlays related to the estimated lawsuits for each year and discount rate (TES fixed rate) to discount future contingent expense flows. To date, there have been no future events that could affect the calculation of the provision.

#### 15.1.4 Warranties

Balance of a provision for \$216,302 due to breach in fulfillment from November 2021 to September 2023 to the transportation firm Intercolombia for the months following the start-up of the Ituango Project connection infrastructure. During 2021, \$41,984 has been recognized for estimated expense and interest, and no payments have been made on this item. The balance of the provision at September 30, 2021 is \$216,302.

#### 15.1.5 Other provisions

The Group's subsidiaries that contribute to other provisions are:

EPM in Colombia: includes the detail of the following provisions: a) for events focused on the quality of life of employees and their families, such as: employer policy, multiplier points, *Somos* program, technical reserve and provision for high cost and catastrophic illness; b) provisions regarding environmental sanctioning procedures and sanctions imposed by the competent authorities; c) provisions related to the contingency of the Hidroituango project; d) union contribution.

The main assumptions considered for the calculation of each type of provisions are:

**Employer policy:** Awarded to EPM workers as an extralegal benefit. An aggregate deductible was contracted from July 1, 2020 to June 30, 2022, for \$4,100 The main assumptions considered in the calculation for each type of provision are fixed rate TES discount rate, estimated value to be paid and estimated date of payment. To date, no future events that could affect the calculation of the provision have been evidenced. The balance of the provision as of September 30, 2021 amounts to \$9,590.

**Somos Program:** works under the point accumulation modality. According to the behavior of the statistics the points are counted with a probability of 80% of redemption. The balance of the provision as of September 30, 2021 amounts to \$101.

**Technical reserve:** Related to the Medical and Dental Service Unit of EPM, as specified in article 7 of Decree 2702/2014, the purpose of which is to maintain adequate reserves to assure payment of healthcare service benefits to the Social Security Healthcare System. This reserve includes both healthcare services already known by the entity, and those that have occurred but are not yet known, that form part of the mandatory health insurance plan and supplementary plans, as well as paid sick leave for general diseases. The basis for calculating the reserve is that corresponding to all service authorizations issued and which on the cut-off date have not been redeemed, except those corresponding to authorizations with more than twelve months of issue or those which, at least four months after they have been issued, are known not to have been used. The balance of the provision as of September 30, 2021 amounts to \$15,917.

**High cost and catastrophic illness:** The basis for calculating this provision is that corresponding to the analysis of the entire population of members and beneficiaries of the Adapted Health Entity (EAS) of EPM, who suffer from any of the authorized pathologies. The balance of the provision as of September 30, 2021 amounts to \$23,200.

For the other provisions described, the main assumptions considered in the measurement are estimated life expectancy, estimated payment date, estimated payment value, discount rate calculated with reference to market yields of bonds issued by the National Government.

**Union contribution:** In 2018, negotiations on a collective bargaining agreement took place between EPM and the UNIGEEP trade union; since the parties were unable to reach an agreement to sign a Collective Bargaining Agreement, the process was submitted to an Arbitration Tribunal, pursuant to the provisions of the Substantive Labor Code. Subsequently, in February 2020 said Tribunal issued an Arbitration Award ordering EPM to pay \$150 as union contribution, in installments of \$75 for each year of the term (2020-2021). To date, this decision is being reviewed by the Supreme Court of Justice, and consequently the order has not been fulfilled. Given the uncertainty as to the date of the court's ruling and the probability that notice will be issued in 2021, a provision is established on this item, in the event the decision is unfavorable to EPM. At September 30, 2021, the balance of the provision is \$150.

**Sanctions:**

As of September 30, 2021, the Group has a balance for \$1,216 regarding to penalties imposed by the Superintendence of Residential Public Utilities (SSPD) for exceeding the limits of the ITAD (Quarterly Index of Discontinuity), with respect to the historical average and above the range of indifference. This indicator measures the amount of non-transmitted electricity. The company that to date contributes to the balance of this provision is EPM, since the subsidiaries EDEQ, CENS, CHEC and ESSA have already made their respective payments to the SSPD in March and June 2021.

**Ituango contingency:**

- In EPM, provision for \$43,075 for the Contingency of the Hidroituango Project that caused the rising of the waters of the Cauca River as a consequence of the blockage that the project had on April 28, 2018. This provision covers the care of the affected people of Puerto Valdivia, for compensation of emergent damage, lost profit, moral damage and reparation to the community infrastructure. During 2021, the provision is adjusted by \$-1,126 as recovery income, as financial expense for \$749 and payments have been made in the amount of \$2,533. As of 30 September 2021, the balance of the provision amounts to \$43,075.
- In EPM, provision recognized for \$1,689 for the attention of the affected families and evacuated; the maintenance of shelters and the payment of economic support, due to the situation generated by the declaration of the red alert for the evacuation of the populations located downstream of the dam, as a result of the clogging of the Auxiliary Deviation Gallery - GAD on April 28, 2018, which consequently caused the contingency of the Ituango Hydroelectric Project. During 2021, \$-2,376 has been recognized between estimated expense and interest and payments have been made for \$1,655. As of September 30, 2021, the balance of the provision amounts to \$5,481.

Aguas Nacionales in Medellín - Colombia: includes provision for disputes brought by the HHA consortia of a contractual, non-judicial nature. The HHA Consortium is responsible for the construction of the Wastewater Treatment Plant in Bello and the points under discussion relate to time, design engineering and financial issues. The main assumptions considered in the calculation for each type of provision are the same as those applied to lawsuits provision. The balance of the provision as of September 30, 2021 amounts to \$8,831.

CENS - Norte de Santander - Colombia: includes provision for expected losses on construction contracts. The balance of the provision as of September 30, 2021 amounts to \$23.

ADASA in Chile: includes the provision related to the return of the working capital existing at the end of the concession term of the Sanitary Concession Transfer Agreement, signed between the Company and Econssa Chile S.A. The balance of the provision as of September 30, 2021 amounts to \$31,799.

ENSA in Panama: includes the provision related to compensation to customers for non-compliance with service quality standards, which are regulated by the National Public Services Authority of Panama (ASEP). The balance of the provision as of September 30, 2021 amounts to \$46,996.

TICSA in Mexico: includes provisions related to: contractual obligations, electricity expenses and other expenses related to plant construction projects. The balance of the provision as of September 30, 2021 amounts to \$5,468.

DELSUR in El Salvador: includes provision related to customer claims for improper collections, voltage variations, damage to electrical appliances, among others. The balance of the provision as of September 30, 2021 amounts to \$2,045.

PROMOBILIARIA effective administrative branch in Colombia: includes provision related to the rental fee of the properties of the EPM Building, which is suspended due to the pandemic. As of September 30, 2021, the provisional wage is COP \$2.

### 15.1.6 Estimated payments

The estimate of the dates on which the Group may have to disburse payments related to contingent liabilities included in the consolidated statement of financial position at the cut-off date, is the following:

Estimated payments	Decommissioning or environmental restoration	Lawsuits	Business combination	Warranties	Other provisions	Total
To One year	34,420	50,773	5,056	26,773	53,621	170,643
To Two-year	116,790	163,756	831	153,119	36,243	470,739
To Three years	20,472	12,362	1,121	36,409	4,253	74,617
To four or more years	52,087	45,324	158,611	-	9,628	265,650
<b>Total</b>	<b>223,769</b>	<b>272,215</b>	<b>165,619</b>	<b>216,301</b>	<b>103,745</b>	<b>981,649</b>

*Amounts stated in millions of Colombian pesos*

### 15.2. Insurance technical reserves

Technical reserves associated with insurance contract obligations for material damages, extra-contractual civil liability, fidelity and financial risk, directors and officers, errors and omissions and cybernetic risk programs are described below:

Insurance technical reserves	September 30, 2021	December 31, 2020
Loss reserves payable	446,024	118,748
Reserve for unreported incurred losses	80,192	71,782
Unearned premium reserve	94,777	50,647
<b>Total</b>	<b>620,993</b>	<b>241,177</b>

*Amounts stated in millions of Colombian pesos*

Movement of Insurance Technical Reserves is as follows:

September 30, 2021	Initial balance	Adjustments in technical reserves	Final balance
Loss reserves payable	118,748	327,276	446,024
Reserve for unreported incurred losses	71,782	8,410	80,192
Unearned premium reserve	50,647	44,130	94,777
<b>Total</b>	<b>241,177</b>	<b>379,816</b>	<b>620,993</b>

*Amounts stated in millions of Colombian pesos*

December 31, 2020	Initial balance	Adjustments in technical reserves	Final balance
Loss reserves payable	93,613	25,135	118,748
Reserve for unreported incurred losses	68,729	3,053	71,782
Unearned premium reserve	39,748	10,899	50,647
<b>Total</b>	<b>202,090</b>	<b>39,087</b>	<b>241,177</b>

*Amounts stated in millions of Colombian pesos*

### 15.3. Contingent liabilities and contingent assets

The breakdown of contingent liabilities and contingent assets, which are not recognized in the financial statements, is as follows:

Type of contingency	Contingent liabilities	Contingent assets
Litigation	1,575,057	58,525
Warranties	259,076	-
Other	443,869	-
<b>Total</b>	<b>2,278,002</b>	<b>58,525</b>

*Amounts stated in millions of Colombian pesos*

The Group has disputes or proceedings currently pending before courts, administrative bodies and arbitrators.

The main pending lawsuits and judicial and extrajudicial disputes to which the Group is party as of the court date are indicated below:

### 15.3.1 Contingent liabilities

Regarding the uncertainty of the estimated payment date and the estimated value payable, the same business rules indicated in note 15.1.2 Lawsuits apply to contingent liabilities.

Empresa	Third party (plaintiff)	Complaint	Amount
EPM	Various administrative	698 Litigations under \$2,077 with an average of \$488.	340,591
	ISAGEN S.A. E.S.P.	Condemn EPM to indemnify ISAGEN for the damages it suffered as a consequence of the fire and the consequent unavailability of the Guatapé Power Plant.	301,180
	Villa Esperanza Neighborhood	Immaterial damage in the amount of 100 SMLMV for each of the members of the group, that is, for one thousand two hundred and ninety-six (1296) persons, which in total is equivalent to One hundred and thirteen thousand seven hundred and sixty-three million one hundred and thirty-nine thousand two hundred pesos (\$113,763,139,200). Material damage by way of consequential damage for the destruction of each one of the houses, calculated in an individual value per house of five million pesos (\$5,000,000), which in total amounts to 377, for a total of one thousand eight hundred eighty-five million pesos (\$1,885,000,000).	102,067
	Consorcio CCC Ituango	DECLARE that the Plaintiffs built the GAD according to the detailed plans and designs and the Technical Construction Specifications, and to the satisfaction of EPM, that the contingency that occurred in the project from April 28, 2018 cannot be attributed to a breach of the contract, nor any other breach, by the Plaintiffs; and, that they are not responsible for the contingency that occurred in the Project from April 28, 2018, nor for the detailed plans and designs required for the construction of the Project, nor for the operation of the works delivered to EPM. The Plaintiffs built the GAD in accordance with the detailed plans and designs delivered by EPM, the Technical Construction Specifications, and the instructions and requirements of EPM and the Auditor. They request that the Defendant pay the Consortium the sum of COP 70,000,000,000 as an incentive for the execution of the accelerated works program and to reimburse the Plaintiffs the eventual	71,048

Empresa	Third party (plaintiff)	Complaint	Amount
		sums that they are obligated to pay for decisions made in indemnifying actions promoted by third parties presumably affected by the Contingency... 22 claims in total.	
	Aura De Jesús Salazar Mazo	Collective right approximately 113 people each claiming \$1,133,400 for Consolidated Loss of Profit and \$78,753,854 for Future Loss of Profit, for destroying, interrupting and cutting the ancestral bridle paths that lead from the Alto Chiri trail in the municipality of Briceño to the Valle de Toledo township. They request 100 SMLMV for damage to the mining activity; and for moral damages, which they appraise at an equivalent of 200 SMLMV for each of the persons in the group, approximately 113.	74,499
	Roger Alberto Gil Barragán	Recognize material and moral damages to each member of the “ASOBAPEBEL” group, who are one hundred ninety-three (193), for the wrongful acts and the violation of fundamental rights such as decent livelihoods, minimum subsistence, decent housing, work, food security and for the destruction of their livelihoods, their displacement from their territory and the wrongful psychological and physical transformation of their lives, charged with causing exceptional risk due to the damages produced by the emergency on the Hidroitungo project.	32,404
	Luis Fernando Anchico Indaburo	To declare EPM administratively liable, as the cause of the antijudicial damage by having destroyed the fishery resource of the Montecristo marsh complex, which is due to the construction of the IHP (Ituango Hydroelectric Project); that a minimum wage be recognized and paid for each family nucleus from February 2019 until the judgment is rendered and the recognition of a future loss of earnings that goes from the time of the judgment until the probable period of life of each one of the plaintiffs.	31,762

Empresa	Third party (plaintiff)	Complaint	Amount
	Guzmán Bayona e Hijos S EN C	Declare the Mining and Energy Planning Unit (UPME, for the Spanish original) and Empresas Públicas de Medellín E.S.P. financially, extracontractually and jointly liable for de facto acts incurred by awarding and installing electric cable towers above a mining concession area without having previously obtained administrative or legal authorization to affect the acquired rights	25,366
	Maikol Arenales Chaves	Declare EPM administratively responsible, as the cause of the anti-legal damage by having destroyed the fishing resource of the Montecristo marshes complex, which is due to the construction of the PHI (Ituango Hydroelectric Project); that a minimum wage be recognized and paid for each family nucleus from February 2019 until the sentence is issued and the recognition of a future loss of profit that goes from the moment of the sentence until the probable life span of each of the plaintiffs.	23,704
	Javier Maure Rojas	Declare EPM administratively liable as the cause of the antijudicial damage for having destroyed the fishery resource of the Montecristo marsh complex, which is due to the construction of the IHP (Ituango Hydroelectric Project) and request the recognition and payment of a minimum wage for each family nucleus from February 2019 until the judgment is rendered, this is called by the plaintiffs as consolidated loss of profits.	19,996
	Obras Civiles E Inmobiliarias S.A - Oceisa	Declare that EPM's failure to comply with the main obligation to deliver studies and designs prevented OCEISA from executing the contract and that it is not contractually liable for those portions of the work that could not be executed by third parties due to events beyond the control of the parties that prevented the normal execution of the contract.	16,799
	Misc. Labor	160 Litigation under \$861 with an average of \$81.	13,032
	Unión Temporal Nueva Esperanza	To declare EPM in breach of contract and that it created an imbalance in Contract CT-2013-000641, whose purpose was to perform the construction works and electromechanical assembly of the 230 kV Guavio - Nueva Esperanza transmission lines and related reconfiguration of Paraíso -	11,506

Empresa	Third party (plaintiff)	Complaint	Amount
		Nueva Esperanza - Circo and Paraíso - Nueva Esperanza - San Mateo.	
	Rodrigo Antonio Muñoz Arenas	Declare extra-contractual property liability of the State for the deficiencies or omissions by the defendants, on failing to measure the danger, threat, and damage which would have occurred with the indiscriminate logging, with the unforeseen circumstances to which the Empresas Públicas de Medellín did not pay attention and felt self-sufficient, knowing that the communities in the area of influence of the reservoir had raised their voice against the indiscriminate felling. They attribute the changes in the behavior of the river and the landslides in the area to this. Declare that the defendant is extra-contractually responsible for the damages caused to the group. Order the defendants, for the emerging damage, pay the plaintiffs and the affected members of the group the sums corresponding to the vital minimum foregone during the time of the emergency, liquidated for family groups on the date that the group's action was filed FOUR BILLION THREE HUNDRED SEVEN MILLION ONE HUNDRED THREE THOUSAND TWO HUNDRED COLOMBIAN PESOS (COP \$4,307,103,200.00)	10,991
	Dayron Alberto Mejía Zapata	Material Damages: Lost Profits: that are calculated at COP \$569,000.923, a sum that must be updated according to the evidence; Moral Damage: estimated at 100 current legal monthly minimum wage; Damages to health: estimated at 100 current legal monthly minimum wage; Damage to Constitutional Goods: estimated at 100 current legal monthly minimum wage. This is all for each of the shareholders, or in their absence, the maximum awarded by the jurisprudence in similar cases, for a total to date of 4,500 current legal monthly minimum wage.	10,631
	Martha Cecilia Arango Usme	To declare that EPM occupied a property or plot of land located in the urban area of Medellín named ASOMADERA, owned by the plaintiff, without having completed any legal process or mechanism with said owner, i.e., de facto, to install in such abusive manner electricity towers and electricity transmission lines, producing irreversible damages and effects for which reparations must be paid.	8,569



Empresa	Third party (plaintiff)	Complaint	Amount
	INMEL Ingeniería S.A.S.	Order EPM to compensate Consorcio Línea BGA for the damages suffered, in proportion to its participation in the contractor consortium (80%), after the submission of the offer, execution and completion of contract CT 2016 001695, where unforeseen situations and circumstances not attributable to the contractor occurred that substantially varied the defined execution conditions and made compliance more onerous for the contractor and which the contractor failed to comply with while refusing to restore the financial or economic balance of the contract.	7,642
	Radian Colombia S.A.S.	To declare that between EPM and Radian Colombia 1 S.A.S. work certificate No. CT-2015-002500-A1 existed and was formalized, the purpose of which was to: "Build, replace and maintain networks, connections and ancillary works of the water network infrastructure of EPM". That EPM failed to fulfill the work certificate, specifically clause 1.4 Scope and location of the works and particular conditions of the request for technical and economic offer PC- 2015-003025, and its obligation of paying for the additional administrative and local resources demanded from Radian Colombia S.A.S. to service the northern area assigned to it once the work certificate had been formalized.	7,597
	Autoridad Nacional de Licencias Ambientales - ANLA	Order the refund of a greater amount that HIDROITUANGO was required to pay for the mandatory investment of 1 %, due to improper application of Law 1955 of May 25, 2019, compared to the required investment. Order that the settlement of the mandatory investment of 1 % includes the direct and indirect costs derived from performance of the contracts that are necessary for the fulfillment of said obligation.	7,104

Empresa	Third party (plaintiff)	Complaint	Amount
	Darío De Jesús Pérez Piedrahíta	To declare the sued party responsible for the violation of fundamental and collective rights to life, health, family intimacy, the enjoyment of a healthy environment, to the existence of ecological balance and rational management and use of natural resources, that led to causing the wrongful damages to the plaintiffs due to the imposition of rights of way in fulfillment of an electricity generation plan that has produced significant damages, both material and moral, to the claimants.	7,089
	Esilda Rosa Romero Aguas	They request that EPM be declared as administratively responsible for the damages caused to the claimants and to recognize as moral damages the amount of 80 current legal monthly minimum wages to each claimant: 39 in total.	6,912
	VELPA Soluciones Integrales S.A.	To sentence EPM to pay the damages suffered by Velpa Soluciones Integrales, including updating and late charge interest, for having rejected its proposal in contracting process 2009-0927 and having awarded to the firms ELECTROLUMEN Ltda. and MELEC S.A., as well as the amounts that VELPA SOLUCIONES INTEGRALES S.A. will be unable to receive for having been disabled from contracting with the government for a 5-year period as a result of the decision made by EPM.	6,587
	Alejandra Betancur Giraldo	Declare EPM, the municipality of Girardot and INGELEL responsible for de facto occupation of the claimants' properties. That they be paid damages, jointly, in the amount of \$6.102.004.043. That they be ordered to pay legal expenses and interest.	6,575
	Gustavo Jiménez Pérez	Declare EPM E.S.P. responsible for unlawful damage, moral and material damages and violation of fundamental rights caused to the 75 members of the "ASOMIBA" group; for the destruction of their source of subsistence, their removal from their territory, and repairing the damage. The members of the "ASOPEISLA" are requested to pay the immaterial and material damages caused from the start of the emergency that occurred in the "Hidroituango" project, as compensation for each of the members of the "ASOMIBA" group, set at one hundred (100 current legal monthly minimum wage).	6,572

Empresa	Third party (plaintiff)	Complaint	Amount
	Aures Bajo S.A.S. E.S.P	To declare that in contract CT-2015-00363 entered into by AURES BAJO S.A.S. and EPM, the former incurred in error that vitiated its consent, because had it been aware of the time it would take for Hidroituango to begin operations, and the effect time would have on the price of the contracted supplies and its change over the duration, it would not have signed it, and it was a crucial error for entering into the contract. Consequently, to declare the relative invalidity of the electricity supply contract signed between the parties, ordering the parties to be restored to the same conditions they were in prior to signing the contract.	6,143
	VELPA Soluciones Integrales S.A.	To sentence EPM to pay the damages suffered by Velpa Soluciones Integrales, including updating and late charge interest, for having rejected its proposal in contracting process 2009-0927 and having awarded to the firms ELECTROLUMEN Ltda and MELEC S.A., as well as the amounts that VELPA SOLUCIONES INTEGRALES S.A. will be unable to receive for having been disabled from contracting with the government for a 5-year period as a result of the decision made by EPM.	6,022
	Mateo Aristizábal Tuberquia	That EPM is administratively responsible for the material and moral damages to their integrity caused to the plaintiffs OSCAR AUGUSTO ARISTIZABAL VILLEGAS, ILDA MARÍA TUBERQUIA SEPÚLVEDA, MATEO ARISTIZABAL TUBERQUIA, MARISOL ARISTIZABAL, for damages occurred during the months of November and December 2009, derived from the operation of the Guatapé Hydroelectric Power Plant, which in turn is served by the Peñol-Guatapé reservoir.	5,980

Empresa	Third party (plaintiff)	Complaint	Amount
	Adonai Vanegas Jiménez	Declare CONSORCIO HIDROELECTRICA HIDROITUNAGO S.A. E.S.P, EPM, the MAYOR'S OFFICE OF MEDELLÍN, and others jointly and administratively liable for all property and non-property damages caused to the actors as a result of the overflow of the Cauca River and until July 26, 2019, the date on which the Elevation 435 finished and the National Disaster Risk Management System modified the alert from red to Amber, an event that originated at the Ituango Hydroelectric Project. As a result of the aforementioned declaration, the defendant entities to pay COP \$87,780,300 for each of the 19 plaintiffs, on the day following the execution of the sentence.	5,663
	Unión Temporal Montecz Ltda. conequipos Ing. Ltda. Gagas Ltda.	To declare breach of contract in performance of contract No. 6100508 of 1997 and its corresponding amendments, entered into between EPM and UNIÓN TEMPORAL CONEQUIPOS ING. L TDA.- MONTECZ LTDA. - SAGAS LTDA., against the contracted consortium, which has not been covered or resolved by EPM, and which due to the economic imbalance of the Contract and its respective amendments, EPM owes UNIÓN TEMPORAL CONEQUIPOS ING. LTDA. - MONTECZ LTDA. - SAGAS LTDA, the amount of \$4,002,725,512, amount calculated as of 12/31/1998.	5,585
	Moraine Olave De Larios	Relatives of former Integral worker who died in Ituango, claim for full compensation for moral damages caused. Solidarity.	5,555
	Martha Lucelly Arboleda Betancur	Recognize and pay the claimants for the damages caused by the death of Mr. RAMIRO DE JESUS ARBOLEDA MONSALVE and the injuries to Mrs. MARTHA LUCELLY ARBOLEDA BETANCUR, in consideration of the capacity in which each claimant acts, in terms of moral damages, damages to health, psychological damages, effects to conventionally and constitutionally protected goods and material damages in the modality of lost profits and subsequent damages	5,314

Empresa	Third party (plaintiff)	Complaint	Amount
	International Bussines Group S.A.S.	The CLAIMANT requests declaring the defendants liable for damages caused due to the narrated events and ordering them to pay material damages in terms of subsequent damages, consolidated lost profits and future lost profits.	4,808
	VELPA Soluciones Integrales S.A.	To sentence EPM to pay the damages suffered by Velpa Soluciones Integrales, including updating and late charge interest, for having rejected its proposal in contracting process 2009-0927 and having awarded to the firms ELECTROLUMEN Ltda and MELEC S.A., as well as the amounts that VELPA SOLUCIONES INTEGRALES S.A. will be unable to receive for having been disabled from contracting with the government for a 5-year period as a result of the decision made by EPM.	4,806
	Dennis Esther Sehuanes Angulo	Declare that the Municipality of Medellín, the Office of the Governor of Antioquia, Empresas Públicas de Medellín, the Municipality of Ituango and the Municipality of Tarazá are administratively liable for illegal damages caused to the claimants, in connection with the immediate evacuation of their properties, leaving behind their business activities, because the overflow of the Cauca River has produced major harm to the constitutional and conventional rights of the claimants.	4,509
	Carmen Ercilia Rua Duque	Declare civil and administrative liability against EMPRESAS PÚBLICAS DE MEDELLÍN for all property and non-property damages caused as a result of the death by electrocution of Alejandra Camila Henao Rúa on September 10, 2016	4,505
	Wilfer De Jesús Sosa Álvarez	Declare the sued entities jointly and administratively liable for all property and non-property damages caused to the claimants by the overflow of the Cauca River produced by the Ituango Hydroelectric Project.	4,460
	AXEDE S.A.	Lucro cesante por haber afectado su derecho a la libre concurrencia, dadas las acciones y omisiones adelantadas por EMPRESAS PUBLICAS DE MEDELLIN EPM y la empresa MVM INGENIERIA DE SOFTWARE.	4,420

Empresa	Third party (plaintiff)	Complaint	Amount
	Amanda de Jesús del Castillo Calao	Declare CONSORCIO HIDROELECTRICA HIDROITUNAGO S.A. E.S.P, EPM, the MAYOR'S OFFICE OF MEDELLÍN, and others jointly and administratively liable for all property and non-property damages caused to the actors as a result of the overflow of the Cauca River and until July 26, 2019, the date on which the Elevation 435 finished and the National Disaster Risk Management System modified the alert from red to Amber, an event that originated at the Ituango Hydroelectric Project. for which they are required to pay one (1) minimum wage for each month of the red alert. This is a total of COP \$12,844,891.299 per person. Future lost profits: On showing or presenting that the red alert was renewed and/or extended, request recognition of the minimum wage that the shareholders stop receiving from the date of the new events until the end of the alerts.	4,359
	Inversiones Gallego Tobón SAS	Material damages derived from: construction of two synthetic sport courts: \$408,000,00; dismantling of the sports courts: \$30,000,000; assembly of the gym: \$400,000,000; rental fees during 48 months: \$336,000,000; labor expenses: \$700,000,000; advertising and marketing expenses: \$400,000,000; payment of public utilities: \$210,000,000; office and cleaning supplies: \$400,000,000; acquisition of gym equipment: \$107,000,000; future lost profits: \$1,416,371,947; moral damages for the 5 claimant individuals: 500 current monthly legal minimum wages; physical damages to the five individuals: 500 current monthly legal minimum wages; opportunity costs of the 5 individuals: 500 current monthly legal minimum wages.	4,355
	Yasmina Del Socorro Cardozo	Order the sued entities to pay (\$87,780,300) to each claimant for moral damages because the claimants were displaced from their homes due to the red alert of the overflow that remained from construction of the dam, which only ceased on July 26, 2019, date on which Height 435 was completed.	4,252

Empresa	Third party (plaintiff)	Complaint	Amount
	Yarley Elena Velásquez	Declare CONSORCIO HIDROELECTRICA HIDROITUNAGO S.A. E.S.P, EPM, the MAYOR'S OFFICE OF MEDELLÍN, and others jointly and administratively liable for all property and non-property damages caused to the actors as a result of the overflow of the Cauca River and until July 26, 2019, the date on which the Elevation 435 finished and the National Disaster Risk Management System modified the alert from red to Amber, an event that originated at the Ituango Hydroelectric Project. for which they are required to pay one (1) minimum wage for each month of the red alert. This is a total of COP \$12,844,891.299 per person. Future lost profits: On showing or presenting that the red alert was renewed and/or extended, request recognition of the minimum wage that the shareholders stop receiving from the date of the new events until the end of the alerts.	4,221
	Zandor Capital S.A. Colombia	Requests declaring invalid the administrative acts No. 0156SE20170130033319 of March 14, 2017, 015ER-20170130045192 of April 8, 2017 and SSPD-20178300036125 of June 20, 2017 and the reestablishment of rights in an initial claim for five thousand (5,000) million pesos.	3,923
	Depósito de Buses Coonatra Copa SAS	Lost profits. Estimates since the start of operation of the logistics center (January 1, 2019), until September 30, 2019, \$280,740,048 per month. SUBSEQUENT DAMAGES for payment of salaries and mandatory benefits of the personnel who provided constant security and maintenance services at the property from December 2018 to September 30, 2020, who in the capacity of holder of the real title to the property, in any case is responsible for its conservation and custody.	3,818

Empresa	Third party (plaintiff)	Complaint	Amount
	OPTIMA S.A.	Declare CORANTIOQUIA and EPM jointly and administratively liable for all property and non-property damages caused to OPTIMA S.A. CONSTRUCCIÓN Y VIVIENDA and PROMOTORA ESCODIA S.A., as a result of breach in fulfillment to care for, prevent, protect, maintain, recover and perform other actions to ensure the balance and sustainable development of the environment in the basin of Las Brujas, Loma de las Brujas and Basin of Ayurá in the Municipality of Envigado, as well as lack of care, protection and oversight of the assets under its supervision, pursuant to law.	3,369
	Hilos Hebratex S.A.S	Claims for: Usage or earnings for five months in 2012 for the amount of \$474,987,000; usage or earnings for twelve months in 2013 for the amount of \$1,271,857,300; usage or earnings for six months in 2014 for the amount of \$1,170,634,000; for interruption of work during the 25 days it took to repair the engines and repair and deliver the machines for the amount of \$82,125,000; for machine repairs the amount of \$2,400,000; for payroll payments during the 25 days of interruption of work at the company the amount of \$4,172,646; for production materials that were damaged the amount of \$2,312,000; for lease payments during the 25 days of interruption of work at the company the amount of \$2,348,000.	3,191
	Humberto De Jesús Jiménez Zapata	To carry out proceedings as a class action suit in accordance with Law 472/2008 against Hidroeléctrica Ituango S.A. ESP and EPM ITUANGO S.A. ESP, to respect the claimants' living conditions that were stable, and to pay appropriate amounts to each of the families and persons included in the census, declaring that EPM and the Hidroituango Project did not adequately pay the amounts and indemnities to each of the families and people included in the census in accordance with the unit price manual.	3,141



Empresa	Third party (plaintiff)	Complaint	Amount
	Diversión Center S.A.	Declare EPM administratively liable for material damages and lost profits caused to the company DIVERSIÓN CENTER S.A. for acts and omissions, i.e., failure in service, for having arbitrarily, unilaterally and abusively ordered the disconnection of public electricity utilities it provided to the skating ring named PARD ON ICE, owned by the claimant company DIVERSIÓN CENTER S.A., starting on 07/23/2009 at 11:50 a.m., which prevented it from carrying out all the activities that until such date were part of its corporate purpose.	3,126
	Oscar Jaime Restrepo Molina	For frustrated profits, the reduction of contracts it could have had with EPM and its disqualification for contracting with it, as a result of filing a report against the company and the suspension of the contracts that were in progress.	3,098
	Carlos Augusto Jiménez Vargas	Declare that the defendants are jointly liable for all damages suffered by the claimants due to the sewage system works of CENTRO PARRILLA.	2,936
	INCIVILES S.A.	Declare the invalidity of Resolutions 0041/January 21, 2005 and 00283/April 21, 2005 of EPM declaring the risk of breach in fulfillment of contract No. 020113590 entered into between EPM and INCIVILES.	2,911
	María Isabel Lora López	Declare EPM administratively liable for all property and non-property damages caused to the claimants due to the death of the minor MONICA ANDREA LORA LÓPEZ and the injuries that MARIA ISABEL LORA LOPEZ suffered and continues to suffer due to events that took place on 02/02/2000 in the neighborhood Causes de Oriente in the municipality of Medellín..	2,794
	Gustavo Vélez Correa	Declare EPM administratively liable for economic damages caused to the claimant related to the fact that he is the holder of a mining concession contract in an area in which EPM required rights of way and expropriation, related to the Valle de San Nicolás Project, in jurisdiction of the municipality of El Retiro.	2,786
	José Duván Muñoz Echeverri	Declare EPM contractually liable for subsequent damages and lost profits.	2,568

Empresa	Third party (plaintiff)	Complaint	Amount
	Luis Fernando Uribe Benjumea	Declare EPM administratively liable for damages caused to the claimant as a result of omission in full payment of the infrastructure in rock, dynamite and labor at a seam in the rural district La Bramadora in the municipality of Guadalupe. Order the defendant to recognize and pay subsequent damages in the amount of \$3,000,000 for each of the 600 meters drilled inside the holes	2,519
	Ingeniería Total Servicios Públicos S.A. E.S.P.	Declare EPM in breach of Contract CT2010-0499, the purpose of which was to "build and replace water and sewage pipelines in the Moravia neighborhood of the municipality of Medellín and paving of the roads affected by these works. ". Declare that at a result of said breach in fulfillment, the economic balance of the Contract was altered, and that it is responsible for restoring such balance.	2,495
	Consortio Redes Cuencas	Declare that EPM was unfairly or illegally enriched in performance of the contract CT-2014-000377-A1, which was not formalized, and for this reason it must pay indemnities for the alleged impoverishment suffered by CONSORCIO REDES CUENCAS.	2,478
	Darío Sepúlveda Hernández	The complainant seeks payment of damages produced by the construction of PH PORCE III, because he had to abandon his hut and his work activity as soil brick maker in the heights of LAS BRISAS and REMOLINO, due to breach in fulfillment of the agreements he made with EPM.	2,473
	Germán Alcides Blanco Álvarez	Requests recognition of 100 current monthly legal minimum wages due to final diagnosis of labor disability of 17.79%, which impaired his work and physical capacity, causing detriment in the income that will be received by Mr. German Blanco Álvarez due to the accident that took place on 04/29/2011, which caused damages to the claimants.	2,460
	Municipality of Copacabana	Order the defendant EPM to pay the money it failed to earned due to partial breach of contract 8405949 dated 10/14/1999 of tax obligations for failure to collect the public lighting fees of the industrial and trade sectors in the periods 2007, 2008, 2009, 2010 and part of 2011; and for such reason, it is responsible for the economic damages suffered by the Municipality of Copacabana	2,432

Empresa	Third party (plaintiff)	Complaint	Amount
	Eurocerámica S.A.	Claims that EPM must recognize and pay the amount of three billion, one hundred and three million, five hundred and seventy eight thousand, nine hundred and three pesos legal tender (\$3,103,578,903), allegedly incorrectly invoiced by EPM.	2,387
	Rafael Segundo Herrera Ruiz	Declare EPM and others jointly and administratively liable for all property and non-property damages caused to the claimants by the overflow of the Cauca River produced by the Ituango Hydroelectric Project.	2,360
	Emilsa Jaramillo Yarsy	Declare the sued entities jointly and administratively liable for all property and non-property damages caused to the claimants by the overflow of the Cauca River produced by the Ituango Hydroelectric Project.	2,298
	Ruby Susana Arrieta	Declare the entities jointly and administratively liable for all property and non-property damages caused to the claimants by the overflow of the Cauca River produced by the Ituango Hydroelectric Project.	2,274
	Javier David Cortes Vanegas	For past and future lost profits and consolidated subsequent damages and for EPM to take on commitments to the community to adopt the measures necessary to improve security conditions and contractor selection.	2,268
	Wilfran Enrique González Castro	Declare the sued entities jointly and administratively liable for all property and non-property damages caused to the claimants by the overflow of the Cauca River produced by the Ituango Hydroelectric Project.	2,258
	Edwin David Yepes García	Declare EPM and others jointly and administratively liable for all property and non-property damages caused to the claimants by the overflow of the Cauca River produced by the Ituango Hydroelectric Project.	2,242
	Vidal Antonio Banquez Polo	Declare the sued entities jointly and administratively liable for all property and non-property damages caused to the claimants by the overflow of the Cauca River produced by the Ituango Hydroelectric Project.	2,236

Empresa	Third party (plaintiff)	Complaint	Amount
	Maria Auxiliadora Oviedo De Avilés	Declare the defendants jointly and administratively liable for all property and non-property damages caused to the claimants by the overflow of the Cauca River produced by the Ituango Hydroelectric Project.	2,218
	Yalida María Madrigal Ochoa	Declare EPM liable for moral damages suffered by the loss of her partner, father, son and brother NICOLAS ALBERTO MORENO TRUJILLO, in events that took place on August 23, 2010.	2,206
	Katerine Miranda	Declare CONSORCIO HIDROELECTRICA HIDROITUNAGO S.A. E.S.P, EPM, the MAYOR'S OFFICE OF MEDELLÍN, and others jointly and administratively liable for all property and non-property damages caused to the actors as a result of the overflow of the Cauca River and until July 26, 2019, the date on which the Elevation 435 finished and the National Disaster Risk Management System modified the alert from red to Amber, an event that originated at the Ituango Hydroelectric Project. Moral damages: 100 current monthly legal minimum wage; lost profits COP \$12,844,891; and, Damage to constitutional and conventional goods: 100 Current monthly legal minimum wage for each of the plaintiffs.	2,194
	Ramón Antonio Cárdenas Galvis	Declare Consorcio Hidroeléctrico Hidroituango S.A. E.S.P, and other government entities, including EPM, jointly and administratively liable for all property and non-property damages caused to the claimants by the overflow of the Cauca River produced by the Ituango Hydroelectric Project.	2,178

Empresa	Third party (plaintiff)	Complaint	Amount
	Enith Gaivao Vergara	Declare CONSORCIO HIDROELECTRICA HIDROITUNAGO S.A. E.S.P, EPM, the MAYOR'S OFFICE OF MEDELLÍN, and others jointly and administratively liable for all property and non-property damages caused to the actors as a result of the overflow of the Cauca River and until July 26, 2019, the date on which the Elevation 435 finished and the National Disaster Risk Management System modified the alert from red to Amber, an event that originated at the Ituango Hydroelectric Project. Order the defendant entities to pay COP \$87,780,300 for each of the plaintiffs for moral damages according to the certification issued by the National Disaster Risk Management Unit, the Department for the Prevention of Disasters of the Government of Antioquia and the municipality of NECHI. For this they are requested to pay 14,633 minimum wage for each plaintiff.	2,168
	José Eduardo Suárez	Declare CONSORCIO HIDROELECTRICA HIDROITUNAGO S.A. E.S.P, EPM, the MAYOR'S OFFICE OF MEDELLÍN, and others jointly and administratively liable for all property and non-property damages caused to the actors as a result of the overflow of the Cauca River and until July 26, 2019, the date on which the Elevation 435 finished and the National Disaster Risk Management System modified the alert from red to Amber, an event that originated at the Ituango Hydroelectric Project. Order the defendant entities to pay COP \$87,780,300 for each of the plaintiffs for moral damages according to the certification issued by the National Disaster Risk Management Unit, the Department for the Prevention of Disasters of the Government of Antioquia and the municipality of NECHI. For this they are requested to pay 14,633 minimum wage for each plaintiff.	2,168
	María Doralba Teherán Castillo	Declare the defendants jointly and administratively liable for all property and non-property damages caused to the claimants by the overflow of the Cauca River produced by the Ituango Hydroelectric Project.	2,155

Empresa	Third party (plaintiff)	Complaint	Amount
	Ramón Antonio Cárdenas Galvis	Declare the defendants jointly and administratively liable for all property and non-property damages caused to the claimants by the overflow of the Cauca River produced by the Ituango Hydroelectric Project.	2,133
	Wilfrido Manuel Alquerque	Declare the defendants jointly and administratively liable for all property and non-property damages caused to the claimants by the overflow of the Cauca River produced by the Ituango Hydroelectric Project.	2,133
	Yasmin Suárez	Declare the defendants jointly and administratively liable for all property and non-property damages caused to the claimants by the overflow of the Cauca River produced by the Ituango Hydroelectric Project.	2,132
	Luis Miguel Villadiego Flórez	Declare CONSORCIO HIDROELECTRICA HIDROITUNAGO S.A. E.S.P, EPM, the MAYOR'S OFFICE OF MEDELLÍN, and others jointly and administratively liable for all property and non-property damages caused to the actors as a result of the overflow of the Cauca River and until July 26, 2019, the date on which the Elevation 435 finished and the National Disaster Risk Management System modified the alert from red to Amber, an event that originated at the Ituango Hydroelectric Project. Moral damages: 100 current monthly legal minimum wage; lost profits COP \$12,844,891; and, Damage to constitutional and conventional goods: 100 Current monthly legal minimum wage for each of the plaintiffs.	2,102
	Luis Guillermo De Bedout Piedrahita	Declare the full and total ownership of the claimants of the property Lot No. 2, real estate license No. 01N445794, and by virtue of the above order EPM to return to them this property; that EPM be ordered to pay the civil or natural earnings obtained from the time it took possession until the time the property is returned.	2,099

Empresa	Third party (plaintiff)	Complaint	Amount
	Carmen Rosa Rojas Ruiz	Declare CONSORCIO HIDROELECTRICA HIDROITUNAGO S.A. E.S.P, EPM, the MAYOR'S OFFICE OF MEDELLÍN, and others jointly and administratively liable for all property and non-property damages caused to the actors as a result of the overflow of the Cauca River and until July 26, 2019, the date on which the Elevation 435 finished and the National Disaster Risk Management System modified the alert from red to Amber, an event that originated at the Ituango Hydroelectric Project. As a result of the aforementioned declaration, the defendant entities to pay COP \$87,780,300 for each of the 19 plaintiffs, on the day following the execution of the sentence.	2,088
	Ancelmo Enrique Benítez Villadigo	Declare CONSORCIO HIDROELECTRICA HIDROITUNAGO S.A. E.S.P, EPM, the MAYOR'S OFFICE OF MEDELLÍN, and others jointly and administratively liable for all property and non-property damages caused to the actors as a result of the overflow of the Cauca River and until July 26, 2019, the date on which the Elevation 435 finished and the National Disaster Risk Management System modified the alert from red to Amber, an event that originated at the Ituango Hydroelectric Project. As a result of the aforementioned declaration, the defendant entities to pay COP \$87,780,300 for each of the 19 plaintiffs, on the day following the execution of the sentence.	2,078
	Rosa Disney Quintero Flórez	The families of deceased former employees of the contractor Consorcio Redes de Iguaaná, made up of the companies Sanear S.A. and Paecia S.A.S., are suing. Seguros del Estado S.A., Sociedad Estudios Técnico S.A.S. and Seguros Generales Suramericana S.A. are also being sued.	1,228
	Juliana Urrea Giraldo	The intention is to declare the Consorcio MIPE's employer's fault jointly to EPM, for the payment of property and extra-property damages.	861
	Ciudadela Comercial Unicentro Medellín PH	Declare the invalidity of the administrative act issued by EPM under file 20190130037817 dated 2019-02-27. Order the reestablishment of rights of the claimant by ceasing to charge the electric energy tax defined in Law 142/1994, Law 143/1994 and Law 223/1995, and refund the amounts paid	293

Empresa	Third party (plaintiff)	Complaint	Amount
		in this regard from January 1, 2017 to the date of the judicial notice that puts an end to the process.	
<b>Total EPM</b>			<b>1,338,455</b>
<b>Aguas Nacionales</b>	CICE Consortium	Recognition of cost overruns related to damages, clogging, lower yields and overconsumption of TBM tools. Recognition for longer stay on site due to the presence of unforeseeable physical conditions and several cost overrun claims.	63,722
	Dayron Alberto Mejía Zapata y otros	Recognition of damages and compensation.	13,222
	Darly Bibiany Cabezas	Indemnity for damages for full fault of the employer of a fatal accident.	295
	Maité Valderrama Forero	Make Aguas Nacionales EPM a party in the process by impleader by means of notice dated March 2, 2012. - Purpose of the lawsuit for reparation of the damages caused by flooding in the neighborhood El Carmen, Fontibón, Bogotá on March 17, 2006.	260
	Diego Beltrán Muñoz y otros	Compensation for moral damages and losses due to impairment of creative capacity, work and coexistence in the community.	51
	HLB Fast & ABS Auditores Ltda.	Payment of economic rights of the accounting outsourcing services contract 007 of November 15, 2011, to the plaintiff, including interest, legal fees and agencies in law.	7
<b>Total Aguas Nacionales</b>			<b>77,557</b>
<b>ESSA</b>	Carlos Gerardo Hernández Flórez and others	Material and moral damages from failure of service/ lost profits, subsequent damages.	15,845
	Tomón Ltda and others	It is requested to declare the existence of a Strategic Alliance contract between ESSA and the Temporary Union San Gil Iluminado.	14,758
	Agustín Rangel Bermúdez y otros	Processes for amounts less than \$500.000.000	11,550
	Edggar Darío Gelvez López y otros	Declare the existence of a work contract with the company Electrificadora de Santander S.A. E.S.P. - ESSA and their responsibility for the work accident that occurred and full and ordinary compensation for the damages stated in Art. 216 of the Substantive Labor Code.	2,486



Empresa	Third party (plaintiff)	Complaint	Amount
	José De La Cruz Carreño Acevedo	To declare the permanent occupation of a private property by Electrificadora de Santander S.A. E.S.P. of ten urban lots owned by Mr. José de la Cruz Carreño Acevedo since mid-September 2016.	854
	Sindicato de Trabajadores de la Electricidad de Colombia, SINTRAELECOL	To sentence the sued party to recognize and fulfill at present and in the future the agreements established in the collective bargaining agreement signed between Sintraelec Seccional Bucaramanga and Electrificadora de Santander S.A. E.S.P. on June 9, 2003, but effective for four years starting on November 1, 2003.	517
	Briceida Oviedo De Rodriguez	To declare that ESSA submitted an offer for performing material works and supplying electric energy under the modality of lump sum price or full cost. 2. Declare that between ESSA and Mrs. Briceida Oviedo de Rodríguez a contract was signed to perform material works and supply electric energy. 3. Declare civil contractual liability of the ESSA company due to breach of the obligations arising from the contractual relationship	506
<b>Total ESSA</b>			<b>46,516</b>
<b>EMVARIAS</b>	Martín Emilio Carvajal Henao	Class action for closure of the road Pradera Bellavista and mismanagement of the Pradera landfill (failure of service).	13,309
	Junta de Acción Comunal La Cejita and others	Declaratives	11,759
	William Alberto Giraldo Ocampo and Others	Reality Contract	6,959
	Gabriel Hernán Rúa and others	Direct repair (injury / pruning and felling)	3,382
	Ligia de Jesús Usuga de Giraldo	Extra-contractual civil liability	1,389
	Wilson Mario Quintero	Damages to health, future lost profits, past lost profits, subjective moral damages of the indirect victim.	1,262
	Jesús Gregorio Valencia	Change in the modality from public worker to civil servant	1,015
	Patricia Amparo Pajón López and others	Invalidity and restoration of labor rights	199
	John Jairo Mesa Isaza	Employer guilt	182
	Martha Cecilia Legarda Ocampo and others	Labor responsibility for solidarity with Comultrevv	95

Empresa	Third party (plaintiff)	Complaint	Amount
	Jorge Hernando Barón Sepúlveda and others	Bargaining agreement pension and recalculation of pension	71
	Beatriz Elena Restrepo Rendón	Joint responsibility with Corprodec	48
<b>Total Emvarias</b>			<b>39,670</b>
<b>CHEC</b>	María Marleny Montoya de García and others	Direct compensation for damages	18,273
	William Agudelo Valencia and others	Conventional retirement	8,890
	Camilo Donado Barcelo	Termination of Contract Without Just Cause - Reinstatement	1,637
	Positiva Compañía De Seguros S.A.	Return of mathematical capital reserve	1,202
	Carlos Eduardo Jerónimo Arango and others	Pension Reliquidation	498
	José Jari Granada and others	Permanent per diem - social security contributions	432
	Mario Romero Londoño	Employer's fault in work accident	258
	José Alcides Carvajal Taborda	Recognition 100% Allowance 14	205
	Jairo Antonio Amariles Marulanda	Public Excuses and Indemnity Payment	125
	José Gustavo Morales Guarín	Contract reality	74
<b>Total CHEC</b>			<b>31,594</b>
<b>CENS</b>	María Riquilda Poveda Murillo and others	Declare that the Nation, the MinMinas, the SSPD, EPM, CENS and the municipality of Cúcuta must pay for the damages caused by the injuries suffered by the minor Alirio Ignacio Poveda Murillo.	9,752
	Orlando Emiro Contreras Velasco	"Declare that the plaintiffs have the right throughout their pension life to have their pension readjusted in accordance with the parameters indicated in article 1 of Law 71 of 1988 and not those established in article 14 of Law 100 of 1993, order CENS to pay the plaintiffs retroactively the sums not paid and that are liquidated by applying the higher increase; likewise, each unpaid amount must be duly indexed. Order the recognition and payment of interest for late payment as provided for in Article 141 of Law 100 of 1993.	4,729

Empresa	Third party (plaintiff)	Complaint	Amount
	Mariana Bautista Ortiz	Declarar a los demandados, responsables de los perjuicios causados a los demandantes, por la muerte de sus familiares, condenándose al pago de perjuicios morales y materiales.	3,425
	Paht Construcciones S.A.S.	To order the liquidation of Contract CT-2015-000070, executed between the parties, where CENS S.A E.S.P, must readjust the contractual equity in favor of Paht Construcciones S.A.S., with the application of the theory of unforeseeability, as well as the amounts for the concept of complement of the payment of act No. 6 for works executed, recognized and not paid.	1,600
	Other administrative proceedings in amounts of less than \$250 million.	Other administrative (6) proceedings in amounts of less than \$250 million.	1,598
	Emel Ramírez León	Requests recognition of the difference in salary and benefits between the position of professional P1 and P3 for the period from May 19, 2010 to June 30, 2013; contributions to social security and indemnity, as well as occupational disability pension and indemnity for damages.	918
	Cable Éxito S.A.S.	Declare and sentence CENS and/or UNE EPM Telecomunicaciones S.A. as responsible for breach of contract by not applying the rate and use formulas, access to and payment of the shared infrastructure as set forth in resolution CRC No. 5283/2017 and incorporated in the infrastructure lease contracts signed with the plaintiff companies Cable Guajira Ltda, Cable Éxito S.A.S. and Cable Digital de Colombia S.A.	653
	Jorge Leonardo Ballesteros Franco	The lawsuit claims recognition and payment of indemnity due to unfair dismissal, severance fund and interest thereon, paid vacation and late payment indemnity pursuant to article 99 of Law 50/1990, as well as legal expenses for the process.	312
	Condominio Centro Comercial La Estrella P.H.	Declaration of the non-collection of the energy tax from the plaintiff and therefore, nullity of resolutions No. 20191030011621 and 20191030015458, ordering the cessation of collection of the tax and the return of the amounts paid.	38
<b>Total CENS</b>			<b>23,025</b>

Empresa	Third party (plaintiff)	Complaint	Amount
EDEQ	María Amparo Fernández Gil and others	To be ordered jointly and severally to pay all damages, due to the death of Mr. Otálvaro Sánchez.	5,407
	Danielly Arcila de Gil and others	Declare the defendants administratively, extracontractually, jointly and severally and patrimonially liable for the injuries suffered by Mrs. Danielly Arcila de Gil, which are a consequence of the fall suffered by an iron coupling that is part of the cover of the junction box, which is made of concrete and belongs to the Municipality of Armenia, Empresas Públicas de Armenia E.S.P.; and Empresa de Energía del Quindío S.A. E.S.P.	3,524
	Ricaurte Arevalo Hernández and others	EDEQ was sued for injuries suffered by a worker of ROR in an accident on December 23, 2017, while working in the city of Armenia at Condominio La Española.	330
	Nelson Forero Pérez y otros	Reassessment and compensation for unjust dismissal.	128
<b>Total EDEQ</b>			<b>9,389</b>
Aguas Regionales	María Inés Osorio Montoya	That the Municipality of Apartadó and/or Aguas Regionales EPM S.A ESP, jointly and severally or independently are administratively liable for the omission in the fulfillment of their constitutional and legal duties for the death of young Cesar Augusto Jiménez Osorio (q.e.p.d) determined by the injuries suffered in the events that occurred on June 01, 2016 in the city of Apartadó.	3,099
	Elsa Rubiela Henao Pérez	the municipality of Apartadó and Aguas Regionales EPM be ordered to pay the material and immaterial damages caused by the failure in the service derived from the paving of 104th, 106th and 107th streets in the Laureles neighborhood.	609
	Rosmery Velásquez Herrera and others administrativos	Condenar a Aguas Regionales EPM S.A E.S.P a restituir inmueble a sus propietarios, pagar los frutos civiles, comisionar al funcionario de policía competente para que haga efectiva la orden y condenar al pago las costas del proceso/ Otros administrativos.	129
<b>Total Aguas Regionales</b>			<b>3,837</b>
Aguas de Antofagasta	Soto with ADASA	C-4372-2019 Lawsuit seeking indemnity for extra-contractual civil damages	946
	Compañía de Seguros Generales Continental / Aguas de Antofagasta S.A.	C-422-2021 Lawsuit seeking indemnity for damages produced on roads in Loa, which ended in fatal accident.	284

Empresa	Third party (plaintiff)	Complaint	Amount
	Robledo con Soc. MYC Ingeniería	O-30-2020 Indemnity for work accident. \$50,000,000	236
	Límari / Ezentis Chile S.A.	O-5919-2020 Unjustified dismissal and claim for mandatory benefits	212
	Arzobispado de Antofagasta	2030-21 Arzobispado de Antofagasta / Aguas de Antofagasta S.A. \$30.000.000	143
	Inmobiliaria Bicentenario Ltda. / Aguas de Antofagasta S.A.	C-4468-2020 Lawsuit seeking indemnity for damages, due to flooding of Bicentenario Building \$30,000,000.	142
	MEZA / G4S Security Servicios	T-274-2021 MEZA / G4S Security Servicios \$15.000.000	71
	Sepúlveda / Municipalidad de Antofagasta y ADASA	C-1516-2019 Lawsuit seeking indemnity for damages for falling of camera case at Avenida Grecia, Antofagasta.	47
	Torrejón / Constructora Cortes Ltda.	O-945-2021 Torrejón / Constructora Cortes Ltda. \$4.500.000	21
	Velásquez / Constructora Cortes Ltda.	O-940-2021 Velásquez / Constructora Cortes Ltda. \$4.000.000	19
	Valenzuela / Ayprev Nova SPA (Wasser SPA)	O-826-2021 Valenzuela / Ayprev Nova SPA (Wasser SPA) \$1.500.000	7
	Araya / Lachitt SPA Servicios	O-910-2021 Araya / Lachitt SPA SERVICIOS \$1.500.000	7
	Pérez / Ayprev NOVA SPA	T-100-2021 Lawsuit for the protection of constitutional rights arising from termination of employment contract and seeking charge of benefits.	5
	Flores Brewe, Patricia con Aguas Antofagasta S.A.	C-3899-2016 Lawsuit seeking indemnity for damages from bursting of main water pipeline on March 31, 2016 at Calle Camar No. 896. \$641,000.	3
<b>Total Aguas de Antofagasta</b>			<b>2,143</b>
<b>ELEKTRA NORESTE S.A.</b>	Chugani Investments	Civil proceeding filed by Inversiones Chugani, S.A.,	767
	Harry Acedo	Appeal for Reconsideration Resolution No. 262-12 of October 15, 2012.	383
	ENSA	Motion for reconsideration submitted by ENSA against Resolution No. 262-12/October 15, 2012	288
	Juan Mcfarlane	Unjustified dismissal	229
<b>Total ELEKTRA NORESTE S.A.</b>			<b>1,667</b>
<b>Aguas de Malambo</b>	T & A Proyectos Ltda.	Dispute regarding additional amount of works and longer stay at work site in performance of contract No. 22-2012.	812

Empresa	Third party (plaintiff)	Complaint	Amount
	Nelson Mercado Luna	Payment of invoice No. 0095 for alleged works carried out to attend to the emergency at Cra 22 and Calle 22 in the Municipality of Malambo.	200
	Fabian Bacca Jiménez	Recognition by Aguas de Malambo of an employment relationship acquired in 2015 and 2016 where he rendered his services as a worker on assignment for the company Temporal S.A.S. and, consequently, recognition of the payment of vacations, bonuses, severance pay, bonus for signing the agreement and compensation for dismissal without just cause.	21
	Emer Enrique Conrado Anguila and Other.	That the Nation, Municipality of Malambo, Department of Atlántico, National Infrastructure Institute (ANI), concessionaire company, Autopista del Sol SAS, Aguas de Malambo S.A. ESP. be declared administratively liable for the damages and material damages to health, to other goods and/or rights conventionally and constitutionally protected and in general of any other type that are proven to have been caused as a result of the failure in the provision of the service.	15
<b>Total Aguas de Malambo</b>			<b>1,048</b>
<b>EPM Inversiones</b>	DIAN - Dirección de Impuestos y Aduanas Nacionales	Pay the monetary correction or indexing on the adequate sum of money from when it is consolidated as a balance in favor of EPM INVERSIONES S.A., in the tax return and additional tax declarations for 2013 and on the sanction for inaccuracy if this needs to be paid.	156
<b>Total EPM Inversiones</b>			<b>156</b>
<b>Total pasivos contingentes</b>			<b>1,575,057</b>

- Cifras en millones de pesos colombianos -

Regarding the uncertainty of the estimated payment date and the estimated value payable, the same business rules indicated in note 15.1.2 Lawsuits apply to contingent liabilities.

## Warranties

Company	Third party (plaintiff)	Complaint	Amount
ELEKTRA NORESTE S.A.	Generating Companies	Performance bond to provide credit security and compliance with the obligations under the power purchase agreements.	150,426
	National Public Utilities Authority	Performance bond to guarantee compliance with the obligations under the Concession Contract.	57,520
	Empresa de Transmisión Eléctrica, S.A.	Bank guarantee to guarantee payment of one month's billing of the Transmission System.	36,959
	Empresa de Transmisión Eléctrica, S.A.	Letter of credit as guarantee for the payment of energy purchase costs in the occasional market.	12,846
	Regulatory Operator of El Salvador	Letter of credit as guarantee for the payment of energy purchase costs in the occasional market.	1,325
<b>Total ELEKTRA NORESTE S.A.</b>			<b>259,076</b>
<b>Total Contingent liabilities Warranties</b>			<b>259,076</b>

*Amounts stated in millions of Colombian pesos*

## Others-Controversies

Company	Third party (plaintiff)	Complaint	Amount
AGUNAL	HHA Consortium (Controversy)	There is a dispute of a contractual, not legal nature arising from the construction of the Aguas Claras plant, related to timing, engineering, design and financial issues.	443,869
<b>Total AGUNAL</b>			<b>443,869</b>
<b>Total Contingent liabilities Others</b>			<b>443,869</b>

## 15.3.2 Contingent assets

Company	Third party (plaintiff)	Complaint	Amount
EPM	The Nation Ministry of Health and Social Protection	Minsalud has the legal and constitutional obligation to recognize and cancel the value of the services rendered to the affiliates in relation to medicines and/or procedures, interventions or elements not included in the Mandatory Health Plan (POS).	9,357
	Constructora Monserrate de Colombia SAS	To decree by judicial means the expropriation in favor of Empresas Públicas de Medellín E.S.P. for the Project "Expansion of the Primary Distribution Capacity in the Western Sector of Medellín - Western Chain - Calazans Tank", property called Lot 7, located in the sector Altos de Calazans, Municipality of Medellín, owned by Sociedad Constructora Monserrate de Colombia SAS.	7,163
	Misc. Administrative	Proceeding for amounts less than \$980	6,753
	Interconexion Electrica S.A. E.S.P. ISA	Declare that Interconexión Eléctrica S.A. E.S.P., ISA is civilly liable for not recognizing to EPM, the value that corresponds to it, of the remuneration that ISA received between the years 1995 to 1999, for the line modules that correspond to assets of use of the STN in the Playas and Guatapé substations represented by it, in which there is shared property, value that to date has not been made, generating an unjust enrichment by increasing the patrimony of the defendant at the expense and to the detriment of the plaintiff's patrimony.	3,848
	Poblado Club Campestre Ejecutivo S.A.	To declare Poblado Club Campestre Ejecutivo S.A., Optima S.A. Vivienda y Construcción and the Municipality of Envigado responsible for the damage to the collector owned by EPM, which collects and transports the wastewater from the sanitary basin of the La Honda Street in the Municipality of Envigado, and to indemnify EPM for the value of all the proven pecuniary damages resulting from the damage to the collector that collects and transports the wastewater from said sanitary basin.	3,645



Company	Third party (plaintiff)	Complaint	Amount
	Fiduciaria Bogotá S.A. - FIDUBOGOTÁ S.A.	Impose in favor of Empresas Públicas de Medellín E.S.P. an energy conduction easement over the lot of land or property named La Boca del Pantano, with real estate registration number 50 C-1497258 located in a rural area of the Municipality of Madrid (Cundinamarca) for the 500 Kv transmission lines, and for one (1) tower point (with its grounding) of the Nueva Esperanza Transmission Project.	980
	Municipality of Envigado	To declare the nullity of the administrative act contained in Resolutions 2656 of August 13, 2007 and 4176 of October 26 corresponding to the sanction imposed for the alleged violation of Municipal Decree 259 of August 14, 2002; to declare the inapplicability of Decree 259 of August 14, 2002 of the Municipality of Envigado (Antioquia), "Whereby urban development sanctions are established", for being contrary to the Political Constitution, the Law and the Regime of Domiciliary Public Services. Order by way of reestablishment of rights, that EPM be reimbursed \$655'460,000 for the penalty imposed in the administrative acts whose nullity is requested.	917
	CORANTIOQUIA - Regional Autonomous Corporation of Central Antioquia	To declare the nullity of Article Five of Resolution No. 130 TH - 1302 - 9864 issued by the Territorial Director Tahamies of "Corantioquia" for the fee for the use of surface water for the period 2011, of the source Río Grande, in a flow of 19.5 mts <sup>3</sup> /sec; to reimburse Empresas Públicas de Medellín E.S.P., the higher amount paid for the fee for the use of surface water Dec. 155 - 4742, Hydrological Unit: Magdalena River, between January 1, 2011 and December 31, made through invoice TH - 1927 of April 30, 2012. That Corantioquia be CONDEMNED to recognize and pay to EPM the legal interest, current and late payment interest legally caused; to pay the costs and agencies in law that may be applicable in accordance with the provisions of Article 188 of Law 1437 of 2011 and other concordant norms.	812

Company	Third party (plaintiff)	Complaint	Amount
	Municipality of Caloto	Declare the nullity of: -Resolution No. 035 of 2012, (Declares not proven the exceptions proposed by EPM against the payment order and orders to go ahead with the execution) and, -Resolution No. 039 of 2012, (Resolves Appeal for Reposition). //2) That by way of reinstatement, the Municipality of Caloto reimburse EPM for any amount paid by EPM for ICA, by virtue of what has been raised in this lawsuit, and that said amount be returned with commercial interest //3) That the Municipality be ordered to pay the costs.	783
	Other Prosecutors	Proceeding for amounts less than \$783	69
<b>Total EPM</b>			<b>34,327</b>
	Tax and Customs Directorate DIAN	Declare the nullity of the official review liquidation, Refund of the higher value paid for income tax.	14,306
	Corporación Minuto de Dios	Order to impose in favor of CENS S.A E.S.P. public rights of way for electricity transmission over properties with real estate licenses, to build electricity infrastructure and allow passing through the area, to remove crops and other obstacles.	2,115
<b>CENS</b>	Consortium CDE Ltda.	Obtain cancellation of the resources owed in favor of CENS.	1009
	Other civil, labor and criminal proceedings	Other proceedings in amounts of less than \$20.	577
	Indeterminate People	To investigate the criminal behavior that give rise to the report, and to order payment of indemnity for all damages caused to CENS.	46
	Municipality of Abrego	Pension contributions and rights	22
<b>Total CENS</b>			<b>18,075</b>
	Municipality of Chigorodó	Order payment in favor of Aguas de Urabá S.A. E.S.P and against the Municipality of Chigorodó, legally represented by Mr. Daniel Segundo Álvarez, in his capacity of mayor, or his replacement at the time notice is given on the lawsuit.	1,857
<b>Aguas Regionales</b>	Several prosecutors	Several prosecutors	553

Company	Third party (plaintiff)	Complaint	Amount
	Corpourabá - Corporation for the Sustainable Development of Urabá	To declare the nullity of the retributive rate corresponding to the municipality of Apartadó between January and December 2014, since it does not correspond to the reality of the loads discharged by the sewage users of the company Aguas de Urabá S.A. E.S.P. in the urban area of the Municipality of Apartadó (Antioquia).	398
<b>Total Aguas Regionales</b>			<b>2,808</b>
Aguas de Malambo	Municipality of Malambo	To issue an order of payment against the Municipality of Malambo, Atlántico in favor of Aguas de Malambo S.A. ESP. for default interest on previous principal from December 31, 2012, until the obligation is paid in full.	1,882
	Single Notary of Malambo	Declare the invalidity of Administrative Act for registration of capitalization issued by the Single Notary of the Municipality of Malambo, Atlántico, and consequently reimburse to Aguas de Malambo S.A. E.S.P.	73
<b>Total Aguas de Malambo</b>			<b>1,955</b>
Emvarias	DIAN Dirección de Impuestos y Aduanas Nacionales	Directorate of National Taxes and Customs (DIAN): Declare the invalidity of the memorandums issued by the Internal Task Group on Control of Obligations of the Tax Administration's Antioquia Office, which refused the requests to correct income tax returns.	1,329
	Marta Nelly Quintero R.	Mortgage Executive	29
<b>Total Emvarias</b>			<b>1,358</b>
CHEC	Cesar Augusto Ocampo Arenas	Old Age Pension	2
<b>Total CHEC</b>			<b>2</b>
<b>Total contingent assets</b>			<b>58,525</b>

- Cifras en millones de pesos colombianos -

### Estimated payments and collections

The estimated dates on which the Group expects to make payments related to the contingent liabilities or receive collections related to the contingent assets included in this note to the consolidated statement of financial position at the cut-off date are as follows:

Estimated payment and collections	Contingent liabilities	Contingent assets
To one year	155,429	6,891
To two years	165,667	17,140
To three years	52,298	5,949
To four years and beyond	2,227,879	37,861
<b>Total</b>	<b>2,601,273</b>	<b>67,841</b>

*Amounts stated in millions of Colombian pesos*

### Note 16. Revenue

For presentation purposes, the Group breaks down its revenues from the services it provides according to the lines of business in which it participates and the way in which management analyses them. The detail of income is as follows:

Revenue	September 30, 2021	September 30, 2020	For the three months ended September 30, 2021	For the three months ended September 30, 2020
Sales of goods	40,440	19,041	14,962	5,195
<b>Rendering of services</b>				
Electricity generation service <sup>(1)</sup>	4,029,804	3,648,507	1,428,815	1,228,734
Electricity transmission service	287,345	259,506	100,771	95,260
Electricity distribution service <sup>(2)</sup>	12,195,308	8,895,895	4,367,486	2,936,463
Inter-segments electricity elimination	(1,402,492)	(1,509,086)	(496,730)	(509,936)
Fuel gas service <sup>(3)</sup>	757,702	652,632	277,224	232,354
Sanitation service	572,572	533,868	199,071	178,508
Sewage service <sup>(4)</sup>	1,116,677	961,285	386,895	339,048
Solid waste treatment service	199,228	183,901	69,794	61,295
Insurance and reinsurance services	27,092	23,430	11,710	9,053
Financing services	32,315	17,314	12,657	17,314
IT Services	688	271	264	108
Construction contracts	55,687	33,819	27,746	11,975
professional fees	3,903	827	1,643	165
commissions	15,170	25,300	5,766	8,064
Billing and collection services	26,921	-	8,983	-
Financing component <sup>(5)</sup>	104,586	21,942	35,040	21,942
Other services	230,863	162,571	98,478	49,373
Refunds	(345,049)	(211,083)	(132,348)	(85,500)
<b>Total rendering of services</b>	<b>17,908,320</b>	<b>13,700,899</b>	<b>6,403,265</b>	<b>4,594,220</b>
Leases	78,525	69,612	26,391	22,171
<b>Total revenue</b>	<b>18,027,285</b>	<b>13,789,552</b>	<b>6,444,618</b>	<b>4,621,586</b>

Amounts stated in millions of Colombian pesos

- (1) The increase in generation services is explained at the EPM Parent Company due to higher sales of long-term electricity sales contracts and the increase in units sold due to high generation rates.
- (2) The increase in distribution services is due to the incorporation of the revenues of the affiliate CaribeMar; additionally, there is higher demand for electricity sales and higher prices at the national subsidiaries and recognition of the rate option of the EPM Parent Company in CREG resolutions 102 and 058/2020. The international affiliates display growth due to a greater number of customers and the increase in average sales prices.
- (3) The increase in gas services at the EPM Parent Company is due to higher consumption by customers and higher sales to thermal plants.
- (4) The increase in water services was mainly at ADASA due to exchange differences despite lower consumption in both the regulated and non-regulated markets; at the EPM Parent Company, the increase was due to the annual application plan (PAG, for the Spanish original) recognized in May, which is related to amounts that were not charged in 2020 due to the COVID-19 measures; at the national affiliates due to an increase in the number of customers, higher consumption and application of rate increases starting in February.

- (5) The increase corresponds to greater revenue for funding services from the Social Financing Program - SOMOS - at the EPM Parent Company, CHECH, EDEQ and ESSA.
- (6) This represents interest and late payment charge interest related to accounts receivable for public utilities; the increase arises because in the previous year they were recorded under financial revenues.

At September 30, 2021, the impacts of the coronavirus (COVID-19) pandemic that have been estimated in relation to revenues from ordinary activities are: lower amounts in other revenues from ordinary activities by (\$15,912) mainly from construction contracts of subsidiary TICSAs, by (\$15,424).

The Group recognizes all its revenue from the satisfaction of performance obligations and most of its contracts with customers are for less than one year.

The Group recognized the following values in the period, for contracts in force as of the cut-off date:

#### Construction contracts

The method used to determine the degree of progress of construction contracts is the resource method.

The Group recognizes the following values in the period, for contracts valid on the cut-off date indicated in the previous paragraph.

September 30, 2021	Contract asset balance at beginning of period	Contract asset balance at the end of the period	Liability balance at the beginning of the period	Liability balance at the end of the period	Recognized revenue during the period correspondence to the liability of the previous period	Pending value of the performance obligations that have not been paid in the current year
Contract 1 - Contract FAER GGC-105	-	-	1	1	1	1
Contract 3 - Ecopetrol Agreement	-	-	1,934	1,922	1	1,922
Contract 4 - Governance Contract	-	-	156	156	-	156
Contract 6 - Administration fee FAER GGC 105 y 313- Construction contracts	-	-	4	4	-	4
Contract 7 - Contract FAER 2019 third party resources	96	96	30,417	30,043	333	30,043
Contract 8 - Contract FAZNI 2020	-	-	2,536	2,356	180	2,356
Contract 10 -FAER 2019- Administration	-	384	-	-	-	-
Construction contracts - agreements	502	409	2,142	2,515	384	-
Contract 5 -incluir-	-	-	-	-	-	-
<b>Total</b>	<b>598</b>	<b>889</b>	<b>37,190</b>	<b>36,997</b>	<b>899</b>	<b>34,482</b>

Amounts stated in millions of Colombian pesos

September 30, 2020	Contract asset balance at beginning of period	Contract asset balance at the end of the period	Liability balance at the beginning of the period	Liability balance at the end of the period	Recognized revenue during the period correspondence to the liability of the previous period	Pending value of the performance obligations that have not been paid in the current year
Contract 1 - Contract FAER GGC-105	-	-	189	190	-	190
Contract 2 - Fundescat Agreement	-	-	31	0	31	0
Contract 3 - Ecopetrol Agreement	-	-	2,075	1,945	138	1,945
Contract 4 - Governance Contract	-	-	169	168	-	168
Contract 6 - Administration fee FAER GGC 105 y 313- Construction contracts	-	-	4	4	-	4
Contract 7 - Contract FAER 2019 third party resources	-	-	15,069	23,785	-	23,785
Contract 9 - OHL Agreement	-	166	-	-	153	-
Construction contracts - agreements	2,001	463	11,277	4,759	-	-
<b>Total</b>	<b>2,001</b>	<b>629</b>	<b>28,814</b>	<b>30,851</b>	<b>322</b>	<b>26,092</b>

Amounts stated in millions of Colombian pesos

## Other contracts with customers

September 30, 2021	Contract asset balance at beginning of period	Contract asset balance at the end of the period	Liability balance at the beginning of the period	Liability balance at the end of the period	Recognized revenue during the period correspondence to the liability of the previous period
Contract of uniform conditions for regulated services <sup>(1)</sup>	1,006,896	1,215,401	15,496	16,215	3,525
Non-regulated market -NRM or Large Customers <sup>(2)</sup>	219,241	586,846	13,422	14,925	15,130
XM Representation Contract	13,097	42,507	-	-	-
Other contracts with customers	-	-	1,019	736	518
<b>Total</b>	<b>1,239,234</b>	<b>1,844,754</b>	<b>29,937</b>	<b>31,876</b>	<b>19,173</b>

Amounts stated in millions of Colombian pesos

September 30, 2020	Contract asset balance at beginning of period	Contract asset balance at the end of the period	Liability balance at the beginning of the period	Liability balance at the end of the period	Recognized revenue during the period correspondence to the liability of the previous period
Contract of uniform conditions for regulated services <sup>(1)</sup>	797,336	960,536	20,459	5,648	2,359
Non-regulated market -NRM or Large Customers <sup>(2)</sup>	160,086	513,942	10,098	7,263	3,073
Other contracts with customers	-	-	6,216	5,039	-
<b>Total</b>	<b>957,422</b>	<b>1,474,478</b>	<b>36,773</b>	<b>17,950</b>	<b>5,432</b>

Amounts stated in millions of Colombian pesos

- (1) Contracts with uniform conditions are those through which the EPM Group, provides residential public utilities in exchange for a price, which will be set according to the current rates, and according to the use of the service by customers, subscribers or property owners and that the users who benefit from the services provided by EPM, accept and abide by all the provisions defined therein.
- (2) In Colombia, Resolution 131 of December 23, 1998 issued by the Energy and Gas Regulatory Commission (CREG, for the Spanish original) establishes the conditions for the supply of electricity to large consumers and Article 2 thereof indicates the limits for a user to contract the supply of electricity on the competitive market. This resolution allows the signing of contracts with large consumers to establish prices by mutual agreement for the supply of electricity. The purpose of the contract is to supply electricity to the consumer, as an unregulated user, to meet its own demand.

Another important contract is the representation agreement with XM, which manages the Wholesale Energy Market in Colombia, attending to the commercial transactions of market agents.

Contract liabilities are primarily revenues received in advance from customers for provision of services, which are recognized over time. The opening balance of the period was \$29,937; \$19,173 has been recognized as revenue during the current period. The end balance of \$31,876 is expected to be received in the next 12 months.

For these contracts, the outstanding value of unmet performance obligations could not be identified since they do not have a stipulated termination date.

## Note 17 Other income

The breakdown of other income is as follows:

Other income	September 30, 2021	September 30, 2020	For the three months ended September 30, 2021	For the three months ended September 30, 2020
Government grants <sup>(1)</sup>	89,688	896	29,874	316
Recoveries <sup>(2)</sup>	87,594	122,405	36,803	83,145
Uses <sup>(3)</sup>	14,721	4,705	3,157	2,209
Other ordinary income <sup>(4)</sup>	13,014	32,902	5,365	9,460
Surplus <sup>(5)</sup>	2,518	8,195	528	2,494
Compensations <sup>(6)(7)</sup>	1,281	102,540	556	10,833
Valuation of investment properties <sup>(5)</sup>	580	1,114	580	1,114
Reversal loss of impairment of property, plant and equipment value, right-of-use assets and intangible assets <sup>(5)(8)</sup>	66	-	45	-
<b>Total</b>	<b>209,462</b>	<b>272,757</b>	<b>76,908</b>	<b>109,571</b>

Amounts stated in millions of Colombian pesos

- (1) The increase is explained in the subsidiary Afinia de la Costa S.A.S. E.S.P., the subsidy corresponding to Government grants for variations in the energy collection and loss indicators, in accordance with the share purchase agreement signed by Electrificadora del Caribe S.A. E.S.P. and Empresas Públicas de Medellín on March 30, 2020. The value recognized as of September 30 is \$ 88,723..
- (2) The variation was explained at EPM Parent Company by the combined effect of the reduction which in 2020 included recovery for COP \$73,832 for the commissioning of the assets of the Jepirachi Wind Park, permitted via CREG Resolution 136 of 2020, and, on the other hand, as of September 2021 there was recovery due to updates to the lawsuit provision for COP \$33,582, mainly in administrative lawsuits for second instance sentences in favor of EPM, with pretensions in pesos and dollars. The value of the effective recoveries reaches COP \$27,126 (2020: COP \$102,168), and the non-effective recoveries COP \$60,468, (2020: COP \$20,235) presented in the cash flow statement.
- (3) The increase is explained by: i) the ESSA branch for the value of COP \$5,764 which obeys the sale of the Termobarranca and Termopalenque branches, whose assets had been canceled. These plants were sold as waste. And in ii) EPM Parent Company for a value of COP \$4,135 corresponding to waste sales from the Storage Warehouse
- (4) The reduction in other ordinary revenues is mainly at the affiliate EEGSA, which decreased by COP \$18,218 compared to the previous year and follows a work carried out to settle the income accounts, which agreed modifications in mapping, which caused the variation in this item..
- (5) This amount is considered effective revenue.
- (6) The reduction is because, at EpM Parent Company, during the previous year compensation was received for lost profits due to the low hydrology policy for COP \$65,848 and the policy for the emergency that occurred in 2017 at the Playas Hydroelectric Plant for COP \$23,871 and at the CHEC branch in 2020. Compensation was received for a value of COP \$9,638 for the Curuzao tunnel emergency.
- (7) Includes COP \$1 of compensation for damage to assets that are disclosed as part of the item resulting from compensation for activities related to investment flows in the cash flow statement.
- (8) Disclosed as part of the reversal of impairment loss in the value of the property, plant and equipment and intangible assets in the cash flow statement.



## Note 18. Income for sale of assets

The detail of the profit on the sale of assets is as follows:

Profit on sale of assets	September 30, 2021	September 30, 2020	For the three months ended September 30, 2021	For the three months ended September 30, 2020
Profit from sale of property, plant and equipment <sup>(1)(2)</sup>	626	196	170	23
Profit on disposal of rights of use	84	76	47	-
Profit from sale of investment properties	3	45	3	-
<b>Total</b>	<b>713</b>	<b>317</b>	<b>220</b>	<b>23</b>

*Amounts stated in millions of Colombian pesos*

- (1) The increase is explained by the sale by the EPM Parent Company of a strip of land of the Oriente Substation located in the municipality of Rionegro for \$298 and the sale of the vehicle for \$ 104.
- (2) The gain from the sale of assets for \$626 is ineffective and is disclosed as part of the caption result from disposal of property, plant and equipment, rights of use, intangibles and investment properties in the statement of cash flows.
- (3) The gain on cancellation of recognition of rights of use of \$84 is ineffective and disclosed under the income item of disposal of property, plant and equipment, rights of use, intangible assets and investment properties in the cash flow statement..

## Note 19. Costs of goods sold and services rendered

The breakdown of costs of services rendered is as follows:

Costs for services rendered	September 30, 2021	September 30, 2020	For the three months ended September 30, 2021	For the three months ended September 30, 2020
Block and/or long-term purchases <sup>(1)</sup>	3,604,718	2,335,378	1,244,956	768,036
Exchange and/or short-term purchases	2,624,050	2,616,643	973,768	755,533
Use of lines, networks and pipelines <sup>(2)</sup>	1,565,962	1,100,439	551,167	377,998
Personal services <sup>(3)</sup>	788,519	671,312	265,920	217,773
Depreciation <sup>(4)</sup>	699,758	673,159	233,652	241,678
Orders and contracts for other services <sup>(5)</sup>	588,638	428,251	208,468	152,728
Cost of distribution and/or commercialization of natural gas <sup>(6)</sup>	438,706	404,979	158,611	131,239
Maintenance and repair orders and contracts <sup>(7)</sup>	398,033	235,484	147,637	89,996
Commercial and financial management of the service <sup>(8)</sup>	167,966	23,962	76,676	7,982
Licenses, contributions and royalties	164,995	118,215	68,623	36,778
Amortization <sup>(4)</sup>	143,292	122,519	46,704	48,863
Materials and other operating costs	130,853	90,632	54,135	31,553
Consumption of direct inputs	116,968	116,164	42,050	37,365
Insurance	102,616	85,213	44,611	25,983
General	94,059	72,358	40,024	31,073
Fees	92,444	50,310	37,764	18,697
Other	69,171	32,930	28,614	10,640
Taxes and fees	68,440	66,948	20,878	25,711
Connection cost	54,648	6,220	18,497	1,657
Amortization of rights of use <sup>(4)</sup>	33,690	31,408	11,982	10,489
Public utilities	23,581	19,240	9,284	5,821
Leases	19,201	12,016	6,233	4,169
Marketed goods	18,867	13,919	7,928	4,932
Depletion <sup>(4)</sup>	9,440	7,237	2,210	1,352
Costs associated with transactions in the wholesale market	9,300	9,819	3,216	3,336
Liquefied natural gas	7,772	5,098	2,978	1,835
Inventory write-down <sup>(4)</sup>	1,066	154	693	154
Cost of water service rendering losses	307	54	292	22
Insurance and reinsurance services	-	2,003	-	1,998
<b>Total cost of services rendered</b>	<b>12,037,060</b>	<b>9,352,064</b>	<b>4,307,571</b>	<b>3,045,391</b>

Amounts stated in millions of Colombian pesos

- (1) Increase explained by the inclusion of the costs of the Afinia affiliate: wholesale purchases \$1,174,107; in the national energy subsidiaries higher energy purchases due to high demand.
- (2) Increase explained by: i) inclusion of the costs of the Afinia branch for COP \$358,612; ii) in national energy branches, it follows increased network costs, mainly in the STN due to the cumulative behavior of the IPP, in the external SDL due to greater demand, and in the external STR due to the application of CREG Resolution 015 of 2018.

- (3) Increase explained by: i) inclusion of the costs of the Afinia branch for COP \$55,070; ii) at EPM Parent Company for COP \$45,138 for the contracting of staff for the execution of new projects.
- (4) Non-cash expenses.
- (5) Increase explained by: i) the inclusion of the costs of the Afinia branch for COP \$96,237; ii) for greater costs of the installation, de-installation and reading services, mainly at the EPM Parent Company.
- (6) Increase explained by the greater cost of supply and transport of gas impacted by a greater price due to Market representative rate behavior and greater executed quantities.
- (7) Increased explained by: i) the inclusion of the Afinia branch costs for COP \$107,941; ii) for greater maintenance in lines, networks, and ducts and terrains, mainly at EpM Parent Company; III) greater costs in construction contracts at the TICSA branch.
- (8) Increase explained by the inclusion of the costs of the Afiina branch for COP \$139,856.

Additionally, at September 30, 2021, other impacts of the pandemic have been estimated in connection with service provision costs, including: lower costs associated with consumption or demand for services for \$13,238 and higher biosafety measures associated with overhead, personal services, orders and contracts for \$16,857.

## Note 20. Administrative expenses

The breakdown of administrative expenses is as follows:

Administrative expenses	September 30, 2021	September 30, 2020	For the three months ended September 30, 2021	For the three months ended September 30, 2020
<b>Personnel expenses</b>				
Wages and salaries <sup>(1)</sup>	409,589	365,535	136,351	118,034
Social security expenses	89,345	77,603	10,853	26,962
Pension expenses <sup>(2)(3)</sup>	35,836	35,502	12,046	11,809
Interest rate benefits to employees	7,017	6,426	2,281	2,053
Other post-employment benefit plans other than pensions <sup>(2)(3)</sup>	3,800	3,920	1,264	1,362
Other long-term benefits	3,143	3,173	1,147	1,071
Termination benefits	1,883	1,629	704	578
<b>Total personnel expenses</b>	<b>550,613</b>	<b>493,788</b>	<b>164,646</b>	<b>161,869</b>
<b>General expenses</b>				
Taxes, contributions and fees <sup>(4)</sup>	198,654	131,983	66,421	40,858
Commissions, fees and services	85,877	80,302	32,305	33,551
Depreciation of property, plant and equipment <sup>(3)</sup>	59,315	56,717	19,005	17,959
Maintenance	51,454	50,492	16,947	18,275
Intangible assets <sup>(5)</sup>	47,143	36,951	17,449	15,881
Provision for contingencies <sup>(2)(3)(7)</sup>	38,778	107,384	(13,139)	73,523
General insurance	37,815	30,847	18,514	13,321
Provision for contingencies <sup>(2)(3)(7)</sup>	33,413	53,067	14,211	38,984
Amortization of intangible assets <sup>(3)</sup>	32,874	29,851	11,848	10,173
Provision for decommissioning, removal or rehabilitation <sup>(2)(3)(8)</sup>	25,503	57,238	8,573	44,502
Surveillance and security	21,916	15,069	7,582	4,995
Other general expenses	21,164	22,193	5,982	7,299
Amortization of rights of use <sup>(3)</sup>	17,126	16,177	5,944	5,456
Other miscellaneous provisions <sup>(2)(3)(9)</sup>	12,629	41,091	9,207	6,695
Advertising and publicity	10,295	8,198	4,863	3,990
Public utilities	9,252	5,765	3,374	2,801
Licenses and safe-conducts	8,625	9,808	990	483
Cleaning, cafeteria, restaurant and laundry services	7,148	8,400	2,462	2,729
Provision for insurance and reinsurance <sup>(3)(10)</sup>	6,548	681	6,548	(213)
Communication and transportation	6,078	6,879	2,196	2,072
Christmas lighting	5,827	6,311	2,632	3,617
EAS technical reserve <sup>(2)(3)</sup>	4,975	2,229	4,895	1,536
Promotion and dissemination	4,973	5,427	1,991	1,980
Studies and projects	4,951	4,836	4,038	2,712
Leasing	3,978	3,993	1,347	1,316
Legal expenses	3,965	5,117	1,562	1,704
Apprenticeship contracts	3,772	3,417	1,335	1,124
Printing, publications, subscriptions and memberships	3,492	3,863	885	745
Materials and supplies	2,700	2,165	1,385	800
Information processing	2,509	2,427	969	792
Fuels and lubricants	2,307	1,586	954	590
Management contracts	1,839	1,433	626	770
Photocopies	1,195	1,840	382	614
<b>Total general expenses</b>	<b>778,090</b>	<b>813,737</b>	<b>264,283</b>	<b>361,634</b>
<b>Total</b>	<b>1,328,703</b>	<b>1,307,525</b>	<b>428,929</b>	<b>523,503</b>

Amounts stated in millions of Colombian pesos

- (1) Increase explained by: i) EPM Parent Company \$ 19,882 due to hiring of personnel to execute new projects; ii) Afinia \$ 7,653 due to incorporation of the expenses of the affiliate into the Group, iii) ADASA \$7,165 due to higher salaries and payment of bonus for ending labor dispute; and iv) DECA \$4,362 due to hiring of personnel.
- (2) It is disclosed under the item of provisions on defined-benefit and long-term post-employment plans in the cash flow statement.
- (3) Non-cash expenses.
- (4) The increase is explained by: i) Afinia \$46,007 due to incorporation of the affiliate's expenses into the Group; ii) EPM Parent Company \$16,029, mainly due to valuation contribution to the Department of Antioquia and increases in municipal and property taxes.
- (5) The increase at the EPM Parent Company is from the acquisition of licenses, due to hiring of personnel and improvements made to the licenses.
- (6) It is the update of the guarantees provided to the transportation firm Intercolombia for the months following the start-up of the Ituango Project connection infrastructure.
- (7) The variation was explained by the combined effect of the reduction of the provision for the care of the affected parties of the Ituango Hydroelectric Project for COP \$30,214, and for increase in the lawsuit provision, mainly at EPM Parent Company, for COP \$5,387 in administrative and labor matters, and at ADASA COP \$7,429 for legal lawsuit with the Superintendence.
- (8) The reduction was explained by: i) EPM Parent Company for COP \$30,954 for the update to the environmental and corporate provision of the Ituango Hydroelectric Project. In 2021, the provision reached COP \$24,482 (2020: COP \$56,819).
- (9) The reduction is explained by: i) EPM Parent Company for COP \$21,355 corresponding to the updates to the contingent compensation provision for Espíritu Santo and provision for response to the contingency at the Ituango Hydroelectric Project which in the previous year represented expenses as of September 2021, both provisions represented a recovery; ii) national energy branches for COP \$4,550 for the payment of the sanction to the Superintendency of Residential Public Utilities
- (10) Disclosed under the item of provisions on tax obligations, insurance and reinsurance and financial updating of the cash flow statement. The increase corresponds to the unearned premium of various re-insurance programs signed by the Maxseguros branch.

Additionally, at September 30, 2021, the estimated impact of the coronavirus (COVID-19) pandemic on administrative expenses include a \$4,293 increase for biosafety measures and other outlays associated with handling the COVID-19 and which had effects on overhead and personal services.

## Note 21. Other expenses

The breakdown of other expenses is as follows:

Other expenses	September 30, 2021	September 30, 2020	For the three months ended September 30, 2021	For the three months ended September 30, 2020
Other ordinary expenses <sup>(1)</sup>	20,686	14,749	2,413	5,339
Loss on retirement of property, plant and equipment <sup>(2) (3) (4)</sup>	17,006	7,522	1,795	2,667
Contributions to non-corporate entities <sup>(5)</sup>	15,055	11,967	7,134	3,631
Effective interest financing services	5,517	2,791	1,647	2,791
Arbitral awards and extrajudicial conciliations	1,625	2,512	866	1,493
Loss for changes to the reasonable value of investment property	501	-	501	-
Donations	158	634	128	41
Court rulings	149	524	43	260
Loss on sale of property, plant and equipment <sup>(1) (2)</sup>	55	400	55	390
Loss on derecognition of rights of use <sup>(1) (2)</sup>	37	178	(34)	82
Loss on derecognition of rights of use	3	1	-	-
Loss in the withdrawal of intangible assets <sup>(3) (4)</sup>	2	3	2	3
<b>Total</b>	<b>60,794</b>	<b>41,281</b>	<b>14,550</b>	<b>16,697</b>

Figures stated in millions of Colombian pesos

- (1) The increase is explained mainly at the TICSА branch (Ecotux) for COP \$7,050.
- (2) The increase is explained by the withdrawals of the property, plant and equipment at: i) EPM Parent Company for COP \$3,277; ii) Ensa for COP \$3,664; iii) EEGSA for COP \$2,032.
- (3) Non-cash expenses
- (4) Disclosed in the income item for disposal of property, plant and equipment, rights of use, intangible assets and investment properties in the cash flow statement.
- (5) The increase is explained at the EPM Parent Company for the contributions made to the EPM Foundation for COP \$14,669.
- (6) Disclosed under the Statement of income item for disposal of property, plant and equipment, rights of use, intangible assets and investment properties in the cash flow statement.
- (7) Disclosed under the net inventory overpaid in the cash flow statement.

## Note 22. Financial Income and Expenses

### 22.1 Financial income

The breakdown of financial income is as follows:

Financial income	September 30, 2021	September 30, 2020	For the three months ended September 30, 2021	For the three months ended September 30, 2020
<b>Interest revenue:</b>				
Bank deposits <sup>(1)</sup>	26,407	25,735	8,733	6,589
Interest income from financial assets at amortized cost <sup>(1)</sup>	6,562	269	2,279	250
Interest on accounts receivable and late payment <sup>(1)</sup>	51,889	44,896	8,165	(6,631)
Restricted funds <sup>(1)</sup>	909	1,929	385	532
Funds received in administration <sup>(1)</sup>	(107)	192	(168)	180
Yield from monetary restatement <sup>(1)</sup>	1	8	1	2
Gain from valuation of financial instruments at fair value <sup>(2)(3)</sup>	7,519	44,497	3,222	12,058
Gain from valuation of financial instruments at amortized cost <sup>(3)</sup>	268	4	51	(100)
Non-hedging derivative financial instruments valuation profit <sup>(2)(3)</sup>	-	236	-	(5,174)
Gain on trust rights <sup>(2)(3)</sup>	14,128	29,146	8,911	17,735
Other financial income <sup>(1)</sup>	11,641	5,579	5,370	952
<b>Total financial income</b>	<b>119,217</b>	<b>152,491</b>	<b>36,949</b>	<b>26,393</b>

Amounts stated in millions of Colombian pesos

- (1) It is disclosed under the item of Revenues from interest and yields in the cash flow statement.
- (2) Reduction in the valuation of financial instruments and trust rights explained by the market's behavior, which has produced significant devaluations that are thus reflected in the portfolio of temporary investments. They are included in the income statement item for valuation of financial instruments and hedge accounting in the cash flow statement.
- (3) They are included in the income statement item for valuation of financial instruments and hedge accounting in the cash flow statement.

## 22.2 Financial expenses

The breakdown of financial expenses is as follows:

Finance expenses	September 30, 2021	September 30, 2020	For the three months ended September 30, 2021	For the three months ended September 30, 2020
Interests for lease liabilities <sup>(3)</sup>	43,797	43,887	15,526	14,456
Other interest expenses <sup>(3)</sup>	25,133	23,249	6,974	10,420
<b>Total interests</b>	<b>68,930</b>	<b>67,136</b>	<b>22,500</b>	<b>24,876</b>
External long-term public credit operations <sup>(3)</sup>	-	6,308	-	1,815
Short-term internal financing operations <sup>(3)</sup>	38,554	41,856	11,154	16,729
Long-term internal financing operations <sup>(3)</sup>	176,334	193,718	66,336	56,513
Short-term external financing operations <sup>(3)</sup>	15,530	8,058	1,040	8,058
Long-term external financing operations <sup>(1) (3)</sup>	514,451	462,920	179,544	173,965
Financial instruments for hedging purposes <sup>(1)(3)</sup>	59,448	12,478	20,100	8,489
Total interest expense on other financial liabilities not measured at fair value through profit or loss <sup>(3)</sup>	538	488	215	167
<b>Other financial costs:</b>				
Commissions other than amounts included in determining the effective interest rate <sup>(3)</sup>	8,817	7,884	2,665	3,331
Interest on financial liabilities and valuation losses on investments and other assets <sup>(2)</sup>	162,968	110,183	54,926	54,663
<b>Total finance expenses</b>	<b>1,045,570</b>	<b>911,029</b>	<b>358,480</b>	<b>348,606</b>

Figures stated in millions of Colombian pesos

- (1) It is disclosed under the heading of expenses for interests and commissions of the statement of cash flows
- (2) Increase at the EPM Parent Company explained by greater indebtedness and increase in the number of financial hedging contracts.
- (3) The increase is explained by: i) EPM Parent Company for \$18.670, mainly due to loss in value of trust fund units as a result of market fluctuations and losses on derivative non-hedging instruments, and at ADASA \$34,422 for other financial expenses.

For the effects of presentation, in the cash flow statement: \$147,224 (2020 \$92,152) are disclosed under the income statement item for valuation of financial instruments and hedge accounting and \$15.744 (2020 \$18,031) are disclosed under the item of provisions on tax obligations, insurance and reinsurance and financial updating.

At September 30, 2021, the estimated impacts of the coronavirus (COVID -19) pandemic are higher financial revenues of \$4,428 from refinancing of accounts receivable and others, and higher financial expenses of \$5,097 from refinancing of loans and others.



## Note 23. Net foreign exchange difference

The effect of transactions in foreign currency was as follows:

Exchange difference, net	September 30, 2021	September 30, 2020	For the three months ended September 30, 2021	For the three months ended September 30, 2020
<b>Exchange difference income</b>				
<u>Own position</u>				
For goods and services and others	10,161	15,061	(8,994)	(2,373)
For liquidity	313,483	235,250	(44,180)	158,299
Receivables	14,819	170,620	59,649	82,738
Provisions	531	-	(531)	-
Other adjustments due to exchange differences	229	1,454	3,606	(1,522)
<u>Financial</u>			-	
Gross Income	2,966	86,016	(5,242)	5,479
Debt hedging	669,739	239,762	137,916	175,537
<b>Total foreign exchange difference income</b>	<b>1,011,928</b>	<b>748,163</b>	<b>142,224</b>	<b>418,158</b>
<b>Foreign exchange difference expense</b>				
<u>Own position</u>				
For goods and services and others	(35,691)	(20,486)	(8,119)	(7,422)
For liquidity	(107,009)	(6,663)	(5,468)	3,505
Receivable accounts	(3,434)	-	(3,311)	-
Provisions	(14,901)	-	(544)	-
Other adjustments due to exchange difference	15,533	(32,096)	1,129	843
<u>Financial</u>				
Gross expense	(890,436)	(1,436,555)	(47,214)	(439,811)
<b>Total foreign exchange difference expense</b>	<b>(1,035,938)</b>	<b>(1,495,800)</b>	<b>(63,527)</b>	<b>(442,885)</b>
<b>Exchange difference, net</b>	<b>(24,010)</b>	<b>(747,637)</b>	<b>78,697</b>	<b>(24,727)</b>

Amounts stated in millions of Colombian pesos

The rates used for the conversion of foreign currency in the consolidated financial statements are:

Currency	Code	Exchange to USD as of		Exchange rate as of		Average exchange rate	
		September 30	September 30	September 30	September 30	as of September 30	as of September 30
		2021	2020	2021	2020	2021	2020
United States Dollar	USD	-	-	3,834.68	3,878.94	3,821.54	3,750.22
Guatemalan quetzal	GTQ	7.73	7.79	495.84	498.19	494.26	483.45
Mexican peso	MXN	20.54	22.08	186.65	175.71	190.83	173.38
Chilean peso	CLP	812.20	787.82	4.72	4.92	4.87	4.85

At September 30, 2021, the main gains and expenses in currency exchange differences are of the EPM Parent Company from the translation of dollar denominated debt for \$- 890,436 and debt hedging

derivatives for \$ 669,739, respectively, associated with the cumulative devaluation of the Colombian peso, which totaled 11.7% (2020: 18.4 %) and at the closing rate of \$3,834.68 (2020: \$3,878.94).

## Note 24. Income tax

As of September 30, 2021, the effective rate of income tax was 22.03% (as of September 30, 2020, 25.96%).

Income Tax	September 30, 2021	September 30, 2020
Profit of the period before taxes from continuing activities	3,535,716	1,689,714
Current income tax	621,251	633,950
Deferred income tax	157,575	(195,263)
Total income tax	778,826	438,687
Effective rate	22.03%	25.96%

*Amounts stated in millions of Colombian pesos*

The variation in the effective rate originated from a combined effect of items, such as:

- Reduction in the nominal income tax rate in Colombia, which decreased from 32 % in 2020 to 31 % in 2021.
- Greater differed liabilities tax in 2021 due to the adjustment of the new income tariff at the parent company and branches in Colombia to 35% (Energy Generation Sector tariff stabilized from 33%). The adjustment comes from the new rate approved in Law 2155 of September 14, 2021. The greater value of expenses in the differed tax in the period that was reported was COP \$190,747, without this adjustment the effective rate was 17%.
- Greater value of the special deductions granted by the Colombian regulations in aspects such as, investments in real productive fixed assets in the parent company, benefit allowed by the legal stability contract.
- The change in pre-tax profit is due to greater elimination of permanent items in the consolidation process, such as the equity method from one year to the next, which affected the effective tax rate at the consolidated level.

## Note 25. Information to be disclosed on related parties

EPM, the parent company of the EPM Group, is a decentralized industrial and commercial company of municipal order, whose sole owner is the Municipality of Medellín. Its capital is not divided into shares.

Related parties of the Group are subsidiaries, associates and joint ventures, including subsidiaries of associates and joint ventures, key management personnel, as well as entities over which key management personnel may exercise control or joint control and post-employment benefit plans for the benefit of employees.

Balances and transactions between EPM Group companies have been eliminated in the consolidation process and are not disclosed in this note. The total value of the transactions performed by the Group with its related parties during the corresponding period is shown below:

Transactions and balances with related parties	Income <sup>(1)</sup>	Costs/ Expenses <sup>(2)</sup>	Amounts receivable <sup>(3)</sup>	Amounts payable <sup>(4)</sup>	Guarantees and collateral received <sup>(5)</sup>
<b>Associates:</b>					
September 30, 2021	21,862	28,064	1,301	5,003	-
December 31, 2020	77,116	40,773	2,264	7,898	-
<b>Key management personnel of the company or its controlling company:</b>					
September 30, 2021	2	15,238	787	4,233	1,006
December 31, 2020	5	20,416	1,237	3,310	1,532
<b>Other related parties:</b>					
September 30, 2021	13,847	91,149	49,263	135,003	-
December 31, 2020	108,275	112,870	24,972	11,311	-

Amounts stated in millions of Colombian pesos

- (1) Income from transactions with associates corresponds to the sale of services related to information and communication technologies, information services and the complementary activities related to them. Income generated with other related parties corresponds mainly to the sale of electricity, the rendering of public utilities and financial services. Detail of the income obtained by the Group from its related parties is as follows:

	Revenues	September 30, 2021	December 31, 2020
Associates	Sale of goods and services	13,626	51,416
	Other	8,237	25,700
Key management personnel of the company or its controlling company	Sale of goods and services	2	5
Other related parties	Sale of goods and services	7,009	87,372
	Interest	3	1,525
	Fees	4,576	10,186
	Other	2,259	9,191
<b>Total income from related parties</b>		<b>35,712</b>	<b>185,396</b>

Amounts stated in millions of Colombian pesos

- (2) Corresponds to costs and expenses arising from transactions involving the purchase of electricity, the acquisition of goods and services, including services related to communications and complementary activities, with associates and other related parties. The detail of costs and expenses incurred by the Group with its related parties is as follows:

	Costs and Expenses	September 30, 2021	December 31, 2020
Associates	Purchase of goods and services	26,240	38,338
	Fees	1,804	2,393
	Other	-	42
Key management personnel of the company or its controlling company	Purchase of goods and services	10,063	13,997
	Fees	1,939	1,715
	Other	3,236	4,704
Other related parties	Purchase of goods and services	50,205	51,191
	Interest	-	4
	Fees	3,495	14,209
	Other	37,449	47,465
<b>Total costs and expenses incurred with related parties</b>		<b>134,430</b>	<b>174,058</b>

Amounts stated in millions of Colombian pesos

- <sup>(3)</sup> The Group keeps receivables from its related parties arising from the sale of electricity, the rendering of public utilities, the sale of services associated with information and communications technologies and information services, among others. The EPM Group classifies its receivables using criteria that enable it to prioritize the management of their recovery through the agencies responsible for them or collection entities. The collection applies according to the billing cycle with respect to public home utilities.
- <sup>(4)</sup> Payment policy, generally, is 30 days from the date of the invoice.
- <sup>(5)</sup> Collaterals and endorsements received correspond to mortgage collateral on housing loans granted to key management personnel.

Transactions between the Group and its related parties are carried out under conditions equivalent to those that exist in transactions between independent parties, in terms of their purpose and conditions.

#### Transactions and balances with government-related entities

The profits paid in the interim period by EPM on financial profits totaled \$1,261,974: \$761,974 ordinary and \$500,000 extraordinary (September 30, 2020, \$1,314,335: \$811,810 ordinary and 502,525 extraordinary)

#### Compensation to the Board of Directors and key Personnel of the Group:

Compensation to the members of the Board of Directors and key management personnel of the Group is as follows:

Concept	September 30, 2021	December 31, 2020
Wages and other short-term employee benefits	24,406	32,949
Pensions and other post-employment benefits	651	532
Other long-term employee benefits	1,005	906
<b>Remuneration to key management personnel</b>	<b>26,061</b>	<b>34,387</b>

Amounts stated in millions of Colombian pesos

Amounts disclosed are those recognized as costs or expenses during the period report for compensation to key management personnel.

## Note 26. Capital management

Capital of the Group includes indebtedness through the Capital Market, Commercial Banks, Development Banks, Development Agencies and Multilateral Banks, at national and international levels.

The Group manages its capital in order to plan, manage and assess the attainment of financial resources in the national and international financial markets, for strategic investments, and investment projects, through several options that optimize costs, guarantee the stability of adequate financial indicators and adequate credit rating, and minimize financial risk. For this, the following capital management policies and processes have been defined:

**Financing Management:** financing management comprises the performance of all long-term credit operations, in order to guarantee the timely availability of the resources required for the normal operation of the Group and to materialize the investment and growth decisions, striving to optimizing financing costs.

The Group has not made any changes to its capital management objectives, policies and processes during the period ended the cut-off date, nor has it been subject to external capital requirements.

In order to face the changes in the economic conditions, the Group implements proactive management mechanisms for its financing, enabling as far as it is feasible, different financing alternatives, so that at the time performance of any long-term credit operation is required, there will be access to the source that each time has availability of competitive market conditions at the necessary time.

Below are presented the values that the Group manages as capital:

Capital management	September 30, 2021	September 30, 2020
<b>Bonds and loans</b>		
Commercial bank loans	5,733,770	7,687,050
Multilateral bank loans	3,003,427	3,206,849
Development bank loans	1,768,175	1,787,257
Bonds and securities issued	15,016,392	14,194,175
Other loans	57,500	257,500
<b>Total debt</b>	<b>25,579,264</b>	<b>27,132,831</b>
<b>Total capital</b>	<b>25,579,264</b>	<b>27,132,831</b>

*Amounts stated in millions of Colombian pesos*

## Note 27. Measurement of fair value on a recurring and non-recurring basis

The methodology established in IFRS 13 -Fair value measurement specifies a hierarchy in the assessment techniques based on whether the variables used in the determination of the fair value are observable or not.

The Group determines the fair value on a recurring and non-recurring basis, as well as for disclosure purposes:

- Based on prices quoted in assets or liabilities markets identical to those the Group can access on the measurement date (level 1).
- Based on inputs applied on valuation methodologies commonly used by market participants, which are different from observable quoted prices for assets or liabilities, directly or indirectly (level 2).
- Based on internal valuation techniques of cash flow discounts or other valuation models, using variables estimated by the Group that are non-observable for the asset or liability, in absence of variables observed in the market (level 3).

### Assessment techniques and variables used in the Group for measurement of fair value for recognition and disclosure:

**Cash and cash equivalents:** include fixed income instruments and trust duties. The latter reflects the balance of the Collective Investment Funds (CIF) held by the EPM Group. These funds are used as a savings and investment mechanism and are managed by trust companies. Through these funds, resources are invested in a portfolio of assets which are restated to fair value. The EPM Group uses the market approach as a valuation technique for this item. These items are classified in level 1 of the fair value hierarchy.

**Fair value investments through profit or loss and through equity:** corresponds to investments made to optimise surplus liquidity, i.e. all those resources that are not immediately allocated to the development of the activities that constitute the corporate purpose of the companies. Additionally, includes the resources given to a financial institution as collateral for the sale of the Los Cururos Wind Farm and EPM Transmisión Chile. The EPM Group uses the market approach as a valuation technique, these items are classified in level 1 of the fair value hierarchy.

**Equity investments:** corresponds to the resources placed in participative securities of national or foreign entities, represented in shares or parts of societal interest. The methodologies used are: the market price for those listed on the stock exchange (level 1) and the discount of cash flows for the remaining ones (level 3).

**Trust rights:** corresponds to the rights arising from the conclusion of commercial trust contracts. The EPM Group uses the market approach as a valuation technique, these items are classified in level 1.

**Derivative instruments:** The Group uses derivative financial instruments such as forward contracts, futures contracts, swaps and options to hedge various financial risks, primarily interest rate, foreign exchange and commodity price risks. Such derivative financial instruments are initially recognized at fair value on the date the derivative contract is entered into and are subsequently remeasured at fair value. The Group uses as a valuation technique for swaps the discounted cash flow, in an income approach. The variables used are: Interest rate swap curve for dollar-denominated rates, to discount dollar flows; and external interest rate swap curve for Colombian peso-denominated rates, to discount flows in Colombian pesos. These items are classified in level 2 of the fair value hierarchy. Additionally, for the climate derivative put option, the Monte Carlo method is used as a valuation technique, which simulates the non-financial variable (rainfall measured at two weather stations located in the watersheds of two of the most important rivers in EPM's area of influence: Rio Abajo and Riogrande I) in a number of situations or

possible scenarios for a given event, including the limits and present value of the flows defined in the contract. This item is classified at Level 3 of the fair value hierarchy because it uses variables that are not derived from observable market data.

**Receivables:** comprised by the receivable from the business combination for the acquisition of the subsidiary Empresas Públicas de Rionegro. For its valuation, the discount of payment flows is considered, applying the weekly collection rates for 360-day CDT published by Banco de la República; and the receivable associated with the contract for the steady supply of liquid fuel (ACPM) for the Termoeléctrica La Sierra and Termodorada plants, which is updated according to the value of the fuel unit stated in the contract. Both items are classified in level 3 of the fair value hierarchy.

**Investment property:** are properties (land or buildings, considered in their entirety or in part, or both) held (by the Group in its own name or under a finance lease) to earn income, capital gains or both, rather than:

- Their use in the production or supply of goods or services, or for administrative purposes; or
- Their sale in the ordinary course of business.

The Group uses two valuation techniques for these items. Within the market approach, the comparative or market method is used, which consists of deducting the price by comparison of transactions, supply and demand and valuation results of similar or comparable properties, after adjustments of time, conformation and location. Within the cost approach, the residual method is used, which is applied only to buildings and is based on the determination of the updated cost of construction, less depreciation for age and condition. Both items are classified in level 3 of the fair value hierarchy.

**Contingent considerations:** originated by the business combinations in the acquisitions of the subsidiaries Espiritu Santo Energy S. de R.L. and Empresas Varias de Medellín S.A E.S.P. - EMVARIAS, the discount of payment flows is considered by applying the following discount rates: Libor rate and TES rate, respectively. These items are classified in level 3 of the fair value hierarchy.

**Other accounts payable:** this is the premium payable on the climate derivative whose valuation technique is the average of expected future flows, discounted at a risk-free rate plus a spread that takes into account the possibility of non-payment (own credit risk). This item is classified at Level 3 of the fair value hierarchy because it uses variables that are not derived from observable market data, such as own credit risk.

The following table shows for each of the fair value hierarchy levels, the Group's assets and liabilities measured at fair value on a recurring basis at the cut-off date:

Fair value on a recurring basis as of September 30, 2021	Book value	Level 1	Level 2	Level 3	Total
<b>Assets</b>					
Cash and cash equivalents	1,048,736	1,048,736	-	-	1,048,736
<b>Total negotiable or designated at fair value</b>	<b>1,048,736</b>	<b>1,048,736</b>	-	-	<b>1,048,736</b>
Fixed income securities	988,960	988,960	-	-	988,960
Equity securities investments at fair value	85,290	85,290	-	-	85,290
Investments pledged or pledged in guarantee	39,084	39,084	-	-	39,084
<b>Total other investments at fair value (See note 12)</b>	<b>1,113,335</b>	<b>1,113,335</b>	-	-	<b>1,113,335</b>
Variable income securities other equity investments	2,266,031	2,258,793	-	7,238	2,266,031
<b>Total other equity investments (See note 12)</b>	<b>2,266,031</b>	<b>2,258,793</b>	-	<b>7,238</b>	<b>2,266,031</b>
Trust in administration	422,397	422,397	-	-	422,397
<b>Total trust rights (See note 12)</b>	<b>422,397</b>	<b>422,397</b>	-	-	<b>422,397</b>
Options	109,780	-	-	109,780	109,780
Derivative swaps	130,952	-	130,952	-	130,952
<b>Total derivatives (See note 12)</b>	<b>240,732</b>	-	<b>130,952</b>	<b>109,780</b>	<b>240,732</b>
Other accounts receivable	23,397	-	-	23,397	23,397
<b>Total debtors (See note 11)</b>	<b>23,397</b>	-	-	<b>23,397</b>	<b>23,397</b>
Investment properties Urban and rural land	130,880	-	-	130,880	130,880
Investment property Buildings and houses	35,933	-	-	35,933	35,933
<b>Total investment properties</b>	<b>166,813</b>	-	-	<b>166,813</b>	<b>166,813</b>
<b>Liabilities</b>					
Provision - business combination	165,620	-	-	165,620	165,620
<b>Total contingent consideration (See note 15)</b>	<b>165,620</b>	-	-	<b>165,620</b>	<b>165,620</b>
Other accounts payable	89,109	-	-	89,109	89,109
<b>Total accounts payable</b>	<b>89,109</b>	-	-	<b>89,109</b>	<b>89,109</b>
Swaps derivative liabilities	202,461	-	202,461	-	202,461
<b>Total derivative liabilities</b>	<b>202,461</b>	-	<b>202,461</b>	-	<b>202,461</b>
<b>Total fair value on a recurring basis</b>	<b>4,824,250</b>	<b>4,843,260</b>	<b>(71,509)</b>	<b>52,498</b>	<b>4,824,250</b>

Amounts stated in millions of Colombian pesos



Fair value on a recurring basis as of December 31, 2020	Book value	Level 1	Level 2	Level 3	Total
<b>Assets</b>					
Cash and cash equivalents	624,500	624,500	-	-	624,500
<b>Total negotiable or designated at fair value</b>	<b>624,500</b>	<b>624,500</b>	-	-	<b>624,500</b>
Fixed income securities	2,245,812	2,245,812	-	-	2,245,812
Equity securities investments at fair value	79,928	79,928	-	-	79,928
Investments pledged or pledged in guarantee	35,148	35,148	-	-	35,148
<b>Total other investments at fair value (See note 12)</b>	<b>2,360,888</b>	<b>2,360,888</b>	-	-	<b>2,360,888</b>
Variable income securities other equity investments	2,559,131	2,551,207	-	7,924	2,559,131
<b>Total other equity investments (See note 12)</b>	<b>2,559,131</b>	<b>2,551,207</b>	-	<b>7,924</b>	<b>2,559,131</b>
Trust in administration	449,679	449,679	-	-	449,679
<b>Total trust rights (See note 12)</b>	<b>449,679</b>	<b>449,679</b>	-	-	<b>449,679</b>
Options	128,204	-	-	128,204	128,204
Derivative swaps	62,385	-	62,385	-	62,385
<b>Total derivatives (See note 12)</b>	<b>190,589</b>	-	<b>62,385</b>	<b>128,204</b>	<b>190,589</b>
Other accounts receivable	23,237	-	-	23,237	23,237
<b>Total debtors (See note 11)</b>	<b>23,237</b>	-	-	<b>23,237</b>	<b>23,237</b>
Investment properties Urban and rural land	129,172	-	-	129,172	129,172
Investment property Buildings and houses	35,947	-	-	35,947	35,947
<b>Total investment properties (See note 15)</b>	<b>165,119</b>	-	-	<b>165,119</b>	<b>165,119</b>
<b>Liabilities</b>					
Provision - business combination	155,378	-	-	155,378	155,378
<b>Total contingent consideration (See note 15)</b>	<b>155,378</b>	-	-	<b>155,378</b>	<b>155,378</b>
Other accounts payable	120,429	-	-	120,429	120,429
<b>Total accounts payable</b>	<b>120,429</b>	-	-	<b>120,429</b>	<b>120,429</b>
Swaps derivative liabilities	419,132	-	419,132	-	419,132
<b>Total derivative liabilities</b>	<b>419,132</b>	-	<b>419,132</b>	-	<b>419,132</b>
<b>Total fair value on a recurring basis</b>	<b>5,678,204</b>	<b>5,986,274</b>	<b>(356,747)</b>	<b>48,677</b>	<b>5,678,204</b>

Amounts stated in millions of Colombian pesos

During 2021 and 2020 no transfers have been made in the Group between the fair value hierarchy levels, either for transfers in or out of the levels.

The following tables present a reconciliation of the Group's assets and liabilities measured at fair value on a recurring basis using unobservable inputs (classified in level 3 of the fair value hierarchy) as of September 30, 2021 and December 31, 2020:

Changes in level 3 of the fair value hierarchy September 30, 2021	Initial balance	Changes recognized in income	Changes recognized in other comprehensive income	Acquisitions	Sales and transfers	Settlements	Final balance
<b>Assets</b>							
Variable income securities other equity investments	7,924	-	(686)	-	-	-	7,238
<b>Total other equity investments (See note 12)</b>	<b>7,924</b>	<b>-</b>	<b>(686)</b>	<b>-</b>	<b>-</b>	<b>-</b>	<b>7,238</b>
<b>Options</b>							
Options	128,204	(18,424)	-	-	-	-	109,780
<b>Total derivatives</b>	<b>128,204</b>	<b>(18,424)</b>	<b>-</b>	<b>-</b>	<b>-</b>	<b>-</b>	<b>109,780</b>
<b>Other accounts receivable</b>							
Other accounts receivable	23,237	160	-	-	-	-	23,397
<b>Total receivables</b>	<b>23,237</b>	<b>160</b>	<b>-</b>	<b>-</b>	<b>-</b>	<b>-</b>	<b>23,397</b>
<b>Investment properties Urban and rural land</b>							
Investment properties Urban and rural land	129,172	-	1,708	-	-	-	130,880
Investment properties Buildings and houses	35,947	-	(14)	-	-	-	35,933
<b>Total investment properties</b>	<b>165,119</b>	<b>-</b>	<b>1,694</b>	<b>-</b>	<b>-</b>	<b>-</b>	<b>166,813</b>
<b>Liabilities</b>							
Provision - business combination	155,378	10,242	-	-	-	-	165,620
<b>Total contingent consideration (See Note 15)</b>	<b>155,378</b>	<b>10,242</b>	<b>-</b>	<b>-</b>	<b>-</b>	<b>-</b>	<b>165,620</b>
<b>Other accounts payable</b>							
Other accounts payable	120,429	11,335	-	-	-	(42,655)	89,109
<b>Total accounts payable</b>	<b>120,429</b>	<b>11,335</b>	<b>-</b>	<b>-</b>	<b>-</b>	<b>(42,655)</b>	<b>89,109</b>

Amounts stated in millions of Colombian pesos

Changes in level 3 of the fair value hierarchy December 31, 2020	Initial balance	Changes recognized in income	Changes recognized in other comprehensive income	Acquisitions	Sales and transfers	Settlements	Final balance
<b>Assets</b>							
Variable income securities Other equity investments	7,947	-	(23)	-	-	-	7,924
<b>Total other equity investments (See note 12)</b>	<b>7,947</b>	<b>-</b>	<b>(23)</b>	<b>-</b>	<b>-</b>	<b>-</b>	<b>7,924</b>
<b>Options</b>							
Options	-	(14,028)	-	142,232	-	-	128,204
<b>Total derivatives</b>	<b>-</b>	<b>(14,028)</b>	<b>-</b>	<b>142,232</b>	<b>-</b>	<b>-</b>	<b>128,204</b>
<b>Other accounts receivable</b>							
Other accounts receivable	51,638	(28,401)	-	-	-	-	23,237
<b>Total receivables</b>	<b>51,638</b>	<b>(28,401)</b>	<b>-</b>	<b>-</b>	<b>-</b>	<b>-</b>	<b>23,237</b>
<b>Investment properties Urban and rural land</b>							
Investment properties Urban and rural land	107,398	-	(7,123)	-	28,897	-	129,172
Investment properties Buildings and houses	32,956	-	(10,297)	-	13,288	-	35,947
<b>Total investment properties</b>	<b>140,354</b>	<b>-</b>	<b>(17,420)</b>	<b>-</b>	<b>42,185</b>	<b>-</b>	<b>165,119</b>
<b>Liabilities</b>							
Provision - business combination	134,841	20,537	-	-	-	-	155,378
<b>Total contingent consideration (See Note 15)</b>	<b>134,841</b>	<b>20,537</b>	<b>-</b>	<b>-</b>	<b>-</b>	<b>-</b>	<b>155,378</b>
<b>Other accounts payable</b>							
Other accounts payable	-	(21,803)	-	142,232	-	-	120,429
<b>Total accounts payable</b>	<b>-</b>	<b>(21,803)</b>	<b>-</b>	<b>142,232</b>	<b>-</b>	<b>-</b>	<b>120,429</b>

Amounts stated in millions of Colombian pesos

The recorded value and estimated fair value of the Group's assets and liabilities that are not recognized at fair value in the consolidated statement of financial position, but require disclosure at fair value, as of September 30, 2021 and December 31, 2020 are as follows:

September 30, 2021	Book value	Level 2	Total
<b>Assets</b>			
Utility Services	4,725,177	4,729,462	4,729,462
Employees	180,620	186,743	186,743
Construction contracts	889	889	889
Other accounts receivable	1,817,775	1,847,566	1,847,566
<b>Total Assets</b>	<b>6,724,461</b>	<b>6,764,660</b>	<b>6,764,660</b>
<b>Liabilities</b>			
Development bank loans	1,768,175	1,768,175	1,768,175
Multilateral bank loans	3,003,427	3,003,427	3,003,427
Commercial bank loans	5,733,770	5,733,770	5,733,770
Bonds and securities issued	15,016,392	15,016,392	15,016,392
Other liabilities	57,500	53,651	53,651
<b>Total liabilities</b>	<b>25,579,264</b>	<b>25,575,415</b>	<b>25,575,415</b>
<b>Total</b>	<b>(18,854,803)</b>	<b>(18,810,754)</b>	<b>(18,810,754)</b>

*Amounts stated in millions of Colombian pesos*

December 31, 2020	Book value	Level 2	Total
<b>Assets</b>			
Utility Services	3,581,997	3,488,421	3,488,421
Employees	168,434	170,538	170,538
Construction contracts	598	482	482
Other accounts receivable	1,699,415	1,499,545	1,499,545
<b>Total Assets</b>	<b>5,450,444</b>	<b>5,158,986</b>	<b>5,158,986</b>
<b>Liabilities</b>			
Development bank loans	1,589,648	1,583,496	1,583,496
Multilateral bank loans	2,962,186	2,962,186	2,962,186
Commercial bank loans	6,006,780	6,539,779	6,539,779
Bonds and securities issued	13,691,688	14,392,309	14,392,309
Other liabilities	337,500	354,071	354,071
<b>Total liabilities</b>	<b>24,587,802</b>	<b>25,831,841</b>	<b>25,831,841</b>
<b>Total</b>	<b>(19,137,358)</b>	<b>(20,672,855)</b>	<b>(20,672,855)</b>

*Amounts stated in millions of Colombian pesos*

As of September 30, 2021 and December 31, 2020, there were no items in levels 1 and 3.

## Note 28. Operating segments

### 28.1 Information by segments

For management purposes, the Group is organized into segments based on its products and services, and has the following eight operating segments on which information is presented:

- Electricity Generation Segment, which activity consists in the generation of electric power and commercialization of large electric power blocks, from the acquisition or development of a portfolio of power proposals for the market.
- Electricity Distribution Segment, which activity consists in transporting electric power through a set of lines and substations, with their associated equipment, which operate at voltages below 220 kv, the commercialization of energy to the end user of the regulated market and the development of related and complementary activities. It includes the Regional Transmission System (STR), the Local Distribution System (SDL), the public lighting utility and the provision of associated services.
- Electricity Transmission Segment, which activity consists in the transportation of energy in the National Transmission System (STN), consisting of the set of lines, with their corresponding connection equipment, operating at voltages equal to or greater than 220 KV. The National Transmitter (TN) is the legal entity that operates and transports electricity in the STN or has established a company whose purpose is the undertaking of such activity.
- Segment of Natural Gas Distribution and Commercialization, which activity consists of the gas conduction from the city gate to the final user, through medium-pressure and low-pressure pipes. It includes the sale of natural gas by different systems, among them distribution by network, vehicular natural gas, compressed natural gas and service stations.
- Water Segment, which activity consists of conceptualizing, structuring, developing and operating systems to provide water. It includes performing commercial management of the portfolio of services related to water supply for different uses, in addition to the use of the productive chain, specifically in the production of energy, and the supply of raw water.
- Sewage Segment, includes the activities of conceptualizing, structuring, developing and operating wastewater and solid waste management systems, in addition to the use of the productive chain, specifically in the production of energy and natural gas.
- Waste Management Segment, includes performing commercial management related to these services and the use of biosolids and other byproducts of wastewater treatment and solid waste management.
- Others Segment, which corresponds to the other activities not included in the segments mentioned above. Comprises: Entidad Adaptada de Salud (EAS) and Medical and Dental Services Unit, billing and collection services for third parties, income received from investment properties (leases), social financing, EATIC Laboratory tests, provision of the specialized transport service and services associated with information and communication technologies, information services and related activities.

The Group has not added operating segments to conform these eight reportable segments; however, it performs the activity of energy sale, which consists in the purchase of electricity in the wholesale market and its sale to other market agents or to regulated or non-regulated end users. Therefore, the Group includes its financial information in the corresponding segments of this activity.

Management supervises the results of operating segments separately in order to decide on the allocation of resources and assess their performance. Each segment performance is assessed on the basis of the profit or loss from operations before taxes and discontinued operations and is measured uniformly through profit or loss from operations of the Consolidated Financial Statements.

Transfer prices between operating segments are agreed as between independent parties in a manner similar to that agreed with third parties.

September 30, 2021	Generation	Transmission	Distribution	Natural Gas	Water supply	Wastewater management	Solid waste management	Other segments	Total segments	Intersegment eliminations	Consolidated
Revenues from external customers	2,840,228	214,750	12,306,093	786,364	1,111,671	657,106	201,011	120,237	18,237,460	-	18,237,460
Inter-segment revenues	1,000,751	81,803	397,597	192,338	46,777	11,880	949	88,300	1,820,395	(1,820,395)	-
<b>Total net income</b>	<b>3,840,979</b>	<b>296,553</b>	<b>12,703,690</b>	<b>978,702</b>	<b>1,158,448</b>	<b>668,986</b>	<b>201,960</b>	<b>208,537</b>	<b>20,057,855</b>	<b>(1,820,395)</b>	<b>18,237,460</b>
Costs and expenses excluding depreciation, amortization, provisions and impairment of PP&E and intangibles	(1,954,658)	(58,596)	(9,975,211)	(825,031)	(543,085)	(298,025)	(142,304)	(200,092)	(13,997,002)	1,749,646	(12,247,356)
Depreciation, amortization, depreciation, provisions and impairment of PP&E and intangibles	(245,518)	(44,048)	(517,109)	(16,024)	(175,772)	(84,772)	(31,952)	(30,799)	(1,145,994)	27,587	(1,118,407)
Impairment of accounts receivable	3,870	341	(322,593)	2,218	953	(41,760)	387	(10,411)	(366,995)	656	(366,339)
Other expenses	(20,867)	(1,309)	(23,373)	(933)	(7,532)	(6,627)	(1,190)	(129)	(61,960)	1,166	(60,794)
Interest and yield income	36,152	619	61,685	2,071	10,535	30,613	1,211	12,756	155,642	(62,412)	93,230
Interest income (other than interest and yields)	2,440	494	16,803	1,218	593	4,286	1,235	(1,074)	25,995	(8)	25,987
Total interest income	38,592	1,113	78,488	3,289	11,128	34,899	2,446	11,682	181,637	(62,420)	119,217
Interest expense	(184,111)	(35,138)	(230,407)	(39,307)	(100,112)	(105,736)	(2,094)	(244,151)	(941,056)	67,271	(873,785)
Interest expense (other than interest)	(61,168)	(180)	(26,298)	(1,082)	(59,097)	(10,868)	(5,864)	(8,244)	(172,801)	1,016	(171,785)
Total interest expense	(245,279)	(35,318)	(256,705)	(40,389)	(159,209)	(116,604)	(7,958)	(252,395)	(1,113,857)	68,287	(1,045,570)
Net foreign exchange difference	18,273	6,385	(45,979)	4,392	20,480	3,150	(2)	(30,604)	(23,905)	(105)	(24,010)
Equity method in income of associates and joint ventures	-	-	-	-	-	-	-	(84,948)	(84,948)	-	(84,948)
Effect of equity in equity investments	-	-	1,869	-	-	-	-	126,471	128,340	(1,877)	126,463
<b>Profit or loss for the period before income tax</b>	<b>1,435,392</b>	<b>165,121</b>	<b>1,643,077</b>	<b>106,224</b>	<b>305,411</b>	<b>159,247</b>	<b>21,387</b>	<b>(262,688)</b>	<b>3,573,171</b>	<b>(37,455)</b>	<b>3,535,716</b>
Income tax	(315,596)	(40,985)	(441,978)	(41,964)	(36,800)	(25,175)	(4,436)	105,778	(801,156)	22,330	(778,826)
Net movement in regulatory accounts related to income for the period	-	-	72,791	-	-	-	-	-	72,791	-	72,791
<b>Net profit or loss for the period</b>	<b>1,119,796</b>	<b>124,136</b>	<b>1,273,890</b>	<b>64,260</b>	<b>268,611</b>	<b>134,072</b>	<b>16,951</b>	<b>(156,910)</b>	<b>2,844,806</b>	<b>(15,125)</b>	<b>2,829,681</b>
Total assets without investments in associates and joint ventures and debit balances of deferred regulatory accounts	23,407,262	2,299,137	21,253,436	1,339,841	7,537,745	5,874,835	364,477	15,050,981	77,127,714	(12,268,814)	64,858,900
Investments in associates and joint ventures accounted for under the equity method of accounting	-	-	-	-	-	-	-	1,581,738	1,581,738	-	1,581,738
Deferred assets related to regulatory account balances	-	-	94,898	-	-	-	-	-	94,898	-	94,898
<b>Total assets and debits balances related to deferred regulatory account</b>	<b>23,407,262</b>	<b>2,299,137</b>	<b>21,348,334</b>	<b>1,339,841</b>	<b>7,537,745</b>	<b>5,874,835</b>	<b>364,477</b>	<b>16,632,719</b>	<b>78,804,350</b>	<b>(12,268,814)</b>	<b>66,535,536</b>
Total liabilities	13,618,818	1,251,654	12,070,957	845,641	3,977,585	2,500,722	304,854	5,975,216	40,545,447	(2,121,043)	38,424,404
Deferred liabilities related to regulatory account balances	-	-	28,469	-	-	-	-	-	28,469	-	28,469
<b>Total liabilities and credit balances of deferred regulatory accounts</b>	<b>13,618,818</b>	<b>1,251,654</b>	<b>12,099,426</b>	<b>845,641</b>	<b>3,977,585</b>	<b>2,500,722</b>	<b>304,854</b>	<b>5,975,216</b>	<b>40,573,916</b>	<b>(2,121,043)</b>	<b>38,452,873</b>
Additions to non-current assets	1,583,233	86,684	1,046,748	6,701	366,465	178,657	16,151	57,561	3,342,200	-	3,342,200

Amounts stated in millions of Colombian pesos

September 30, 2020	Electricity generation	Electricity transmission	Electricity distribution	Natural gas distribution and commercialization	Water	Sewage	Waste management	Other segments	Total segments	Inter-segments eliminations	Consolidated
Income outer customers	2,577,421	183,140	8,807,443	658,603	958,998	586,569	185,707	104,745	14,062,626	-	14,062,626
Inter-segment income	1,139,516	79,006	355,808	191,487	20,296	9,567	549	62,617	1,858,846	(1,858,846)	-
<b>Total income</b>	<b>3,716,937</b>	<b>262,146</b>	<b>9,163,251</b>	<b>850,090</b>	<b>979,294</b>	<b>596,136</b>	<b>186,256</b>	<b>167,362</b>	<b>15,921,472</b>	<b>(1,858,846)</b>	<b>14,062,626</b>
Costs and expenses without depreciation, amortization, provisions and impairment of PP&E and intangibles	(2,249,203)	(53,983)	(7,152,487)	(764,143)	(487,716)	(265,139)	(129,951)	(169,317)	(11,271,939)	1,811,900	(9,460,039)
Depreciation, amortization, provisions and impairment of PP&E and intangibles	(401,616)	(39,817)	(481,183)	(16,240)	(155,687)	(84,610)	(29,436)	(15,371)	(1,223,960)	24,410	(1,199,550)
Impairment loss on accounts receivable	(6,275)	1,055	(125,433)	(3,468)	(12,777)	(2,276)	(1,404)	(7,020)	(157,598)	(27)	(157,625)
Other expenses	(10,961)	(633)	(19,162)	(548)	(8,161)	(2,401)	(44)	(76)	(41,986)	705	(41,281)
Interest income and gains	19,792	609	78,719	11,029	17,313	53,109	2,968	21,951	205,490	(103,584)	101,906
Finance income (other than interest income and gains)	11,711	285	9,360	4,104	2,190	4,093	3,901	14,917	50,561	24	50,585
<b>Total financial income</b>	<b>31,503</b>	<b>894</b>	<b>88,079</b>	<b>15,133</b>	<b>19,503</b>	<b>57,202</b>	<b>6,869</b>	<b>36,868</b>	<b>256,051</b>	<b>(103,560)</b>	<b>152,491</b>
Interest expenses	(166,435)	(28,602)	(259,631)	(30,695)	(81,887)	(100,693)	(3,250)	(232,170)	(903,363)	110,401	(792,962)
Finance expenses (other than interest)	(59,755)	(409)	(17,416)	(2,406)	(23,460)	(5,154)	(7,501)	(2,990)	(119,091)	1,024	(118,067)
<b>Total financial expenses</b>	<b>(226,190)</b>	<b>(29,011)</b>	<b>(277,047)</b>	<b>(33,101)</b>	<b>(105,347)</b>	<b>(105,847)</b>	<b>(10,751)</b>	<b>(235,160)</b>	<b>(1,022,454)</b>	<b>111,425</b>	<b>(911,029)</b>
Net foreign exchange difference	(593,990)	(44,040)	(134,542)	(18,161)	(53,763)	(31,388)	(1)	128,239	(747,646)	9	(747,637)
Share of loss of equity accounted investees	-	-	-	-	-	-	-	(74,793)	(74,793)	(6,290)	(81,083)
Gain on equity investments	-	-	2,657	-	-	4	-	70,195	72,856	(15)	72,841
<b>Profit of the period before taxes</b>	<b>260,205</b>	<b>96,611</b>	<b>1,064,133</b>	<b>29,562</b>	<b>175,346</b>	<b>161,681</b>	<b>21,538</b>	<b>(99,073)</b>	<b>1,710,003</b>	<b>(20,289)</b>	<b>1,689,714</b>
Income Tax	(57,049)	(22,427)	(319,765)	(9,630)	(390)	(26,455)	(2,176)	(5,345)	(443,237)	4,550	(438,687)
Net movement of regulatory accounts related to profit or loss for the period	-	-	8,984	-	-	-	-	-	8,984	-	8,984
<b>Profit for the period</b>	<b>203,156</b>	<b>74,184</b>	<b>753,352</b>	<b>19,932</b>	<b>174,956</b>	<b>135,226</b>	<b>19,362</b>	<b>(104,418)</b>	<b>1,275,750</b>	<b>(15,739)</b>	<b>1,260,011</b>
Total assets without investments in associates and joint ventures and deferred regulatory liabilities	22,882,859	2,220,121	17,437,794	1,413,484	7,724,888	5,535,168	375,048	12,917,674	70,507,036	(9,390,134)	61,116,902
Investments in associates and joint ventures accounted for using the equity method	-	-	-	-	-	-	-	1,660,675	1,660,675	-	1,660,675
Deferred assets related to regulatory account balances	-	-	5,281	-	-	-	-	-	5,281	-	5,281
<b>Total assets and debits balances related to deferred regulatory account</b>	<b>22,882,859</b>	<b>2,220,121</b>	<b>17,443,075</b>	<b>1,413,484</b>	<b>7,724,888</b>	<b>5,535,168</b>	<b>375,048</b>	<b>14,578,349</b>	<b>72,172,992</b>	<b>(9,390,134)</b>	<b>62,782,858</b>
Total liabilities	14,041,884	1,267,529	10,998,251	941,108	4,090,257	2,430,627	312,504	5,663,873	39,746,033	(1,835,074)	37,910,959
Deferred liabilities related to regulatory account balances	-	-	17,602	-	-	-	-	-	17,602	-	17,602
<b>Total liabilities and credit balances of deferred regulatory accounts</b>	<b>14,041,884</b>	<b>1,267,529</b>	<b>11,015,853</b>	<b>941,108</b>	<b>4,090,257</b>	<b>2,430,627</b>	<b>312,504</b>	<b>5,663,873</b>	<b>39,763,635</b>	<b>(1,835,074)</b>	<b>37,928,561</b>
Additions of non-current assets	1,031,557	62,348	626,621	6,293	373,700	117,482	13,905	40,042	2,271,948	-	2,271,948

Figures stated in millions of Colombian pesos

## 28.2 Information by geographic area

### Revenue from outer customers

Country	September 30, 2021	September 30, 2020
Colombia (country of domicile of EPM)	13,174,769	9,194,682
Guatemala	2,061,833	1,960,481
Panama	1,503,883	1,620,254
El Salvador	808,825	695,880
Chile	550,133	457,383
Mexico	114,337	112,443
Ecuador	740	44
Bermuda	27,092	23,430
International intersegment eliminations	(4,152)	(1,971)
<b>Total countries other than Colombia</b>	<b>5,062,692</b>	<b>4,867,944</b>
<b>Total consolidated revenues</b>	<b>18,237,460</b>	<b>14,062,626</b>

*Amounts stated in millions of Colombian pesos*

Revenue information is based on customer location.

There is no customer in the Group who generates more than 10% of its revenue.

### Non-current assets

Country	September 30, 2021	December 31, 2020
Colombia (country of residence of EPM)	36,474,938	34,737,721
Chile	3,508,062	3,573,899
Panama	2,716,153	2,419,912
Guatemala	2,903,657	2,531,817
El Salvador	403,616	359,724
Mexico	1,392	1,621
<b>Total countries other than Colombia</b>	<b>9,532,878</b>	<b>8,886,973</b>
<b>Total non-current assets</b>	<b>46,007,817</b>	<b>43,624,694</b>

*Figures stated in millions of Colombian pesos*

For these purposes, non-current assets include property, plant and equipment, intangible assets and investment property including assets from the acquisition of subsidiaries and goodwill.

## Note 29. Events after the reporting period

After the date of presentation of the condensed consolidated interim financial statements and before the date of authorization of their publication, no other relevant events were presented that would imply adjustments to the figures.