



Empresas Públicas de Medellín E.S.P. and Subsidiaries

**Condensed Consolidated Interim Financial Statements
Under Colombian Generally Accepted
Accounting Principles (NCIF)
June 30, 2023, 2022 and December 31, 2022**

EMPRESAS PÚBLICAS DE MEDELLÍN E.S.P. AND SUBSIDIARIES

CONDENSED CONSOLIDATED STATEMENT OF FINANCIAL POSITION

As of June 30, 2023 and December 31, 2022

Figures expressed in millions of Colombian pesos

	Notes	June 30, 2023	June 30, 2022
Assets			
Non-Current Assets			
Property, plant and equipment, net	7	44,712,685	44,181,617
Investment property		187,939	190,574
Goodwill		3,394,468	3,693,266
Other intangible assets		3,249,282	3,405,647
Right-of-use assets		853,014	826,955
Investments in associates	9	1,000,884	1,153,598
Investments in joint ventures		17,244	17,166
Deferred tax asset		1,345,373	1,217,353
Trade and other receivables	10	2,975,694	2,441,171
Other financial assets	11	2,316,175	3,023,468
Other assets		290,219	331,706
Cash and cash equivalents (restricted)	12	130,691	89,065
Total non-current assets		60,473,668	60,571,586
Current assets			
Inventories		698,199	714,643
Trade and other receivables	10	7,701,316	7,504,762
Current tax assets		559,826	697,964
Other financial assets	11	950,523	1,047,473
Other assets		1,084,254	947,132
Cash and cash equivalents	12	2,104,705	4,038,679
Total current assets		13,098,823	14,950,653
Total assets		73,572,491	75,522,239
Debit balances of deferred regulatory accounts		87,799	56,115
Total assets and debit balances of deferred regulatory accounts		73,660,290	75,578,354
Equity			
Issued capital		67	67
Treasury shares		(52)	(52)
Reserves		2,310,768	2,518,114
Accumulated other comprehensive income		2,959,912	3,765,881
Retained earnings		21,595,421	19,212,331
Net profit for the period		2,538,832	3,845,458
Other components of equity		80,385	78,565
Equity attributable to owners of the Company		29,485,333	29,420,364
Non-controlling interests		1,470,367	1,566,502
Total equity		30,955,700	30,986,866

EMPRESAS PÚBLICAS DE MEDELLÍN E.S.P. AND SUBSIDIARIES

CONDENSED CONSOLIDATED STATEMENT OF FINANCIAL POSITION

As of June 30, 2023 and December 31, 2022


Figures expressed in millions of Colombian pesos

	Notes	June 30, 2023	June 30, 2022
Liabilities			
Non-current liabilities			
Loans and borrowings	13	23,570,272	25,896,191
Creditors and others accounts payable		741,601	772,860
Other financial liabilities		1,533,331	888,992
Employee benefits		745,846	699,708
Income tax payable		33,351	33,351
Deferred tax liabilities		2,522,705	2,368,390
Provisions	14	1,448,418	1,240,474
Other liabilities		549,069	611,530
Total non-current liabilities		31,144,593	32,511,496
Current liabilities			
Loans and borrowings	13	3,409,259	3,594,078
Creditors and others account payable		4,831,792	4,503,102
Other financial liabilities		619,395	686,730
Employee benefits		359,255	390,895
Income tax payable		477,570	500,396
Taxes contributions and rates payable		414,551	511,280
Provisions	14	213,823	582,926
Other liabilities		1,208,012	1,293,751
Total current liabilities		11,533,657	12,063,158
Total liabilities		42,678,250	44,574,654
Deferred tax liabilities related to balances of deferred regulatory accounts	30	26,340	16,834
Total liabilities and credit balances of deferred regulatory accounts		42,704,590	44,591,488
Total liabilities and equity		73,660,290	75,578,354

The accompanying notes are an integral part of the Consolidated Financial Statements


Jorge Andrés Carrillo Cardoso
General Manager


Martha Lucía Durán Ortiz
Executive Vice-President of Finance
and Investments


John Jaime Rodríguez Sosa
Director of Accounting and Costs
Professional Card N° 144842-T

EMPRESAS PÚBLICAS DE MEDELLÍN E.S.P. AND SUBSIDIARIES
CONDENSED CONSOLIDATED STATEMENT OF PROFIT OR LOSS AND OTHER
COMPREHENSIVE INCOME

For the six-month periods between January 1 and June 30, 2023 and 2022 and the three-month periods ended June 30, 2023 and 2022

Figures expressed in millions of Colombian pesos

	Notes	2022	2021	For the three months ended June 30, 2023	For the three months ended June 30, 2022
Rendering of services	15	17,936,472	14,841,500	9,061,197	7,636,839
Sale of goods	15	32,775	24,303	13,835	14,544
Leases	15	76,661	59,818	38,038	30,681
Ordinary activities revenue		18,045,908	14,925,621	9,113,070	7,682,064
Other income	16	225,079	202,182	127,866	115,432
Income from sale of assets		2,997	758	1,716	636
Total revenue		18,273,984	15,128,561	9,242,652	7,798,132
Costs of services rendered	17	(11,792,184)	(9,728,001)	(6,105,530)	(4,996,612)
Administrative expenses	18	(1,200,816)	(1,048,511)	(603,445)	(565,693)
net impairment loss on accounts receivable		(515,448)	(402,140)	(226,120)	(237,498)
Other expenses	19	(55,952)	(43,076)	(27,284)	(24,043)
Finance income	20.1	408,875	175,299	114,285	111,588
Finance expenses	20.2	(1,554,774)	(958,837)	(807,428)	(541,735)
Net foreign exchange difference	21	249,512	(191,716)	109,729	(211,575)
Share of loss of equity accounted investees		(151,892)	(45,126)	(97,814)	(44,295)
Gain on equity investments		178,137	77,031	7,901	32
Profit for the period before taxes		3,839,442	2,963,484	1,606,946	1,288,301
Income tax	22	(1,156,495)	(788,467)	(512,297)	(341,366)
Profit for the period after taxes		2,682,947	2,175,017	1,094,649	946,935
Net movement in balances of net regulatory accounts related to the result of the period		43,607	(29,988)	45,538	(60,694)
Net movement in deferred tax related to deferred regulatory accounts related to the results of the period		(11,654)	(450)	(12,227)	8,573
Profit for the period and net movement in deferred tax related to deferred regulatory accounts		2,714,900	2,144,579	1,127,960	894,814
Other comprehensive income					
Items that will not be reclassified to profit or loss:					
Remeasurement of defined benefit plans		16,097	(7,055)	6,195	(831)
Equity investments measured at fair value through equity		(401,665)	(185,894)	170,030	(371,573)
Income tax related to components that will not be reclassified		309	537	288	252
		(385,259)	(192,412)	176,513	(372,152)
Items that will be reclassified subsequently to profit or loss:					
Cash flow hedges:		9,226	(545,798)	(97,669)	(2,510)
Reclassified to profit or loss for the period		(1,314,535)	(441,181)	(972,543)	521,119
Reclassification Adjustment		1,323,761	(104,617)	874,874	(523,629)
Exchange differences on translation of foreign operations		(537,374)	25,627	(516,826)	133,434
Equity accounted investees - share of OCI		-	-	-	(4)
Hedges of net investments in foreign operations		108,976	16,674	108,703	16,674
Income tax related to the components that may be reclassified		224	(392)	165	(147)
		(418,948)	(503,889)	(614,330)	130,773
Other comprehensive income for the period, net of taxes		(804,207)	(696,301)	(437,817)	(241,379)
Total comprehensive income for the period		1,910,693	1,448,278	690,143	653,435
Result for the period attributable to:					
Owners of the company		2,538,832	2,000,789	1,043,898	819,066
Non-controlling interest		176,068	143,790	84,062	75,748
		2,714,900	2,144,579	1,127,960	894,814
Total comprehensive income attributable to:					
Owners of the company		1,732,847	1,307,672	603,581	581,529
Non-controlling interest		177,846	140,606	86,562	71,906
		1,910,693	1,448,278	690,143	653,435

The accompanying notes are an integral part of the Consolidated Financial Statements


Jorge Andrés Carrillo Cardoso
General Manager


Martha Lucía Durán Ortiz
Executive Vice-President of Finance and Investments


John Jaime Rodríguez Sosa
Director of Accounting and Costs
Professional Card N° 144842-T

CONDENSED CONSOLIDATED STATEMENTS OF CHANGES IN EQUITY

For the periods between January 1 and June 30, 2023 and 2022

Figures expressed in millions of Colombian pesos

	Other comprehensive income												Attributable to Owners of the Company	Non-controlling interests	Total
	Issued capital	Treasury shares	Reserves	Retained earnings	Other equity components	Equity investments	Defined benefit plans	Cash flow hedges	Hedges of net investments in foreign operations	Exchange differences on translation of foreign operations	Reclassification of properties, plant and equipment to investment property	Accumulated participation in other comprehensive income of associates and joint ventures business			
Balance at January 1, 2022	67	(52)	2,416,297	21,165,517	74,520	3,064,037	(8,724)	(342,590)	(61,509)	1,117,985	12,471	16,788	27,454,807	1,295,378	28,750,185
Net result of the period	-	-	-	2,000,790	-	-	-	-	-	-	-	-	2,000,790	143,790	2,144,580
Other comprehensive income of the period, net of income tax	-	-	-	-	-	(185,893)	(5,354)	(546,190)	16,674	27,646	-	-	(693,117)	(3,184)	(696,301)
Comprehensive income for the period	-	-	-	2,000,790	-	(185,893)	(5,354)	(546,190)	16,674	27,646	-	-	1,307,673	140,606	1,448,279
Surpluses or dividends decreed	-	-	-	(1,850,775)	-	-	-	-	-	-	-	-	(1,850,775)	(117,567)	(1,968,342)
Movement of reserves	-	-	86,454	(86,454)	-	-	-	-	-	-	-	-	-	-	-
Purchases and sales to non-controlling interests	-	-	-	53	-	-	-	-	-	-	-	-	53	(53)	-
Transfers to retained earnings	-	-	-	11	-	(11)	-	-	-	-	-	-	-	-	-
Income tax related to transactions with owners	-	-	-	-	1,325	-	-	-	-	-	-	-	1,325	-	1,325
Other movement of the period	-	-	-	3	-	-	-	-	-	-	-	-	3	31,293	31,296
Balance at June 30, 2022	67	(52)	2,502,751	21,229,145	75,845	2,878,133	(14,078)	(888,780)	(44,835)	1,145,631	12,471	16,788	26,913,086	1,349,657	28,262,743
Balance at January 1, 2023	67	(52)	2,518,114	23,057,789	78,565	2,630,257	64,534	(650,027)	(277,654)	1,969,017	12,332	17,422	29,420,364	1,566,502	30,986,866
Net result of the period	-	-	-	2,538,832	-	-	-	-	-	-	-	-	2,538,832	176,058	2,714,900
Other comprehensive income of the period, net of income tax	-	-	-	-	-	(401,664)	15,065	9,450	108,976	(537,812)	-	-	(805,985)	(804,207)	-
Comprehensive income for the period	-	-	-	2,538,832	-	(401,664)	15,065	9,450	108,976	(537,812)	-	-	1,732,847	177,846	1,910,693
Surpluses or dividends decreed	-	-	-	(1,669,776)	-	-	-	-	-	-	-	-	(1,669,776)	(131,101)	(1,800,877)
Movement of reserves	-	-	(207,347)	207,347	-	-	-	-	-	-	-	-	-	-	-
Purchases and sales to non-controlling interests	-	-	-	(5)	-	-	-	-	-	-	-	-	(5)	5	-
Equity method on equity variations	-	-	-	-	1,820	-	-	-	-	-	-	-	1,820	-	1,820
Other movement of the period	-	-	1	66	-	16	-	(95,264)	95,264	-	-	-	83	(142,885)	(142,802)
Balance at June 30, 2023	67	(52)	2,310,768	21,595,421	80,385	2,630,273	64,534	(745,291)	(182,390)	1,969,017	12,332	17,422	27,752,456	1,292,521	30,955,700


The accompanying notes are an integral part of the Consolidated Financial Statements



Jorge Andrés Carrillo Cardoso
General Manager




Martha Lucía Durán Ortiz
Executive Vice-President of Finance
and Investments





John Jaime Rodríguez Sosa
Director of Accounting and Costs
Professional Card N° 144842-T

	Notes	June 30, 2023	June 30, 2022
Cash flows from operating activities:			
Profit for the year		2,714,900	2,144,579
Adjustments to reconcile the net profit for the year to the net cash flows used in operating activities:			
Depreciation and amortization of property, plant and equipment, right-of-use assets and intangible assets	17 and 18	925,650	721,075
Impairment loss on accounts receivable	10	515,447	402,140
Reversal loss of impairment of property, plant and equipment value, right-of-use assets and intangible assets		-	(88)
Write-down of inventories, net		356	676
Gain / loss due to exchange difference	21	(249,512)	191,716
Result due to valuation of investment property	19	61	42
Result for valuation of financial instruments and hedge accounting	20.1 and 20.2	(163,475)	36,355
Result of compensation for activities associated with investment flow		(371)	
Provisions, post-employment and long-term defined benefit plans	18	105,790	148,129
Provisions for tax, insurance and reinsurance obligations and financial updating	20.2	57,362	32,920
non-cash recoveries	16	(59,980)	(59,929)
Deferred income tax	22	26,221	(80,025)
Current income tax	22	1,130,274	868,492
Share of loss of equity-accounted investees	9	151,892	45,126
Interest and yield income	20.1	(168,130)	(154,278)
Interest and commission expenses	20.2	1,421,036	868,540
Gain / loss due to disposal of properties, plant and equipment, right-of-use assets, intangibles and investment property	16 and 19	(1,284)	(379)
Result from withdrawal of property, plant and equipment, right of use assets, intangible assets and investments	16 and 19	25,401	9,096
Result for measuring at fair value retained interest in equity investments		86	-
Gain / loss from discontinued operations, net of income tax	16	1,357	-
Result of deferred regulatory accounts		(31,953)	30,438
Dividend income from investments	11	(178,222)	(77,031)
		6,188,936	5,061,991
Net changes in operating assets and liabilities:			
Change in inventories		16,088	(86,702)
Change in trade and other receivables		(1,380,274)	(1,721,893)
Change in other assets		18,904	116,469
Change in creditors and other accounts payable		(382,898)	(436,909)
Change in labor obligations		2,583	(132,495)
Change in provisions		(202,837)	(214,420)
Change in other liabilities		(315,495)	12,768
Cash generated from operating activities		3,945,007	2,598,809
Interest paid		(1,189,497)	(622,892)
Income tax paid		(973,832)	(588,956)
Income tax refund		12,884	2,161
Net cash provided by operating activities		1,794,562	1,389,122
Cash flows from investing activities:			
Purchase of property, plant and equipment		(2,017,749)	(2,071,987)
Disposal of property, plant and equipment		31,288	7,711
Purchase of intangible assets		(245,906)	(108,431)
Disposal of intangible assets		(16)	(82)
Disposal of investment properties		-	102
Purchase of investments in financial assets		(368,712)	(1,461,590)
Disposal of investments in financial assets		430,019	231,298
Interest received		313	79
Dividends received from associates and joint business		-	2,722
Other dividends received		87,121	951
Compensation received		-	2,521,064
Other cash flows from investment activities		(878)	10,465
Net cash flow used in investing activities		(2,084,520)	(867,698)
Cash from financing activities:			
Obtaining of borrowings and loans	13	1,011,085	1,070,747
Payments of borrowings and loans	13	(1,641,212)	(807,088)
Transaction costs due to issuance of debt instruments	13	(12,696)	(3,508)
Payments of liabilities for financial leasing		(61,932)	(34,195)
Dividends or surpluses paid to Medellín Municipality		(1,020,217)	(1,171,633)
Dividends or surplus paid to non-controlling interests		(78,819)	(47,043)
Capital subventions		103	67
Payments of capital of derivatives designated as cash flow hedges		-	15,254
Payment of pension bonds		(18,256)	(19,643)
Other cash from financing activities		1,276	(11,747)
Net cash flows provided / (used in) by financing activities		(1,820,668)	(1,008,789)
Net increase in cash and cash equivalents		(2,110,626)	(638,126)
Effects of variations in exchange rates in the cash and cash equivalents		218,278	(98,912)
Cash and cash equivalents at beginning of the year		4,127,744	4,090,062
Cash and cash equivalents at end of the year		2,235,396	3,353,024
Restricted cash		344,934	927,909

The accompanying notes are an integral part of these Consolidated Financial Statements.


Jorge Andrés Carrillo Cardoso
General Manager


Martha Lucía Durán Ortiz
Executive Vice-President of Finance
and Investments


John Jaime Rodríguez Sosa
Director of Accounting and Costs
Professional Card N° 144842-T

Index of notes to the Consolidated Financial Statements

Note 1.	Reporting entity	2
Note 2.	Significant accounting policies	2
Note 3.	Seasonality	7
Note 4.	Significant accounting judgments, estimates and causes of uncertainty in the preparation of the financial statements	7
Note 5.	Significant transactions carried out and other relevant aspects that occurred during the period	7
Nota 6.	Surpluses	8
Note 7.	Property, plants and equipment, net	8
Note 8.	Investments in subsidiaries	14
Note 9.	Investments in associates	26
Note 10.	Trade and other receivables	28
Note 11.	Other financial assets	33
Note 12.	Cash and cash equivalents	36
Note 13.	Loans and borrowings	44
Note 14.	Provisions, contingent assets, and liabilities	57
Note 15.	Ordinary activities revenue	107
Note 16.	Other income	111
Note 17.	Costs of services rendered	112
Note 18.	Administrative expenses	114
Note 19.	Other expenses	115
Note 20.	Finance income and expenses	116
Note 21.	Net foreign exchange difference	118
Note 22.	Income tax	119
Note 23.	Related party disclosures	119
Note 24.	Capital management	122
Note 25.	Fair value measurement on a recurring and non-recurring basis	123
Note 26.	Operating segments	129
Note 27.	Events after the reporting period	134

Notes to Unaudited Condensed Consolidated Interim Financial Statement EPM Group for the periods ended June 30, 2023, 2022 and December 31, 2022

(In millions of Colombian pesos, unless otherwise indicated)

Note 1. Reporting entity

Empresas Públicas de Medellín E.S.P. and subsidiaries (hereinafter "EPM Group" or "The Group") is the parent company of a multi-Latin business group made up of 44 companies and 6 structured entities¹; with presence in the rendering of public utilities in Colombia, Chile, El Salvador, Guatemala, Mexico and Panama.

Empresas Públicas de Medellín ESP (hereinafter EPM), the parent company of the "EPM Group", is a decentralized entity of the municipal order, created in Colombia through Agreement 58 of August 6, 1955, of the Administrative Council of Medellín, as an autonomous public establishment. It was transformed into an industrial and commercial company of the State of municipal order, by Agreement 069 of December 10, 1997, of the Council of Medellín. Due to its legal nature, EPM is endowed with administrative and financial autonomy and own equity, in accordance with Article 85 of Law 489 of 1998. The capital with which it was established and operates, as well as its equity, is public nature, being its sole owner of the municipality of Medellín. Its main address is at Carrera 58 No. 42-125 in Medellín, Colombia. It does not have an established term of duration.

EPM provides residential public services of aqueduct, sewage, energy, and distribution of fuel gas. It can also provide the residential public services of cleaning, treatment, and use of garbage, as well as the complementary activities of one of these public services.

The Group offers its services through the following segments, whose activities are described in Note 47. Operating segments: Electricity Generation, Distribution and Transmission; Distribution and Commercialization of Natural Gas; Water supply; Wastewater Management; Solid Waste Management. Additionally, the Others Segment includes participation in the telecommunications business, through the associate UNE EPM Telecomunicaciones S.A. and its subsidiaries: Edatel S.A. E.S.P., Orbitel Servicios Internacionales S.A. - OSI, Cinco Telecom Corporation - CTC, and Colombia Móvil S.A.; and the associate Inversiones Telco S.A.S. and its subsidiary Emtelco S.A.; offering voice services, data, Internet, professional services, data center, among others.

The consolidated financial statements of the Group for the period ended June 30, 2023, were authorized by the Board of Directors for publication on August 2, 2023.

Note 2. Significant accounting policies

2.1 Basis for the preparation of the financial statements

The condensed consolidated interim financial statements were prepared in accordance with the Accounting and Financial Information Standards Accepted in Colombia (NCIF) and adopted by the General Accounting Office of the Nation through Resolution 037 of 2017 and Resolution 056 of 2020, resolution 035 and 0197

¹ Autonomous Estates of Social Financing of EPM, CHEC, EDEQ, ESSA, CENS and Credieegsa S.A. Under International Financial Reporting Standards –IFRS adopted in Colombia, they are considered structured entities that are part of the perimeter of consolidation of financial statements of Grupo EPM.

of 2021 (hereinafter, IFRS adopted in Colombia). These accounting and financial reporting standards are based on International Financial Reporting Standards (hereinafter IFRS) issued by the International

Accounting Standards Board, hereinafter IASB), as well as the interpretations issued by the Interpretations Committee (hereinafter IFRIC). These financial statements are harmonized with the generally accepted accounting principles in Colombia enshrined in the Appendix to Decree 2420 of 2015 and its subsequent amendments.

The condensed consolidated interim financial statements have been prepared in accordance with the International Accounting Standard (IAS) 34: Interim Financial Reporting, as adopted in Colombia, following the same accounting policies used in the preparation of the most recent annual Financial Statements of the Group.

These condensed intermediate consolidated financial statements do not include all the information and disclosures that are normally required for the complete annual financial statements and must be read together with the Group's consolidated financial statements for the year ended on December 31, 2022.

The presentation of the financial statements in accordance with the IFRS adopted in Colombia requires making estimates and assumptions that affect the amounts reported and disclosed in the financial statements, without undermining the reliability of the financial information. Actual results may differ from such estimates. Estimates and assumptions are constantly reviewed. The review of accounting estimates is recognized for the period in which they are reviewed if the review affects said period or in the review period and future periods. The estimates made by Management when applying the IFRS adopted in Colombia, which have a material effect on the financial statements, and those that imply significant judgments for the annual financial statements, are described in greater detail in Note 3 Significant accounting judgments, estimates and causes of uncertainty in the preparation of the financial statements.

EPM and each of the subsidiaries present separate or individual financial statements, as appropriate, for compliance with the control entities and for internal administrative monitoring and providing information to investors.

Assets and liabilities are measured at cost or amortized cost, except for certain financial assets and liabilities and investment properties that are measured at fair value. Financial assets and liabilities measured at fair value correspond to those that are classified in the category of assets and liabilities at fair value through results, some equity investments at fair value through equity, as well as all financial derivative assets and recognized liabilities that are designated as hedged items in a fair value hedge, whose carrying amount is adjusted for changes in fair value attributed to the hedged risks.

The consolidated financial statements are presented in Colombian pesos and their figures are expressed in millions of Colombian pesos.

The consolidated financial statements of the Group are presented in Colombian pesos, which is both the functional currency and the presentation currency of EPM, the Group's parent company. Each subsidiary of the Group determines its own functional currency and includes the items in its financial statements using that functional currency.

These unaudited condensed consolidated interim financial statements as at and for the three months ended June 30, 2023 of the Group, were authorized by the Board of Directors on August 2, 2023.

2.2. Changes in estimates, accounting policies and errors

2.2.1. Changes in accounting policies

Group's condensed consolidated interim financial statements are consistent with the year 2022, except for the following changes:

New standards implemented

During 2023, the company implemented the changes accepted by through Resolutions 035 and 197 of 2021, issued by the General Accounting Office of the Nation, where the changes in the IFRS (new standards, amendments, or interpretations) are incorporated, issued by the Standards Council International Accounting Standards (IASB), which are mandatory for the annual period beginning on or after January 1, 2023.

IAS 1 - Presentation of financial statements, classification of liabilities as current or non-current. This amendment, issued on January 2020, clarifies that the classification of liabilities as current or non-current is based on the obligations at the end of the reporting period. It clarifies that the classification of a liability as current or non-current is not affected by the expectations as to whether an entity shall exercise or not their right to postpone the liquidation of the asset. It specifies that the obligations exist if at the end of the reporting period the payment agreements have been met. In addition, the amendment clarifies that the liquidation of a liability refers to the transfer to another party of cash, property instruments or other economic resources.

The modification to IAS 1 must be applied retroactively in the annual periods that start from January 1, 2023. Early application is permitted.

IAS 1 - Disclosure of accounting policies and Declaration of practice 2 of the IFRS. This amendment, issued on February 2021, requires companies to disclose significant information on the accounting policy instead of the description of their accounting policies. This amendment also adjusts the Declaration of practice 2 Issue judgments regarding how to apply the concept of relative importance to the disclosures of accounting policies and adjusts paragraph 21 of IFRS 7 disclosure of financial instruments, clarifying the disclosure of significant accounting policies.

The amendment must be applied prospectively for the annual periods that start from January 1, 2023, early application is permitted.

The group did not identify impacts from the adoption of this standard.

IAS 8 - Definition of accounting estimates. This amendment, issued on February 2021, updates the definition of accounting estimates in order to differentiate the changes in estimates to the changes in accounting policies, due to their prospective or retroactive effect, respectively. For this, it indicates that the accounting estimates are monetary values in the financial statements that are subject to uncertainty in their measurement. On occasions, the application of accounting policy requires the application of estimates.

The amendment must be applied prospectively for the annual periods that start from January 1, 2023. Early application is permitted.

The group did not identify impacts from the adoption of this standard.

IAS 12 - Deferred tax related to assets and liabilities that arise in a single transaction. This amendment, issued on April 2021, clarifies that the exception in IAS 12 for not applying deferred tax when an asset or liability that generates equal temporary differences is initially and simultaneously known would not apply in the case of leasing (IFRS 16) and in dismantling (IAS 37 and IAS 16), cases in which IAS 12 must be implied for deferred tax. The added paragraph 22A establishes that, depending on the

applicable tax legislation, temporary taxable and deductible differences may occur equal to the initial recognition of the asset and liability in this transaction. The extension provided for in paragraphs 15 and 24 does not apply to such temporary differences and an entity recognizes any asset or liability for resulting deferred taxes.

This amendment will be obligatory for the annual report presentation periods that start from January 1, 2023. Early application is permitted.

The group has not been impacted by this modification as it has been applying this interpretation or the deferred tax in this way in said transactions / or the implementation is undergoing analysis.

2.2.2. Adoption of new and revised Standards

Changes to IFRS (new standards, amendments, and interpretations), which have been published during the period, but have not yet been implemented by the Group, are detailed below:

Standard	Mandatory Application Date	Exchange rate
IAS 1 - Presentation of financial statements and Modification, classification of liabilities as current or non-current	January 1, 2024	Amendment
IAS 16 - Property, plant, and equipment - Proceeds before Intended Use	January 1, 2024	Amendment
IFRS 17 Insurance Contract.	January 1, 2023 January 1, 2025 in Colombia	New
IFRS 17 - Insurance Contract - Initial application with IFRS 9 and comparative information	January 1, 2023 January 1, 2025 in Colombia	Amendment

IAS 1 - Presentation of Financial Statements and Modification, Classification of Liabilities as Current or Non-current

The purpose of this modification is to improve the information that companies provide on long-term debt with agreements.

A company classifies debt as non-current only if the company can avoid paying off the debt in the 12 months after the reporting date, which is a function of compliance or non-compliance with the covenants. What the amendment intends is that the agreements to be fulfilled after the presentation date do not affect the classification of the debt as current or non-current at the presentation date, but this must be disclosed. The improvement of the information is in allowing investors to understand the risk that such debt may become repayable early.

The classification of Liabilities as Current or Non-Current, issued in January 2020, modified paragraphs 69, 73, 74 and 76 and added paragraphs 72A, 75A, 76A and 76B.

If an entity applies those amendments for a prior period after the issuance of Non-Current Liabilities with Agreements (see paragraph 139W), it will also apply Non-Current Liabilities with Agreements for that period. If an entity applies the classification of Liabilities as Current or Non-Current for a prior period, it shall disclose that fact.

The amendments are effective for annual periods beginning on or after January 1, 2024 retroactively in accordance with IAS 8, Earlier application is permitted.

The Group is evaluating the effects that the application of this amendment could have on the presentation of liabilities in the consolidated statement of financial position.

IFRS 16 - Leases - Lease liability in a sale with leaseback

It is intended to establish accounting for a sale of a leaseback asset after the transaction date of the sale.

The amendment specifies the requirements that a seller-lessee must use to quantify the lease liability that arises on sale and leaseback so that the seller-lessee does not recognize any gain or loss related to the right of use that it retains. The purpose of the amendment is to improve the registration requirements of the sale and leaseback under IFRS 16, since it did not specify the measurement of the liability that arises in a sale and leaseback transaction.

This amendment will not change the accounting for leases that do not arise in a sale-leaseback transaction.

The amendment adds paragraphs 102A, C1D and C20E and amends paragraph C2. A new heading is added before paragraph C20E. New text is underlined and deleted text is struck through.

The Group is evaluating the impacts that the application of this modification could generate, although it is estimated that the future adoption will not have an impact on the financial statements since this type of transaction does not occur.

The modification will be mandatory prospectively for annual periods beginning on or after January 1, 2024. Early application is permitted.

2.3 Presentation changes

At the end of the 2023 period, changes were made in the presentation of some items in the statement of comprehensive income and the statement of cash flows, for comparative purposes six months ended as of December 31, 2022 is also adjusted, these changes do not affect decision-making, since they basically consist of in reclassifications between items of the same financial statement and that are intended to facilitate their reading by users, the reclassified items were the following:

Concept	Current presentation	Previous presentation	2023	2022
Statement of financial position				
Amounts received in advance	Creditors and others accounts payable	Other liabilities	5,275,962	5,361,571
	Other liabilities	Creditors and others accounts payable	1,905,281	1,819,672

- Amounts stated in millions of Colombian pesos -

Note 3. Seasonality

The operations of EPM Group are not subject to significant seasonal variances.

Note 4. Significant accounting judgments, estimates and causes of uncertainty in the preparation of the financial statements

The significant judgments and assumptions applied in these condensed consolidated interim financial statements are the same as those applied in the Group's consolidated financial statements as at and for the year ended December 31, 2022.

Note 5. Significant transactions carried out and other relevant aspects that occurred during the period

As of June 30, 2023, significant transactions and other relevant aspects occurred during the period, other than those of the Group's normal course of business, are related to:

5.1 Expenses and others related to the Ituango hydroelectric plant contingency:

- Progress continues to be made in the works for the start-up of the Project according to the proposed schedules.
- The hydroelectric plant has a physical progress of 91.62% (December 31, 2022: 90.35%).

Regarding the contingency, EPM Group has recognized the following items in its consolidated financial statements as of June 30, 2023:

- Cost and progress of the construction of the Ituango hydroelectric power plant for \$ 7,362,023 (see note 7).
- Provision balance of \$ 35,338 for the attention of those affected in Puerto Valdivia, for compensation for consequential damages, loss of profits and moral damages, due to the rising waters of the Cauca River because of the blockage of the project on April 28, 2018. During 2023 the provision was adjusted by \$2,629 as provision expense and financial expense, and payments have been made for \$1,430 (see note 14).

- Provision balance of \$54,682 for environmental and social contingency, established by the specific action plan for the recovery of the parts affected by the events of the Cauca River detour tunnel clogging that the project had on April 28, 2018 and by the closing of floodgates that decreased the flow of the river downstream of the project. During 2023 the provision was adjusted by \$9,752 as financial expense and payments have been made for \$11,268 (see note 14).
- Provision balance of \$57,037 for the non-compliance from November 2021 to October 2023, to the transporter Intercolombia for the months following the entry into operation of the Ituango hydroelectric power plant connection infrastructure. During 2023 the provision has been adjusted by \$9,735 as provision expense and financial expense and payments have been made for \$58,751 (see note 14).
- Balance of litigation provision of \$406,177 corresponding to class actions of downstream communities affected by the contingency. During 2023 the provision has been adjusted by \$40,104 as provision expense and no payments have been made (see note 14).
- Additionally, in the statement of comprehensive income, other expenses for \$180 have been recognized during 2023 for the care of the community affected by the contingency.

5.2. Contracting process is the construction of the final civil works of the Ituango Hydroelectric Power Plant (generation units from 5 to 8):.

The initial contracting process CRW167467 was declared void on March 14, 2023, reason why EPM initiated the new public request for bids CRW256463 on April 24, 2023. As of June 30, 2023 the process remains open.

Nota 6. Surpluses

The Group transfers on a scheduled basis amounts corresponding to retained earnings ("Surpluses") to the municipality of Medellin, which is the sole owner of the equity of the Group, the amounts paid during the three months ended June 30, 2023 by EPM are \$1,020,217 detailed as follows: \$895,800 ordinary and \$124,417 extraordinary (June 30, 2022 \$1,171,633: \$982,200 ordinary and \$189,433 extraordinary).

Note 7. Property, plants and equipment, net

The following is a detail of the carrying amount of property, plant, and equipment:

Property, plant, and equipment	June 30, 2023	December 31, 2022
Cost	59,536,466	58,954,033
Accumulated depreciation and impairment loss	(14,823,781)	(14,772,416)
Total	44,712,685	44,181,617

- Amounts stated in millions of Colombian pesos -

The movement in cost, depreciation and impairment of property, plant and equipment is detailed below:

June 30, 2023	Networks, lines and cables	Plants, ducts and tunnels	Construction in Progress ⁽¹⁾	Grounds and buildings	Machinery and equipment	Communication and computer equipment	Furniture and fixtures and office equipment	Other Property, Plant and Equipment ⁽²⁾	Total
Initial Balance	18,677,077	17,124,288	10,197,409	10,069,041	1,558,316	604,385	194,061	529,456	58,954,033
Additions ⁽³⁾	16,454	12,265	1,852,406	6,609	7,357	9,030	1,017	185,150	2,090,288
Advances delivered (amortized) to third parties	(2,874)	-	55,286	-	-	451	-	-	52,863
Transfers (-/+) ⁽⁴⁾	920,951	293,351	(1,526,027)	180,486	45,645	8,663	1,431	25,323	(50,177)
Provisions (-)	(8,338)	-	(243)	(2,150)	(13)	(196)	(6)	(2,397)	(13,343)
Withdrawals (-)	(38,051)	(19,016)	(1,863)	(1,744)	(12,036)	(7,774)	(215)	(2,962)	(83,661)
Foreign currency conversion effect	(812,454)	(269,231)	(106,837)	(79,465)	(110,945)	(28,025)	(6,521)	(13,749)	(1,427,227)
Other Changes	74,247	(67,304)	11,648	(1,840)	706	(58)	(33)	(3,676)	13,690
Final cost balance	18,827,012	17,074,353	10,481,779	10,170,937	1,489,030	586,476	189,734	717,145	59,536,466
Accumulated depreciation and impairment loss									
Accumulated depreciation and impairment loss	(6,956,340)	(5,166,608)	(2,182)	(1,133,535)	(812,609)	(385,432)	(112,629)	(203,081)	(14,772,416)
Period depreciation	(303,867)	(224,502)	-	(93,078)	(42,202)	(31,530)	(4,569)	(9,032)	(708,780)
Capitalized depreciation	-	-	-	(201)	(11)	(6)	-	-	(218)
Dispositions (-)	4,035	-	-	135	11	24	6	1,944	6,155
Withdrawals (-)	19,097	12,447	-	1,427	8,409	7,200	204	3,192	51,976
Transfers (-/+)	-	-	-	3	7	-	-	(8)	2
Foreign currency conversion effect	345,270	159,117	-	18,380	54,319	21,074	4,532	9,428	612,120
Other changes	(1,137)	1,142	-	(10,675)	(1,823)	(41)	(18)	(68)	(12,620)
Final Accumulated depreciation and impairment loss	(6,892,942)	(5,218,404)	(2,182)	(1,217,544)	(793,899)	(388,711)	(112,474)	(197,625)	(14,823,781)
Total balance, properties, plant, and equipment, net	11,934,070	11,855,949	10,479,597	8,953,393	695,131	197,765	77,260	519,520	44,712,685
Advances delivered to third parties									
Initial Balance	3,815	-	48,586	-	-	993	-	498	53,892
Movement (+)	-	-	(17,319)	-	-	-	-	-	(17,319)
Movement (-)	(2,874)	-	72,605	-	-	451	-	-	70,182
Difference in conversion adjustment change	(320)	-	(4,048)	-	-	(148)	-	-	(4,516)
Final Balance	621	-	99,824	-	-	1,296	-	498	102,239

Amounts stated in millions of Colombian pesos -

December 31, 2022	Networks, lines and cables	Plants, ducts and tunnels	Construction in Progress ⁽¹⁾	Grounds and buildings	Machinery and equipment	Communication and computer equipment	Furniture and fixtures and office equipment	Other Property, Plant and Equipment ⁽²⁾	Total
Initial Balance	16,200,672	13,962,107	13,122,500	6,324,920	1,260,280	511,360	162,892	477,957	52,022,688
Additions ⁽³⁾	369,137	96,186	4,706,471	34,674	109,425	51,560	4,833	89,230	5,461,516
Advances delivered (amortized) to third parties	(3,723)	-	(462)	-	-	800	-	-	(3,385)
Transfers (-/+)	1,213,455	2,738,171	(7,776,960)	3,642,857	101,852	26,621	10,582	(23,108)	(66,530)
Provisions (-)	(35,654)	(3,201)	(664)	(2,896)	(632)	(1,913)	(211)	(3,476)	(48,647)
Withdrawals (-)	(64,628)	(49,875)	(810)	(19,077)	(45,363)	(19,054)	(2,275)	(8,881)	(209,963)
Foreign currency conversion effect	992,616	356,899	145,466	105,034	150,868	36,293	8,902	19,105	1,815,183
Other Changes ⁽⁴⁾	5,201	24,001	1,865	(16,470)	(18,114)	(1,282)	9,338	(21,368)	(16,829)
Final cost balance	18,677,076	17,124,288	10,197,406	10,069,042	1,558,316	604,385	194,061	529,459	58,954,033
Accumulated depreciation and impairment loss									
Accumulated depreciation and impairment loss	(6,028,576)	(4,604,026)	(2,552)	(1,030,909)	(680,125)	(321,928)	(100,751)	(178,641)	(12,947,508)
Period depreciation	(551,618)	(351,673)	-	(86,116)	(76,587)	(56,574)	(8,278)	(16,486)	(1,147,332)
Impairment for the period - See note 8	(724)	(20,882)	-	(10,041)	(9,662)	(22)	(3)	(16)	(41,350)
Dispositions (-)	12,122	1,294	-	20	190	1,750	210	1,775	17,361
Withdrawals (-)	36,508	15,782	-	18,687	29,206	18,504	2,080	4,445	125,212
Transfers (-/+)	-	(371)	371	(30)	-	195	-	30	195
Foreign currency conversion effect	(423,764)	(206,887)	-	(22,622)	(73,125)	(27,218)	(5,993)	(13,465)	(773,074)
Other changes	(288)	156	-	(2,524)	(2,506)	(139)	106	(725)	(5,920)
Final Accumulated depreciation and impairment loss	(6,956,340)	(5,166,607)	(2,181)	(1,133,535)	(812,609)	(385,432)	(112,629)	(203,083)	(14,772,416)
Total balance, properties, plant, and equipment, net	11,720,736	11,957,681	10,195,225	8,935,507	745,707	218,953	81,432	326,376	44,181,617
Advances delivered to third parties									
Initial Balance	7,282	-	49,048	-	-	-	-	498	56,828
Movement (+)	-	-	(38,910)	-	-	-	-	-	(38,910)
Movement (-)	(3,723)	-	38,448	-	-	800	-	-	35,525
Difference in conversion adjustment change	256	-	-	-	-	193	-	-	449
Final Balance	3,815	-	48,586	-	-	993	-	498	53,892

Amounts stated in millions of Colombian pesos -

- ⁽¹⁾ Includes capitalization of loan costs for \$125,365 (2022: \$404,627), the weighted average rate used to determine the amount of loan costs was 10.77% in pesos (2022: 10.73%) in pesos and the rate in dollars 4.63%, (2022: 4.50%). Additionally, it includes right-of-use assets associated with construction in progress amounting to \$1,432 (2022: \$4,095).

The main projects under construction are as follows:

Project	June 30, 2023	December 31, 2022
Future Ituango Hydroelectric plant ^(1.1)	7,362,023	6,853,978
Other EPM Projects	981,714	1,240,526
Construction, extension, remodeling and maintenance of DECA substations, networks, lines and cables and subsidiaries	486,278	709,168
Power Distribution Lines - CARMAR	344,487	132,037
Substations, lines, network growth, loss reduction and replacement of ENSA technology	158,033	164,515
Expansion of the STN, STR, networks, lines and CENS loss control	130,463	103,461
Western Chain - EPM	130,179	132,868
Refill Posts and Trafs - EPM	122,125	120,119
Adequacy of drinking water plant - EPM	109,579	88,867
Replacement and Expansion Substations, networks, lines and ESSA loss control	108,304	151,489
Substations, networks, lines and CHEC loss control	94,778	75,636
Other Group Subsidiary Projects	72,786	14,325
Substation Connection Uraba Nueva Colina Apartado	70,412	67,733
Envigado Expansion Capiro Sector - EPM	57,193	58,925
Distribution networks, quality compensation FISDL-SIGET and other Delsur	50,659	69,037
Expansion circuit yulimar Manantiales - EPM	47,814	42,928
Projects EMVARI - Vaso Altair (Phase 3), leachate treatment plant and others	34,705	31,507
Construction Potabilization and WWTP plants, aqueduct and sewerage networks Regional waters	32,420	35,817
Caldas La Estrella Interconnect - EPM	27,196	36,677
Expansion circuit yulimar Manantiales - EPM	25,121	31,493
Expansion and repositioning of EDEQ Substations, Networks, Lines and Cables	18,359	13,796
SDL Refill and Expansion - EPM	14,969	20,323
Total	10,479,597	10,195,225

Amounts stated in millions of Colombian pesos -

^(1.1) As of June 30, 2023, the Ituango hydroelectric power plant presented a physical progress of 91.62% (2022: 90.35%), the physical progress presented as of the date of the period on which the separate financial statements are reported corresponds to the version of the schedule of January , 2023, which includes the damages suffered by the Project due to the sanitary emergency caused by COVID-19, in addition, as inspections were made to the missing work fronts and after the contingency, additional work requirements were defined to guarantee the stability of the Project, a situation that made it necessary to reconfigure longer deadlines and include additional work activities in the schedule.

It is estimated that the commissioning of power generation units 3 and 4 will be in the second half of 2023, however, these commissioning dates are very dynamic, due to the changes that occur in the technical variables.

In January 2023, the contractor Schrader Camargo continued with the civil works necessary for the entry into operation of units 3 and 4, progressed with the following activities: Completed the construction of the lower elbow of conduction No.4, finished the concrete of the straight section of pipeline No.3 and unit 3 was delivered to the GE contractor. The assembly of the elevator in the north services building presented an advance of 88%.

In February 2023, the 217.45 slab of unit No. 4 was poured, the concrete of the straight section of pipeline No. 3 was completed, the civil works of unit 4 were delivered to the GE contractor to continue the equipment assembly works, the assembly of the elevator was completed in the north services building, in the U3 turbine -advanced with the assembly of the upper cover, the cylindrical valve and its servomotors and in the U4 turbine, -positioning was carried out of the hydraulic unit level 211.90, as well as the descent to level 199 of the 4 segments of the lower deck.

In March 2023, the connecting portico of the gallery of bars 3 with the powerhouse was delivered to the GE contractor, the assembly of the ferrule 24 began in the lower conduction of unit 4, in unit 4, the concrete was poured at the bases of the equipment and the stator No.1, 2, 7 and 8, removal of the desired material from the Cauca river in the area of discharges 3 and 4 was resumed, the area of ferrule 24 to give continuity to the civil works, finished the embedding concrete of ferrules 1 to 4 of the upper conduction No.3, in the lower branch 4 concrete pouring of layer 1 for the final plug for later assembly of shielding of the lower conduction elbow, in unit 3 the verticality control and leveling of the turbine axis was carried out, in unit 4 the upper cover was assembled with the cylindrical valve.

In April 2023, the assembly of the shielding in conduit No. 3 was completed, the support cone and operating ring in the well of unit 3 was positioned, the concrete was poured in the plug of upper elbow 3, the assembly of the shielding in well 3 (lower elbow, vertical well, upper elbow) was completed, rotor unit 3 was ready to be lowered to the generator enclosure, the machining for the upper ceiling of unit 4 and the concrete pouring to embed ferrule 24 of unit 4 were completed, bathymetry was performed in light of discharges 1 and 2, preparation for heating the rotor of unit 4 made progress, the stator of unit 4 was cleaned with compressed air and electrical tests were performed on the transformers of bank No. 7. and 8.

In May 2023, turbine disassembly covers for units 3 and 4 were installed and presented in the turbine disassembly covers in the opening area. 35 Mpa self-compacting concrete was poured in slab EL.217, 45 in U3 and Y4. In the U4 generator covers, mesh was installed and concrete was poured for 8 modules of the generator covers, EL.217, 45. In conduit 4, the shielding of the lower elbow and straight section was completed and embedding concrete was poured. 35 Mpa of self-leveling concrete was poured in bar galleries 3 to restore supports, for anchoring ducts of isolated phase bars. In unit 3, installation of the distributor servomotor on the north side of Rotor-Stator U3 was initiated, in addition to lowering the rotor to unit 3, as well as positioning the upper cantilever and anchor pins and bolts, installation of the upper ceiling of the unit, mechanical rotation of the assembly (RUN OUT) for linear verification and concentricity to the rotor, shaft and turbine wheel in U4, and assembly of the turbine shaft and wheel.

In June 2023, cutting slabs 424.5 and 435 in floodgate well 3 was completed for the entry of concrete plug demolition equipment, cutting slabs 424.5 and 435 in floodgate well 4 was completed for the entry of concrete plug demolition equipment, the concrete for the concrete plug in upper elbow No. 3 was poured, the arrival on site of the mechanical bulkhead for upper conduit No. 3 was recorded, and the assembly of the mechanical bulkhead for intake 3 was initiated. In unit 3, the external tank and thrust bearing were definitively positioned and the tertiary concrete pouring in cantilevers and thrust bearing was completed. In unit 3, the leveling and alignment of the servomotors of the distributor on the north and south side was completed, insulation resistance tests and electrical tests were performed on the rotor of unit 4, and the rotor assembly of unit 4 was lowered from the assembly room to the generator enclosure (definitive site).

- ² Includes automotive equipment and vehicles, medical and scientific equipment, property, plant and equipment in assembly, property, plant and equipment in transit and replacement assets, transportation, traction and lifting equipment, dining, kitchen, pantry and hotel equipment.
- ³ Includes purchases, capitalizable disbursements that meet the recognition criteria, goods received from third parties and costs for dismantling and removal of items of property, plant and equipment. At the end of June 2023 and December 2022, no government grants were received.
- ⁴ Corresponds to transfers to operation, among which the most representative is due to the Ituango project for a value of \$5,716,113.45.

The property, plant and equipment additions for the following items are taken as effective items \$2,090,286 (2022: \$5,437,587), minus the movement of advances for \$52,864 (2022: -\$3,385), the loan

costs per \$125,365 (2022: \$404,627), less the movement of environmental provisions and dismantling by the \$-551 (2022: \$104,758), and other concepts for \$-217 (2022: \$3,38).

The assets subject to operational leases are as follows: The electrical infrastructure for the installation of networks by telecommunications operators, specifically poles.

At the end of the period, value Depreciation-linked assets linked to GUs which in turn have intangible lifetime assets were tested, which did not show Depreciation value-linked assets.

As of June 30, 2023, there are restrictions on the realization of the property, plant and equipment associated with some equipment of the motor park for a net carrying amount of the school \$2 (2022:\$2) These restrictions are for theft and have been affected as a guarantee for the fulfillment of obligations.

The most significant commitments for the acquisition of the Group's property, plant, and equipment at the cut-off date amount to \$3,664,225 (2022: 3,229,904).

Note 8. Investments in subsidiaries

The detail of the Group's subsidiaries as of the date of the reporting period is as follows:

Name of the subsidiary		Location (Country)	Principal activity	Percentage of ownership and voting rights		Non-controlling party share percentage		Creation date
				2023	2022	2023	2022	
Empresa de Energía del Quindío S.A. E.S.P. (EDEQ)		Colombia	Provides public electric power services, purchase, sale and distribution of electric power.	92.85%	92.85%	7.15%	7.15%	22/12/1988
Central Hidroeléctrica de Caldas S.A. E.S.P. (CHEC)		Colombia	It provides public energy services, operating electric power generation plants, transmission and subtransmission lines, and distribution networks, as well as the commercialization, import, distribution, and sale of electric power.	80.10%	80.10%	19.90%	19.90%	9/09/1950
Electrificadora de Santander S.A. E.S.P. (ESSA)		Colombia	It provides public services of electric energy, purchase, sale, commercialization and distribution of electric energy.	74.05%	74.05%	25.95%	25.95%	16/09/1950
Centrales Eléctricas del Norte de Santander S.A. E.S.P. (CENS)		Colombia	Provides public electric power services, purchase, export, import, distribution and sale of electric power, construction and operation of generating plants, substations, transmission lines and distribution networks.	91.52%	91.52%	8.48%	8.48%	16/10/1952
Caribemar de la Costa S.A.S. E.S.P. (AFINIA)	(1)	Colombia	It provides public services for the distribution and commercialization of electrical energy, as well as the performance of all related activities, works, services, and products.	100.00%	100%	-	-	1/10/2020
Elektra Noreste S.A. (ENSA)		Panamá	Acquires energy, transports, distributes to customers, transforms voltage, installs, operates and maintains public lighting, authorized to generate energy up to a limit of 15% of maximum demand in the concession area.	51.16%	51.16%	48.84%	48.84%	19/01/1998

Name of the subsidiary		Location (Country)	Principal activity	Percentage of ownership and voting rights		Non-controlling party share percentage		Creation date
				2023	2022	2023	2022	
Hidroecológica del Teribe S.A. (HET)		Panamá	It finances the construction of the Bonyic hydroelectric project required to meet the growth in energy demand of the Isthmus of Panama.	99.68%	99.68%	0.32%	0.32%	11/11/1994
Empresa Eléctrica de Guatemala S.A. (EEGSA)		Guatemala	Provides electricity distribution services.	80.90%	80.90%	19.10%	19.10%	5/10/1939
Gestión de Empresas Eléctricas S.A. (GESA)		Guatemala	Provides advice and consultancies to electricity distribution, generation and transportation companies.	100.00%	100%	-	-	17/12/2004
Almacenaje y Manejo de Materiales Eléctricos S.A. (AMESA)		Guatemala	Provides outsourcing services in the materials management area.	99.94%	99.94%	0.06%	0.06%	23/03/2000
Comercializadora Eléctrica de Guatemala S.A. (COMEGSA)		Guatemala	Provides electricity marketing services.	80.52%	80.52%	19.48%	19.48%	5/11/1998
Transportista Eléctrica Centroamericana S.A. (TRELEC)		Guatemala	Provides electricity transmission services.	80.90%	80.90%	19.10%	19.10%	6/10/1999
Enérgica S.A. (ENERGICA)		Guatemala	It provides construction and maintenance services for projects and assets in the electricity sector.	78.19%	78.19%	21.81%	21.81%	31/08/1999
Crediegsa S.A. (CREDIEGSA)		Guatemala	Provides personnel recruitment services and other administrative services	80.90%	80.90%	19.10%	19.10%	1/12/1992
Distribuidora de Electricidad del Sur (DELSUR)		El Salvador	Transformation, distribution and commercialization of electricity that supplies energy to the south-central zone of El Salvador in Central America.	86.41%	86.41%	13.59%	13.59%	16/11/1995
Innova Tecnología y Negocios S.A. de C.V.		El Salvador	Provision of specialized services in electrical engineering and sale of household appliances to users of electrical energy from the Delsur company.	86.41%	86.41%	13.59%	13.59%	19/10/2010
Aguas Nacionales EPM S.A. E.S.P.	(2)	Colombia	It provides home public services of aqueduct, sewerage and cleaning, treatment and use of garbage, complementary activities and engineering services typical of these public services.	99.9997%	99.99%	0.01%	0.01%	29/11/2002

Name of the subsidiary		Location (Country)	Principal activity	Percentage of ownership and voting rights		Non-controlling party share percentage		Creation date
				2023	2022	2023	2022	
Aguas Regionales EPM S.A. E.S.P.	(3)	Colombia	Guarantee the provision of home public services of aqueduct, sewerage and cleaning and compensate the lag of the infrastructure of these services in the partner municipalities.	74.57%	74.57%	25.43%	25.43%	18/01/2006
Empresa de Aguas del Oriente Antioqueño S.A. E.S.P.		Colombia	It provides home public water and sewage services, as well as other complementary activities specific to each of these public services.	56.02%	56.02%	43.98%	43.98%	22/11/1999
Aguas de Malambo S.A. E.S.P.	(4) (10)	Colombia	Dedicated to guaranteeing the provision of home public services of aqueduct, sewerage and cleaning in the jurisdiction of the Municipality of Malambo, Department of Atlántico.	98.71%	98.52%	1.29%	1.48%	20/11/2010
Ecosistemas de Colima S.A. de C.V.		México	Dedicated to preparing an executive project for the wastewater treatment plant, its construction, equipment and commissioning, conservation and maintenance, sludge stabilization in municipalities of the State of Colima.	100%	100%	-	-	14/02/2006
Ecosistemas de Tuxtla S.A. de C.V.		México	Dedicated to the construction, equipment, start-up, operation and maintenance of a wastewater treatment system with the modality of total recoverable private investment. Develop drinking water projects and water treatment plants.	100%	100%	-	-	17/11/2006
Ecosistema de Ciudad Lerdo S.A. de C.V.		México	Subsidiary dedicated to the construction, equipment, start-up, operation and maintenance for 20 years of a wastewater treatment system in the city of Lerdo Durango, with the modality of total recoverable private investment.	100%	100%	-	-	24/04/2007
Aquasol Morelia S.A. de C.V.		México	Subsidiary dedicated to the construction of a wastewater treatment plant, as well as the equipment and commissioning of said plant located in the town of Atapaneo in the Municipality of Morelia Michoacán.	100%	100%	-	-	13/11/2003
Ecosistemas de Celaya S.A. de C.V.		México	Dedicated to the preparation of the executive project for the wastewater treatment plant, as well as the treatment, transportation and final disposal of solid waste and sludge at the plant in the city of Celaya, state of Guanajuato.	100%	100%	-	-	5/12/2008

Name of the subsidiary		Location (Country)	Principal activity	Percentage of ownership and voting rights		Non-controlling party share percentage		Creation date
				2023	2022	2023	2022	
Desarrollos Hidráulicos de Tampico S.A. de C.V.		México	Dedicated to the construction, equipment, expansion, improvement, conservation, maintenance and operation of water supply systems and sewage services, collection works, drainage and wastewater treatment.	100%	100%	-	-	25/08/1995
Ecoagua de Torreón S.A. de C.V.		México	Dedicated to providing wastewater treatment operation services from any source, whether municipal or domestic, as well as activities related to wastewater treatment.	100%	100%	-	-	25/10/1999
Proyectos de Ingeniería Corporativa S.A. de C.V.		México	Provision of design services, engineering in general or construction, professional and technical services tending to operate, manage, direct and in general carry out all the activities that are necessary for the development of activities of any company of a commercial, industrial or of services, in its modality of physical or moral person.	100%	100%	-	-	1/08/2008
Corporación de Personal Administrativo S.A. de C.V.		México	Provision of professional services tending to operate, manage, direct and in general carry out all the activities that are necessary for the development of activities of any company of a commercial, industrial or service type in its modality of natural or legal person, as well as also the administration, selection, hiring and exchange of personnel who perform functions within the facilities of the applicant companies.	100%	100%	-	-	1/08/2008

Name of the subsidiary		Location (Country)	Principal activity	Percentage of ownership and voting rights		Non-controlling party share percentage		Creation date
				2023	2022	2023	2022	
Aguas de Antofagasta S.A.		Chile	Construction and operation of public services for the production and distribution of potable water and the collection and disposal of sewage through the operation of the sanitary concessions of the Empresa de Servicios Sanitarios de Antofagasta SA (currently Econssa Chile SA), and the performance of other benefits related to said activities, all in the manner and conditions established in decrees with Force of Law numbers 382 and 70, both of the year 1998, of the Ministry of Public Works, and other pertinent regulations. For this, on December 29, 2003, Aguas de Antofagasta SA signed with the Empresa de Servicios Sanitarios de Antofagasta SA (current Empresa Concesionaria de Servicios Sanitarios SA - Econssa SA) the "Contract for the transfer of the right to operate sanitary concessions ", for a total term of 30 years from the date of subscription.	100%	100%	-	-	28/11/2003
Empresas Varias de Medellín S.A. E.S.P.		Colombia	Subsidiary dedicated to the provision of the public cleaning service within the framework of the integral management of solid waste.	99.93%	99.93%	0.07%	0.07%	11/01/1964
EPM Inversiones S.A.		Colombia	Dedicated to capital investment in national or foreign companies organized as public service companies.	99.9999996%	99.99%	0.01%	0.01%	25/08/2003
Maxseguros EPM Ltd.		Bermuda	Negotiation, contracting and management of reinsurance for policies that protect assets.	100.00%	100.00%	-	-	23/04/2008
Panamá Distribution Group S.A. - PDG		Panamá	Capital investment in companies.	100.00%	100.00%	-	-	30/10/1998
Distribución Eléctrica Centroamericana DOS S.A. - DECA II		Guatemala	It makes capital investments in companies that are dedicated to the distribution and commercialization of electrical energy and to provide telecommunications services.	100.00%	100.00%	-	-	12/03/1999

Name of the subsidiary		Location (Country)	Principal activity	Percentage of ownership and voting rights		Non-controlling party share percentage		Creation date
				2023	2022	2023	2022	
Inmobiliaria y Desarrolladora Empresarial de América S.A. (IDEAMSA)		Guatemala	Subsidiary dedicated to making investments in real estate.	80.90%	80.90%	19.10%	19.10%	15/06/2006
Promobiliaria S.A.		Panamá	Buy, sell, build, modify, manage, lease and in general enter into any contract for the disposal, improvement, use and usufruct of real estate not necessary for the operation of property of the companies that make up Grupo EPM.	100.00%	100.00%	-	-	8/09/2015
EPM Latam S.A.		Panamá	Make capital investments in companies.	100.00%	100.00%	-	-	17/05/2007
EPM Capital México S.A. de C.V.		México	It develops infrastructure projects related to energy, lighting, gas, telecommunications, sanitation, water treatment plants, sewerage, wastewater treatment, buildings, as well as its operation, studies and services.	100.00%	100.00%	-	-	4/05/2012
EPM Chile S.A.		Chile	It develops projects for energy, lighting, gas, telecommunications, sanitation, sewage treatment plants and wastewater treatment, as well as providing said services and participating in all types of public or private tenders and auctions.	100.00%	100.00%	-	-	22/02/2013
Inversiones y Proyectos Hidrosur SpA	(5)	Chile	Participate in all kinds of contests, tenders, auctions, whether public and/or private, in the purchase of shares in national or foreign companies. Make strategic alliances, joint venture associations and sign business collaboration agreements to participate in tenders, obtain concessions and/or authorizations. Provide all kinds of advice and services directly or indirectly related to the activities carried out and in which the company is involved.	100.00%	100.00%	-	-	16/12/2014
Tecnología Intercontinental S.A. de C.V. TICSÁ	(6)	México	Dedicated to the study, development, promotion and execution of industrial projects, to the design, manufacture, assembly and assembly of machinery, the development of technology, including marketing, commercial representation and commerce in general.	100.00%	100.00%	-	-	28/07/1980

Name of the subsidiary		Location (Country)	Principal activity	Percentage of ownership and voting rights		Non-controlling party share percentage		Creation date
				2023	2022	2023	2022	
ENSA Servicios S.A.		Panamá	Provision of technical, commercial and any other complementary services to the provision of electricity service, without limiting other similar, related and/or compatible services that constitute added value to the activities described.	51.16%	51.16%	48.84%	48.84%	29/11/2017
FID 20431 SOMOS EPM (antes Patrimonio Autónomo Financiación Social)	(7)	Colombia	Manage the resources and payments of the social financing program created to facilitate the purchase of household appliances, gas appliances and products related to information technology for users.	100.00%	100.00%	-	-	14/04/2008
FID 20432 SOMOS CHEC	(7)	Colombia	Manage the resources and payments of the social financing program created to facilitate the purchase of household appliances, gas appliances and products related to information technology for users.	80.10%	80.10%	19.90%	19.90%	10/11/2020
FID 20433 SOMOS EDEQ	(7)	Colombia	Manage the resources and payments of the social financing program created to facilitate the purchase of household appliances, gas appliances and products related to information technology for users.	92.85%	92.85%	7.15%	7.15%	10/11/2020
FID 20434 SOMOS ESSA	(7)	Colombia	Manage the resources and payments of the social financing program created to facilitate the purchase of household appliances, gas appliances and products related to information technology for users.	74.05%	74.05%	25.95%	25.95%	10/11/2020
FID 269 CONSIGUELO CREDIEEGSA	(8)	Guatemala	Manage the resources and payments of the social financing program created to facilitate the purchase of household appliances, gas appliances and products related to information technology for users.	80.90%	80.90%	19.10%	19.10%	5/01/2022
FID 20435 SOMOS CENS	(9)	Colombia	Manage the resources and payments of the social financing program created to facilitate the purchase of household appliances, gas appliances and products related to information technology for users.	91.52%	-	8.48%	-	30/09/2022

- (1) Subsidiary acquired by the EPM Group through a share purchase and sale transaction perfected on October 1, 2020.
- (2) On November 23, 2020, EPM capitalized Aguas Nacionales EPM S.A. E.S.P. for \$113,397.
- (3) In December 2020, EPM capitalized Aguas Regionales EPM S.A. E.S.P. for \$13,587, such capitalization was made in two rounds with payments made on December 28, 2020 for \$10,087 and on January 6, 2021 for \$3,500, in accordance with the terms of the share subscription regulations.
- (4) In April 2022, EPM capitalized Aguas de Malambo S.A. E.S.P. with a cash contribution of \$2,000 and the treasury credit (plus interest) that had been granted to such subsidiary for a total amount of \$757.
- (5) On December 16, 2020, EPM Chile S.A. capitalized Inversiones y Proyectos Hidrosur SpA. for USD \$15,500,000 (COP\$ 53,723).
- (6) In June 2021 EPM Capital México S.A. de C.V. capitalized Tecnología Intercontinental S.A. de C.V. TICSa for MXN 3,832,352 (COP\$ 723).
- (7) Autonomous patrimony (structured entity) administered under mercantile trust agreement No. FID 4-2-2043 We are EPM Group Loyalty and Relationship Program, signed with Fiduciaria de Occidente S.A. on November 10, 2020.
- (8) Autonomous patrimony (structured entity) administered under the mercantile trust contract No. 269 - management and investment trust, signed with the INTERBANCO Trust on January 5, 2022.
- (9) Autonomous patrimony (structured entity) administered under the mercantile trust agreement No. FID 4-2-2043 We are EPM Group Loyalty and Relationship Program, signed with Fiduciaria de Occidente S.A. on August 8, 2022.
- (10) In March 2023, EPM capitalized Aguas de Malambo S.A. E.S.P. with a cash contribution of COP 1,000.

The financial information of the Group's subsidiaries with significant non-controlling interests as of the date of the reporting period is as follows:

June 30, 2023	Current Assets	Non-current assets	Current liabilities	Non-current liabilities	Ordinary income	Period Result	Other Comprehensive income	Total end result	Statement of cash flows
						continued operations			
Elektra Noreste S.A. (ENSA)	843,403	2,758,012	1,565,667	1,037,442	1,565,419	100,648	(142,804)	(42,156)	24,951
Empresa Eléctrica de Guatemala S.A. (EEGSA)	917,945	2,033,480	605,079	920,016	1,701,200	140,876	(181,519)	(40,643)	26,886
Electrificadora de Santander S.A. E.S.P. (ESSA)	497,007	1,997,876	464,453	994,334	1,007,271	148,862	-	148,862	86,680
Centrales Eléctricas del Norte de Santander S.A. E.S.P. (CENS)	436,952	1,074,122	364,729	614,377	683,134	76,335	-	76,335	31,042
Distribuidora Eléctrica del Sur S.A. de C.V. (DELSUR)	292,950	516,147	338,323	294,179	795,677	50,218	(29,763)	20,455	44,717
Central Hidroeléctrica de Caldas S.A. E.S.P. (CHEC)	480,705	1,032,904	455,700	478,855	637,344	124,548	7,771	132,319	20,966
Comercializadora Eléctrica de Guatemala S.A. (COMEGSA)	173,329	1,281	73,606	15,224	407,254	8,476	(14,390)	(5,914)	16,404
Empresa de Energía del Quindío S.A. E.S.P. (EDEQ)	115,958	330,983	117,824	141,213	211,312	32,324	(12)	32,312	27,242
Transportista Eléctrica Centroamericana S.A. (TRELEC)	66,939	1,370,036	118,309	467,338	125,657	64,530	(125,417)	(60,887)	179
Aguas Regionales EPM S.A. E.S.P.	29,851	231,733	37,698	76,122	43,986	5,739	-	5,739	5,624
Other participations ⁽¹⁾	972,587	5,214,873	675,400	822,622	552,765	384,473	(58,046)	326,427	443,889

Amounts stated in millions of Colombian pesos -

December 31, 2022	Current Assets	Non-current assets	Current liabilities	Non-current liabilities	Revenue	Profit for the period	Other Comprehensive income	Total comprehensive income	Cash Flows
						continued operations			
Elektra Noreste S.A. (ENSA)	1,007,275	3,096,810	1,875,982	1,186,262	2,834,416	159,300	149,880	309,180	23,576
Empresa Eléctrica de Guatemala S.A. (EEGSA)	1,096,867	2,330,707	717,690	1,046,268	3,000,623	228,654	238,558	467,212	37,470
Electrificadora de Santander S.A. E.S.P. (ESSA)	577,446	1,984,427	561,812	995,654	1,712,098	234,348	16,477	250,825	198,425
Centrales Eléctricas del Norte de Santander S.A. E.S.P. (CENS)	427,632	1,048,152	326,678	600,475	1,232,156	131,200	19,838	151,038	65,477
Distribuidora Eléctrica del Sur S.A. de C.V. (DELSUR)	289,802	594,578	332,450	343,589	1,469,927	54,227	29,123	83,350	23,108
Central Hidroeléctrica de Caldas S.A. E.S.P. (CHEC)	372,040	1,025,435	280,773	510,668	1,103,095	201,461	3,075	204,536	35,340
Comercializadora Eléctrica de Guatemala S.A. (COMEGSA)	173,355	1,449	43,577	17,229	614,015	20,921	14,975	35,896	10,591
Empresa de Energía del Quindío S.A. E.S.P. (EDEQ)	149,140	258,604	108,026	109,432	354,021	48,817	1,854	50,671	25,006
Transportista Eléctrica Centroamericana S.A. (TRELEC)	101,119	1,555,387	181,804	535,938	220,336	110,902	140,630	251,532	1,421
Aguas Regionales EPM S.A. E.S.P.	46,019	216,253	38,006	82,243	84,204	2,305	-	2,305	13,181
Other participations ⁽¹⁾	869,020	5,171,996	565,250	774,544	934,591	672,370	37,315	709,685	508,536

Amounts stated in millions of Colombian pesos -

June 30, 2022	Current Assets	Non-current assets	Current liabilities	Non-current liabilities	Ordinary income	Period Result	Other Comprehensive income	Total end result	Statement of cash flows
						continued operations			
Elektra Noreste S.A. (ENSA)	826,545	2,698,596	1,122,670	1,439,096	1,345,475	85,176	35,344	120,520	91,496
Empresa Eléctrica de Guatemala S.A. (EEGSA)	929,488	2,000,864	611,145	989,459	1,324,971	100,111	33,232	133,343	18,453
Electrificadora de Santander S.A. E.S.P. (ESSA)	593,136	1,884,091	652,832	957,437	817,890	113,375	-	113,375	232,011
Centrales Eléctricas del Norte de Santander S.A. E.S.P. (CENS)	408,851	1,023,806	334,682	603,102	576,548	97,279	-	97,279	143,491
Distribuidora Eléctrica del Sur S.A. de C.V. (DELSUR)	354,858	491,208	362,811	326,123	690,394	30,496	1,645	32,141	35,186
Central Hidroeléctrica de Caldas S.A. E.S.P. (CHEC)	283,978	984,541	252,807	510,751	512,203	109,400	(5,936)	103,464	31,601
Comercializadora Eléctrica de Guatemala S.A. (COMEGSA)	171,592	1,354	70,871	15,945	307,612	6,556	1,472	8,028	19,518
Empresa de Energía del Quindío S.A. E.S.P. (EDEQ)	140,293	244,265	102,980	113,610	169,563	28,359	(6)	28,353	52,479
Transportista Eléctrica Centroamericana S.A. (TRELEC)	99,694	1,318,664	104,509	551,619	96,824	51,791	23,208	74,999	150
Aguas Regionales EPM S.A. E.S.P.	40,896	206,900	33,475	67,226	38,791	7,376	-	7,376	16,900
Other participations ⁽¹⁾	881,119	4,729,336	613,049	653,487	461,154	347,079	7,300	354,379	378,167

Amounts stated in millions of Colombian pesos -

- ⁽¹⁾ Corresponds to investments in subsidiaries where the non-controlling interest is not significant in terms of its equity interest and/or the amount of the financial figures of each entity, and includes the following subsidiaries: Hidroecológica del Teribe S.A., Enérgica S.A., Credieegsa S.A., Aguas Nacionales EPM S.A. E.S.P., Empresa de Aguas del Oriente Antioqueño S.A. E.S.P., Aguas de Malambo S.A. E.S.P., Empresas Varias de Medellín S.A. E.S.P., EPM Inversiones S.A., Inmobiliaria y Desarrolladora Empresarial de América S.A., Innova Tecnología y Negocios S.A. de C.V. y Almacenaje y Manejo de Materiales Eléctricos S.A.

The results for the period, dividends paid, and equity assigned to non-controlling interests as of the date of the reporting period are as follows:

Non-controlling participations	June 30, 2023			
	Equity	Profit or loss	Other Comprehensive Income	Dividends paid
Elektra Noreste S.A. (ENSA)	487,315	49,153	-	19
Electrificadora de Santander S.A. E.S.P. (ESSA)	268,898	38,634	-	30,428
Empresa Electrica de Guatemala S.A. (EEGSA)	272,400	26,904	(207)	28,047
Central Hidroelectrica de Caldas S.A. E.S.P. (CHEC)	115,227	24,784	1,546	-
Transportista Electrica Centroamericana S.A. (TRELEC)	162,586	12,324	-	4,790
Centrales Electricas del Norte de Santander S.A. E.S.P.	45,116	6,474	-	-
Distribuidora de Electricidad del Sur S.A. de C.V. (DELSUR)	23,635	6,851	-	87
Aguas Regionales EPM S.A. E.S.P.	37,583	1,460	-	-
Comercializadora Electrica de Guatemala S.A. (COMEGSA)	16,382	1,619	-	4,688
Empresa de Energia del Quindio S.A. E.S.P. (EDEQ)	13,426	2,310	(1)	2,479
Other uncontrolled participations ⁽¹⁾	27,952	5,556	1	8,281

- Amounts stated in millions of Colombian pesos -

Non-controlling participations	June 30, 2022			
	Equity	Profit or loss	Other Comprehensive Income	Dividends paid
Elektra Noreste S.A. (ENSA)	470,247	41,597	-	10
Electrificadora de Santander S.A. E.S.P. (ESSA)	225,001	29,424	-	19
Empresa Electrica de Guatemala S.A. (EEGSA)	253,955	19,119	17	25,637
Central Hidroelectrica de Caldas S.A. E.S.P. (CHEC)	100,483	21,770	(1,181)	4,158
Transportista Electrica Centroamericana S.A. (TRELEC)	145,570	9,891	-	2,871
Centrales Electricas del Norte de Santander S.A. E.S.P.	41,970	8,250	-	-
Distribuidora de Electricidad del Sur S.A. de C.V. (DELSUR)	20,996	3,934	-	33
Aguas Regionales EPM S.A. E.S.P.	37,413	1,876	-	-
Comercializadora Electrica de Guatemala S.A. (COMEGSA)	16,449	1,252	-	4,084
Empresa de Energia del Quindio S.A. E.S.P. (EDEQ)	12,002	2,026	-	2,863
Other uncontrolled participations ⁽¹⁾	25,724	4,650	(1)	7,368

- Amounts stated in millions of Colombian pesos -

- ⁽¹⁾ Corresponds to investments in subsidiaries where the non-controlling interest is not significant and includes the following companies: Inmobiliaria y Desarrolladora Empresarial de América S.A., Enérgica S.A., Aguas de Malambo S.A. E.S.P., Empresa de Aguas del Oriente Antioqueño S.A. E.S.P., Hidroecológica del Teribe S.A., Crediegsa S.A., Aguas Nacionales EPM S.A. E.S.P., Empresas Varias de Medellín S.A. E.S.P. and Almacenaje y Manejo de Materiales Eléctricos S.A.

8.1 Significant restrictions

As of June 30, 2023, and 2022, the Group has no significant restrictions to access or use the assets, settle liabilities of the Group, nor do the non-controlling interests have protective rights that may restrict the Group's ability to access or use the assets and settle the liabilities of the subsidiaries or restrict dividends and other capital distributions.

8.2 Consolidated structured entities

As of June 30, 2023, and 2022, the Group has the following consolidated structured entities:

Structured Entity	June 30, 2023			
	Participation in the entity	Total Assets	Total liabilities	Net result of the period
FID 20431 SOMOS EPM (antes Patrimonio Autónomo Financiación Social)	100%	258,753	12,758	25,342
FID 20432 SOMOS CHEC	80.10%	30,558	683	2,200
FID 20433 SOMOS EDEQ	92.85%	8,575	299	446
FID 20434 SOMOS ESSA	74.05%	12,190	833	265
FID 269 CONSÍGUELO	80.90%	3,012	615	(885)
FID 20435 SOMOS CENS	91.52%	1,873	- 245	77

Amounts stated in millions of Colombian pesos -

Structured Entity	December 31, 2022			
	Participation in the entity	Total Assets	Total liabilities	Net result of the period
FID 20431 SOMOS EPM (antes Patrimonio Autónomo Financiación Social)	100%	238,799	18,146	26,945
FID 20432 SOMOS CHEC	80.10%	28,501	825	2,243
FID 20433 SOMOS EDEQ	92.85%	7,237	407	401
FID 20434 SOMOS ESSA	74.05%	8,432	(161)	(452)
FID 269 CONSÍGUELO	80.90%	2,121	404	(2,001)
FID 20435 SOMOS CENS	91.52%	979	(5)	29

Amounts stated in millions of Colombian pesos -

The Group has no obligation to provide financial support to the above structured entities.

8.3 Loss of control of subsidiaries

As of June 30, 2023 and 2022, there were no transactions or economic events implying the loss of control of subsidiaries.

Note 9. Investments in associates

The details of the Group's investments in associates as of the date of the reporting period are as follows:

Associate name	Location (Country)	Main activity	Percentage of participation and voting rights		Creation date
			June 30, 2023	December 31, 2022	
Hidroeléctrica Ituango S.A. E.S.P.	Colombia	Promotion, design, construction, operation, maintenance and commercialization of energy at the national and international level of the Pescadero Hituango Hydroelectric Power Plant	46.45%	46.45%	8/06/1998
Hidroeléctrica del Río Aures S.A. E.S.P. ⁽¹⁾	Colombia	Generation and commercialization of electric power through a hydroelectric power plant, located in the jurisdiction of the municipalities of Abejorral and Sonson. Of the Department of Antioquia	8.43%	11.81%	14/05/1997
UNE EPM Telecomunicaciones S.A.	Colombia	Provision of telecommunications services Information and communication technologies Information services and follow-up activities.	50.00%	50.00%	23/06/2006
Inversiones Telco S.A.S.	Colombia	Invest in companies whose social objects are based on the provision of business process outsourcing (BPO) services for companies, especially but not limited to telecommunications companies.	50.00%	50.00%	5/11/2013

⁽¹⁾ In January 2023, a capitalization was presented in Hidroeléctrica del Río Aures S.A. E.S.P., in which EPM did not participate and consequently its participation is reduced.

As of June 2023, it is reclassified to a non-controlled investment due to the resignation in the representation of this company's board of directors.

The value of investments in associates as of the date of the reporting period is as follows:

Associate	June 30, 2023				December 31, 2022				
	Investment value				Investment value				
	Cost	Equity metod	Impairment	Total	Cost	Equity metod	Impairment	Dividends	Total
UNE EPM Telecomunicaciones S.A.	2,342,488	(1,433,842)	-	908,646	2,342,488	(1,282,346)	-	-	1,060,142
Inversiones Telco S.A.S.	55,224	19,495	-	74,719	55,224	26,554	-	(8,167)	73,611
Hidroeléctrica Ituango S.A. E.S.P.	34,313	(10,374)	(6,420)	17,519	34,313	(10,612)	(6,420)	-	17,281
Hidroeléctrica del Río Aures S.A. E.S.P.	-	-	-	-	2,478	86	-	-	2,564
Total investments in associates	2,432,025	(1,424,721)	(6,420)	1,000,884	2,434,503	(1,266,318)	(6,420)	(8,167)	1,153,598

Amounts stated in millions of Colombian pesos -

The detail of the equity method recognized in income for the period and in other comprehensive income for the period is as follows:

Associated	June 30, 2023		December 31, 2022	
	Period equity method	Total	Period equity method	Total
	Period Result		Period Result	
UNE EPM Telecomunicaciones S.A.	(153,651)	(153,651)	(45,644)	(45,644)
Inversiones Telco S.A.S.	1,444	1,444	4,054	4,054
Hidroeléctrica Ituango S.A. E.S.P.	237	237	(617)	(617)
Hidroeléctrica del Río Aures S.A. E.S.P.	-	-	(36)	(36)
VE Servicios de Eficiencia Energética S.A.S.	-	-	(20)	(20)
Total	(151,970)	(151,970)	(42,263)	(42,263)

Amounts stated in millions of Colombian pesos -

The financial information of the Group's significant associates at the date of the reporting period is as follows. All associates are accounted for by the equity method in the consolidated financial statements:

June 30, 2023	Current Assets	Non-current assets	Current liabilities	Non-current liabilities	Ordinary income	Period Result	Other comprehensive result	Total comprehensive income	Dividend income
						Continued operations			
UNE EPM Telecomunicaciones S.A.	1,107,876	9,497,087	3,081,748	7,279,210	2,273,710	(306,546)	-	(306,546)	-
Inversiones Telco S.A.S.	186,825	114,992	107,058	45,916	229,530	1,561	-	1,561	-
Hidroeléctrica Ituango S.A. E.S.P.	40,379	14,376	2,393	853	977	977	-	977	-
Hidroeléctrica del Río Aures S.A. E.S.P.	5,439	16,675	181	-	-	(105)	-	(105)	-

Amounts stated in millions of Colombian pesos -

December 31, 2022	Current Assets	Non-current assets	Current liabilities	Non-current liabilities	Ordinary income	Period Result	Other comprehensive result	Total comprehensive income	Dividend income
						Continued operations			
UNE EPM Telecomunicaciones S.A.	1,111,351	8,429,365	2,849,791	6,133,304	5,436,328	(473,812)	-	(473,812)	-
Inversiones Telco S.A.S.	195,575	125,656	115,996	58,010	561,016	8,982	-	8,982	8,167
Hidroeléctrica Ituango S.A. E.S.P.	37,911	65,565	1,550	50,928	1,748	1,720	-	1,720	-
VE Servicios de Eficiencia Energética S.A.S.	2,574	17,975	4,619	14,072	3,910	(237)	-	(237)	-
Hidroeléctrica del Río Aures S.A. E.S.P.	5,439	16,675	181	-	-	(105)	-	(105)	-

Amounts stated in millions of Colombian pesos -

The financial information of these companies, which is the basis for applying the equity method, is prepared under Colombian Accepted Accounting and Financial Reporting Standards (NCIF) and adjusted to the Group's accounting policies.

Significant restrictions

As of June 30, 2023, and 2022, the Group has no significant restrictions on investments in associates related to the transfer of funds to the Group in the form of cash dividends, or repayment of loans or advances made by the Group, except for the case of UNE EPM Telecomunicaciones S.A., in which it will be mandatory to distribute to the shareholders of UNE EPM Telecomunicaciones S.A., which is a subsidiary of the Group, in which it shall be mandatory to distribute as a dividend at least fifty percent (50%) of the net profit for the period after appropriations and/or legal, statutory, and occasional reserves, provided that the level of consolidated financial indebtedness does not exceed 2 times the EBITDA for the same period.

Note 10. Trade and other receivables

Details of the Group's trade and other receivables as of the reporting periods are as follows:

Trade and other accounts receivable	June 2023	December 2022
Non-current		
Public service Debtors ⁽¹⁾	2,694,463	1,958,242
Value-of-the-public services Depreciation	(740,008)	(576,453)
Employee loans	170,353	167,792
Value-based loans employees Depreciation	(16)	(41)
Dividends and participations receivable ⁽²⁾	41,755	-
Contracts for the management of public services	635,505	712,417
Other services	39	36
Other Debtors Receivable	197,441	202,107
Value-based other loans Depreciation	(23,838)	(22,929)
Total no corriente	2,975,694	2,441,171
Corriente		
Public service Debtors ⁽¹⁾	8,877,100	8,492,921
Value-of-the-public services Depreciation	(2,202,598)	(1,915,981)
Employee loans	60,279	56,552
Value-based loans employees Depreciation	(67)	(79)
Other contracts with customers	7,809	5,140
Dividends and participations receivable ⁽²⁾	49,306	17
Contracts for the management of public services	118,520	113,661
Indemnities	13,248	7,056
Other services ⁽³⁾	508,637	418,202
Other Debtors Receivable	784,504	798,037
Value-based other loans Depreciation	(515,423)	(470,764)
Total current	7,701,316	7,504,762
Total	10,677,010	9,945,933

- Amounts stated in millions of Colombian pesos -

The total portfolio presented an increase of \$731,077 equivalent to 7.35%, mainly explained by the following reasons:

- ⁽¹⁾ Accounts receivable from debtors of public services do not generate interest and the term for their collection is generally 12 days, except for the non-current portfolio originated by the constitution of long-term financing plans for the connection of new customers to the system, or as a consequence of financing plans for the recovery of the portfolio.

The COP 1,120,400 increase is mainly explained by the estimates of the commercial operation of energy and gas sales and the tariff option.

Note: The tariff option allows moderating abrupt tariff increases by accumulating balances paid by the user at a later date, over a longer period of time. The behavior of this account receivable is as follows:

Subsidiary	Date	Capital balance	Interes balance	Cumulative total
AFINIA	December 2022	1,159,751	76,474	1,236,225
	June 2023	157,563	102,160	259,722
EPM	December 2022	530,706	39,155	569,861
	June 2023	49,836	49,397	99,233
CENS	December 2022	144,327	926	145,253
	June 2023	24,339	128	24,467
CHEC	December 2022	74,648	5,302	79,950
	June 2023	37,127	8,538	45,665
ESSA	December 2022	103,180	868	104,048
	June 2023	38,229	903	39,132
EDEQ	December 2022	44,221	473	44,694
	June 2023	15,526	4,495	20,021
Total Grupo EPM		2,379,453	288,819	2,668,272

- Amounts stated in millions of Colombian pesos -

- (2) The COP 91,044 increase in the dividends and participations receivable account is due to the accrual of dividends declared in 2023 amounting to COP 91,061, corresponding to the investments in ISA of COP 85,118, Promioriente of COP 5,932, ENEL of COP 9, Davivienda of COP 1 and Terpel of COP 1, as well as the payment by ENEL of COP 17.
- (3) In the other services account, the COP 90,438 increase was mainly due to increased construction projects for wastewater treatment plants in the subsidiary TICS.

Long-term trade receivables are measured mainly at amortized cost under the effective interest rate method and short-term accounts receivable are presented at their nominal amount, except for the accounts receivable measured at fair value of: i) Municipality of Rionegro, originated by the merger with Empresas Públicas de Rionegro. For their valuation, the discounted cash flow payments are considered, applying the weekly rates for 360-day CDTs published by Banco de la República, and ii) the account receivable associated with the contract for the firm supply of liquid fuel (ACPM) for the Termoeléctrica La Sierra and Termodorada plants, which is updated according to the value of the fuel unit stipulated in the contract.

Trade receivable from reinsurance activity

The Group defined that the business model for accounts receivable is to receive contractual cash flows, for which reason they are initially measured at fair value and subsequently measured at amortized cost, using the effective interest rate.

The detail of accounts receivable reinsurance activity is as follows:

Accounts receivable reinsurance activity	June 2023	December 2022
Insurance and reinsurance services ⁽¹⁾	21,566	1,334
Total	21,566	1,334

Amounts stated in millions of Colombian pesos -

⁽¹⁾ The dollar equivalent of the value of insurance and reinsurance services as of June 2023 is USD 5,145,489, distributed among the reinsurers as follows: La Previsora with USD 2,555,509; Seguros Generales Suramericana with USD 1,810,827 and Allianz with USD 779,153.

The variation from one period to another corresponds to the renewal of the D&O, OCT Ituango and GL Ituango programs.

Impairment of trade receivables

The Group measures the allowance for expected losses over the life of the asset using the simplified approach, which consists of taking the present value of credit losses arising from all possible default events at any time during the life of the transaction.

This alternative is taken since the volume of customers handled by the Group is very high and the measurement and control of risk in stages may lead to errors and an underestimation of impairment.

The expected credit loss model corresponds to a forecasting tool that projects the probability of default or non-payment of the portfolio within the next twelve months. Each obligation is assigned an individual probability of non-payment that is calculated from a probability model, which involves sociodemographic, product and behavioral variables.

Although the impairment forecast for the annual period is obtained based on the customer's payment behavior data contained during the period in question, the same does not occur when the impairment of the monthly periods comprising the annual period is recorded. In the latter case, the impairment recorded for the month evaluated is that obtained with the payment behavior data of the previous month.

As of the cut-off date, the aging analysis of accounts receivable at the end of the reporting period that are impaired is as follows:

	June 2023		December 2022	
	Gross book value	Expected credit losses over the lifetime	Gross book value	Expected credit losses over the lifetime
Public service debtors				
Current	8,579,000	(962,650)	7,673,876	(846,414)
Less than 30 days	733,851	(64,921)	822,184	(64,816)
30-60 days	232,199	(74,620)	198,777	(55,224)
61-90 days	134,645	(46,336)	181,852	(53,979)
91-120 days	100,430	(73,204)	100,263	(70,961)
121-180 days	173,148	(141,300)	170,474	(141,178)
181-360 days	424,162	(393,498)	319,316	(303,563)
Greater than 360 days	1,194,128	(1,186,077)	984,421	(956,299)
Total debtors for public services	11,571,563	(2,942,606)	10,451,163	(2,492,434)
Other debtors				
Current	1,061,374	(48,351)	906,038	(33,736)
Less than 30 days	71,495	(8,797)	103,928	(11,891)
30-60 days	17,163	(7,130)	35,035	(10,377)
61-90 days	16,085	(6,482)	17,985	(6,683)
91-120 days	13,616	(6,173)	14,886	(5,370)
121-180 days	35,988	(15,673)	47,577	(13,844)
181-360 days	149,236	(48,365)	123,987	(26,676)
Greater than 360 days	1,222,440	(398,373)	1,231,582	(385,236)
Total Other Debtors	2,587,397	(539,344)	2,481,018	(493,813)
Total debtors	14,158,960	(3,481,950)	12,932,181	(2,986,247)

- Amounts stated in millions of Colombian pesos -

With respect to the age of delinquency of the portfolio, it can be observed that the portfolio is mainly concentrated in an age range without delinquency or in effect, both for "public utility receivables," corresponding to the accounts receivable related to the estimates of the commercial operation of energy, gas and the tariff option, and "other receivables" because of the dividends declared in 2023.

In the impairment of the portfolio, public utility receivables is mainly in the age range of over 360 days due to bearing the massive portfolio of the energy service and energy sales in bulk for public lighting, especially in the subsidiary AFINIA and the EPM Parent Company. Other receivables is in the age range of 181 to 360 days due to the impairment of accounts receivable from Ecoaguas de Torreón and Ecosistema de Lerdo of the subsidiary TICSA, corresponding to the uncollectibility of the contingent line of credit and non-compliance with the tariffs established in the contract, respectively.

The reconciliation of the expected credit losses of the portfolio is as follows:

Expected credit losses over the life of the asset	June 2023	December 2022
Value correction at the beginning of the period	(2,986,248)	(2,466,152)
Impairment changes to the accounts receivable held at the beginning of the period	(282,302)	(665,629)
Financial assets not derecognized during the Period ⁽²⁾	6,035	621,226
New financial assets originated or purchased	(537,436)	(961,050)
Cancellations	291,909	492,560
Changes in Risk Models/Parameters	12,382	27,715
Difference in change and other movements	13,710	(34,918)
Final Drive Account Balance ⁽¹⁾	(3,481,950)	(2,986,248)

Amounts stated in millions of Colombian pesos -

⁽¹⁾ El valor del deterioro acumulado reflejó un aumento de \$495.703, explicado principalmente por el rodamiento en la edad de mora de la cartera de la facturación masiva de energía, venta de energía en bloque y opción tarifaria. De este último concepto se detalla a continuación su deterioro:

Subsidiary	Date	Cumulative total
AFINIA	Diciembre de 2022	(262,054)
	Junio de 2023	(68,652)
EPM	Diciembre de 2022	(102,193)
	Junio de 2023	(10,188)
CENS	Diciembre de 2022	(12,829)
	Junio de 2023	(511)
CHEC	Diciembre de 2022	(9,213)
	Junio de 2023	(7,256)
ESSA	Diciembre de 2022	(5,359)
	Junio de 2023	(3,105)
EDEQ	Diciembre de 2022	(5,211)
	Junio de 2023	(2,589)
Total Grupo EPM		(489,160)

- Amounts stated in millions of Colombian pesos

⁽²⁾ Financial assets that have been derecognized during the period presented an execution of \$6,035 that is mainly due to portfolio write-offs made by the subsidiaries HIDROSUR for \$2,867, DECAII for \$2,583, CHEC for \$434, CENS for \$ 92, EDEQ for \$38 and EPM for \$21.

On the other hand, the portfolio reconciliation is as follows:

Accounts receivable balance	June 2023	December 2022
Financial assets initial balance	12,932,181	11,626,614
New financial assets originated or purchased ⁽¹⁾	29,485,068	52,475,698
Financial asset write-offs ⁽²⁾	(28,106,170)	(50,836,533)
Derecognized financial assets	(6,035)	(621,226)
Valuation at amortized cost	(18,125)	86,345
Other changes	(127,959)	201,283
Final Drive Account Balance	14,158,960	12,932,181

Amounts stated in millions of Colombian pesos -

The COP 1,226,779 variation corresponds to accounts receivable for estimated energy, gas, the tariff option and dividends.

The Group writes off, against the impairment recognized in an allowance account, the values of impaired financial assets when:

- The trade receivable recorded do not represent certain rights, goods or obligations for the entity.
- It is not possible to collect the right or obligation through coercive or judicial jurisdiction.
- It is not possible to legally impute the value of the portfolio to any person, natural or legal.
- Once the cost-benefit ratio has been evaluated and established, it is more expensive to pursue the collection process than the value of the obligation.

The Group recognizes all impairment losses through an allowance account rather than directly.

Responsible instances for punishment write-off

The write-off is approved in each company by the person, committee or agency that has the corresponding authorization.

Note 11. Other financial assets

The detail of other financial assets at the end of the period is as follows:

Other financial assets	June 2023	December 2022
Non current		
Derivatives designated as hedging instruments under hedge accounting		
Swap Contracts ⁽¹⁾	1,966	466,733
Total derivatives designated as hedging instruments under hedge accounting	1,966	466,733
Financial assets measured at fair value through profit or loss		
Fixed income securities	8,676	9,331
Equity securities	245,843	128,814
Fiduciary rights	333,000	316,773
Total financial assets measured at fair value through profit or loss	587,519	454,918
Financial assets designated to fair value through the other comprehensive income		
Equity instruments ⁽²⁾	1,700,770	2,100,071
Total financial assets designated to fair value through the other comprehensive income	1,700,770	2,100,071
Financial assets measured at amortized cost		
Fixed income securities	1,451	1,745
Total financial assets measured at amortized cost	1,451	1,745
Financial leasing	24,469	-
Total other non-current financial assets	2,316,175	3,023,468
Current		
Derivatives designated as hedging instruments under hedge accounting		
Futures contracts	672	-
Total derivatives designated as hedging instruments under hedge accounting	672	-
Financial assets measured at fair value through in profit or loss		
Derivatives that are not under hedge accounting ⁽³⁾	47,535	67,870
Fixed income securities ⁽⁴⁾	459,574	550,835
Investments pledged	259,273	233,004
Fiduciary rights	23,803	17,719
Total financial assets measured at fair value through profit or loss	790,185	869,428
Financial assets measured at amortized cost		
Fixed income securities	144,771	178,046
Total financial assets measured at amortized cost	144,771	178,046
Financial leasing	14,895	(1)
Total other current financial assets	950,523	1,047,473
Total other financial assets	3,266,698	4,070,941

- Amounts stated in millions of Colombian pesos -

(1) The variation in the fair value of the swaps is due to the 12.87% revaluation during the year, since the right is considerably devalued, increasing the liability in the fair value account.

(2) The decrease in equity instruments was mainly due to the reduction in the price of the shares of Interconexión Eléctrica S.A. E.S.P., since their fair value is determined by the market price, and an increase in the reclassification of the investment of Hidroeléctrica del Río Aures S.A. E.S.P. from associate to non-controlled investment amounting to COP 2,478.

(3) Corresponds to the weather derivative contracted to cover the existing risk of dry seasons that imply a decrease in hydraulic generation and the rise in energy prices on the stock market. This financial instrument is intended to provide protection to the organization when events materialize that may prevent the fulfillment of contractual commitments that imply buying energy on the stock market at market prices that may be unfavorable. With the weather derivative, part of this impact is transferred to the market, which would reduce the effect on the groups financial results.

(4) The COP 91,261 decrease in fixed income securities for the month of June 2023 with respect to the balance of December 2022 is mainly due to two reasons:

1. A total of COP 26,269 has been used to create collateral used in trading energy futures in the DERIVEX market, and is reflected in the Pledged Investments account.

2. The remaining value of the decrease is explained by the use of resources in payments for goods and services associated with the company's operation.

Financial assets designated at fair value through profit or loss are assets whose contractual cash flows are highly liquid. The Group classifies a financial asset in this category if it is mainly acquired to be sold in the short-term.

Financial assets at fair value through profit or loss are assets whose cash flows are highly liquid.

They include investments made to optimize surplus liquidity, i.e., all those resources that are not immediately used for the development of the activities that constitute the corporate purpose of the company. The investment of liquidity surpluses is made under the criteria of transparency, security, liquidity and profitability, under the guidelines of an adequate control and under market conditions without speculative purposes.

Conventional purchases and sales of financial assets are accounted for on the trade date.

11.1.1 Equity investments designated at fair value through profit or loss through comprehensive income

The detail of equity investments designated at fair value through other comprehensive income is as follows:

Equity investment	June 30, 2023	December 31, 2022
Interconexión Eléctrica S.A. E.S.P. ⁽¹⁾	1,650,565	2,052,213
Promioriente S.A. E.S.P.	39,541	39,541
Reforestadora Industrial de Antioquia S.A.	4,947	4,947
Hidroeléctrica del Río Aures S.A. E.S.P.	2,478	-
Electrificadora del Caribe S.A. E.S.P.	1,385	1,385
Unidad de Transacciones SA. de C.V.	637	731
Other investments ⁽²⁾	1,217	1,254
Total	1,700,770	2,100,071
investments that remain recognized at the end of the period ⁽³⁾	178,222	77,059
Recognized dividends during the period	178,222	77,059

- Amounts stated in millions of Colombian pesos -

⁽¹⁾ As of June 30, 2023, the stock market price of Interconexión Eléctrica S.A. E.S.P. closed at \$16,890 (2022: \$21,000).

⁽²⁾ Includes investment in: Gestión Energética S.A. E.S.P., Terminal de Transporte de Bucaramanga S.A., Duke Energy Guatemala y Cía. S.A., Concentra Inteligencia en Energía S.A.S., Organización Terpel S.A., Emgesa S.A. E.S.P., Banco Davivienda S.A., Sin Escombros S.A.S., Hotel Turismo Juana Naranjo, Orazul Energy, Compañía de Alumbrado Eléctrico de Santa Ana S.A., Central de Abastos de Cúcuta S.A., Fid Bancolombia PA Cadenalco, Fosfonorte S.A., Gestión Energética S.A. E.S.P., Compañía de Alumbrado Eléctrico de San Salvador S.A., Cenfer S.A., Crediegsa S.A., Empresa Distribuidora del Pacífico S.A. E.S.P., Banco Bilbao Vizcaya Argentaria Colombia S.A., Central Hidroeléctrica de Betania S.A. y Acerías Paz del Río S.A.

⁽³⁾ Corresponds to dividends recognized at June 30, 2023 of \$178,222(2022: \$77,059) which are disclosed in dividends from investments in the statement of cash flows.

The equity investments indicated in the table above are not held for trading purposes but are held for medium and long-term strategic purposes. The Group's management considers that the classification for these strategic investments provides more reliable financial information than reflecting the changes in their fair value immediately in the income statement for the period.

11.2 Reclassifications of financial assets

The Group has not made any changes in the business model of management and administration of financial assets; therefore no financial assets have been reclassified.

Note 12. Cash and cash equivalents

The composition of cash and cash equivalents at the end of the period is as follows:

Cash and cash equivalents	June 30, 2023	December 31, 2022
Cash in hand and banks	1,474,606	3,016,337
Other cash equivalents ⁽¹⁾	760,790	1,111,407
Total cash and cash equivalents presented in the statement of financial position	2,235,396	4,127,744
Total cash and cash equivalents presented in the statement of cash flows	2,235,396	4,127,744
Restricted cash and cash equivalents ⁽²⁾	344,934	299,174

- Amounts stated in millions of Colombian pesos -

⁽¹⁾ Includes restricted funds \$344,934 (2022: \$299,174) and cash equivalents \$415,856 (2022: \$812,232).

⁽²⁾ Of this \$130,691 (2022: \$89,065) corresponds to non-current restricted cash.

Cash investments mature within three months or less from the date of acquisition and earn interest at market rates for this type of investment.

The Group has restrictions on cash and cash equivalents as follows: As of June 30, 2023, the fair value of restricted cash equivalents is \$344,934 (2022: \$299,174).

Fund or EPM agreement	Destination	June 2023	December 2022
Sintraemsdes Housing Fund	To contribute to the acquisition of housing and the improvement of housing, of the servers that are beneficiaries of the conventional agreement between EPM and the unions.	45,365	30,641
Sinpro Housing Fund	To contribute to the acquisition of housing and the improvement of housing, of the servers that are beneficiaries of the conventional agreement between EPM and the unions.	38,623	31,456
Premium income Corpb. 6972005469	Attend to possible contingencies after the acquisition of EPRI by EPM	7,587	7,133

Fund or EPM agreement	Destination	June 2023	December 2022
Ministry of Mines and Energy - Fondo Especial Cuota Fomento (Special Fund for Development Quota)	Co-financing agreement for the construction, distribution infrastructure and connection to lower-income users in the municipalities of Amaga, Santafé de Antioquia, Sopetran, San Jeronimo and Ciudad Bolívar. Compressed Natural Gas and connection to users of Don Matias, Entrerrios, San Pedro, Santa Rosa and Yarumal. Convention No 106: Construction of the infrastructure for connecting users of the Valley of Aburra, the Bee, the Union and the Retiro. Convention 179: Includes the municipality of Sonson.	5,710	5,565
Contribution Municipalities of Pueblorrico and Ciudad Bolívar	Convention for the construction of 7 indigenous schools	5,255	-
Contract No. CT-2019-001105	Contract for the supply of energy and electric power for the unregulated market and support of contracts from energy distributor and distributor S.A. E.S.P, DICEL S.A. E.S.P.	3,224	3,058
Payment of OC solidarity contributions	The purpose of the account is to receive the transfer of solidarity contributions paid by other marketers, as well as the resources paid by the Ministry of Mines and Energy for subsidies for lower rates applied to users of the energy service of strata 1, 2 and 3.	2,983	-
Sinpro Education Fund	To promote the welfare of the servers to meet the needs of payment of tuition, texts and endowment that are required to advance studies of own and of the family group.	2,702	2,621
Education Fund Sintraemsdes	To promote the welfare of the servers to meet the needs of payment of tuition, texts and endowment that are required to advance studies of own and of the family group.	2,487	2,063
Fondo Entidad Adaptada de Salud y Fondo Fosyga (Adapted Health Entity and Fosyga Fund)	Mechanism of control and follow-up to the collection of contributions from the contributory scheme of the General Social Security System in Health.	2,358	4,318
Agreement SOMOS points	Provision of services for the operation of the key capabilities associated with the Points element of the Large-Scale Loyalty Program for the EPM Group.	2,032	1,928
Sintraemsdes Calamity Fund	Promote the well-being of your servers to meet your urgent and unforeseen needs or those of your primary family group.	1,780	1,683

Fund or EPM agreement	Destination	June 2023	December 2022
Public lighting and sanitation fees agreements with municipalities	Agreement to manage the resources of the territorial authorities for payment to the municipalities with agreements to collect the fees of public lighting and toilet, are resources exempt from 4x1000.	1,683	544
Resource transfer Department of Antioquia Act of Execution A5	in order to cover the co-financing of up to 70% of the cost of household electrical installations for families in stratum 1 in the different subregions of the Department of Antioquia.	1,556	-
Calamity Fund Sinpro	Promote the well-being of your servers to meet your urgent and unforeseen needs or those of your primary family group.	1,541	1,476
Framework Agreement Municipality of Medellín No. 4600049285	Construction by EPM of platforms and other road elements in the city center, taking advantage of the Centro Parrilla project, that is, the renovation of aqueduct and sewerage networks.	616	592
Villages Program	To take advantage of the wood that completes its cycle of maturation in the forests planted by EPM around its reservoirs, to build housing of social interest in the municipalities of Antioquia outside the Valley of Aburra and to deliver them to families of scarce resources, preferably in situations of forced or voluntary displacement.	595	571
Motorcycle Repair Fund	To promote the welfare of official workers who operate in the regional market and use motorcycles of their own for the performance of their duties.	394	368
Judicial or administrative proceedings	Accounting garnishment by judicial or administrative proceedings	239	1,163
Administration of resources for the construction of infrastructure in Madera for Emvarias in La Pradera sanitary landfill.	Management of resources for the construction of infrastructure in Wood for Emseveral in the sanitary landfill La Pradera.	92	87
Deposits Law 820	Guarantee required by the landlord to the tenant for payment of public services. According to Article 15 of Law 820 of 2003 and Regulatory Decree 3130 of 2003.	89	87
Municipality of Medellín - Land	Acquisition of sites identified and characterized within the protection zones of watersheds supplying aqueduct systems in the municipality of Medellín.	74	70
Agreement 5 Indigenous Schools 2019-20	Co-finance the development of indigenous education centers within the framework of the Villages program to improve the quality of life of indigenous communities in the Department of Antioquia	67	112

Fund or EPM agreement	Destination	June 2023	December 2022
Espíritu Santo	EPM - Holy Spirit Liquidation	64	64
Municipality of Medellín - Aguas	Integrated water management for human consumption of the inhabitants of the municipality of Medellín.	28	27
EAS Accounts Copayments	Receipt of resources for moderating fees and co-payments in the EAS	18	316
Inter-administrative Agreement CT -2017-001388 (460007009)	Convention for the construction of 7 indigenous schools in 5 municipalities	-	26
IDEA Agreement 4600003283	Join efforts to build gas home operations in the different subregions of the Department of Antioquia under the "Gas Without Borders" program.	-	1
Resources of the future Ituango hydroelectric power plant.	Receipt of the resources paid by the insurers AXA, SBS and SURA and whose destination is exclusive to the Hidroituango plant.	-	122
GNB Government of Antioquia	Cover the co-financing of up to 70% of the cost of household electrical installations of Tier 1 families in the different subregions of the department of Antioquia.	-	1,449
Total restricted resources EPM		127,162	97,541

- Amounts stated in millions of Colombian pesos -

CARIBEMAR Fund or agreement	Destination	June 2023	December 2022
Fidudavivienda CA 482800013450 - Caribe Mar and others	Infrastructure expansion	57,722	61,870
Encargo Fiduciario ECA - Prone Barrio SNB 9 D and others	Power network standardization program	56,536	14,230
Banco de Bogotá Cuentas 097372106; 097372098 and others	Management Housing loan account	7,283	20,885
F_Corfi CA 477013965 -FAER GGC 562 and others	Energy of interconnected rural areas	1,048	1,052
Total restricted resources CARIBEMAR		122,589	98,037

- Amount stated in millions of Colombian pesos -

Fund or agreement Grupo Ticsa México	Destination	June 2023	December 2022
Ecosistemas de Colima S.A. de C.V.	Trust Bank of Bajío 15892649	15,455	7,648
Ecosistemas de Tuxtla S.A. de C.V.	Trust Bank of Bajío/Multiva	7,949	14,087
Aquasol Morelia S.A. de C.V.	Trust National Bank of Works and Trust Bank of Bajío 15892649	6,706	7,979
Ecosistemas de Celaya S.A. de C.V.	Trust Bank of Bajío 15892649 and Trust National Bank of Works	2,129	2,676
Tecnología Intercontinental S.A.P.I. DE C.V.	Extra 0511 Moflo	-	839
Total restricted resources Grupo Ticsa México		32,239	33,230

- Amount stated in millions of Colombian pesos -

Fund or agreement Empresas Varias	Destination	June 2023	December 2022
Encargo FID 919301039524 - Pradera and others	Resources earmarked for Pradera payments	25,881	23,007
FL ITAU 859060217 Renting hora	Delegated administration agreement with the municipality of Medellín, for the maintenance of green areas of the institutions of the municipality and its 5 co-regents	32	442
FL BBVA 423 Convenio Poda-Tala	Agreement with INDER for the washing of bridges and roofs of the stadium	32	32
Convenio 18-897796-47 EDU	Delegated administration agreement with the municipality of Medellín for the service of cutting green areas and pruning and cutting trees	27	26
FL Occidente INDER	Delegated administration agreement with the municipality of Medellín for the green area court service	4	4
Total restricted resources Empresas Varias		25,976	23,511

- Amount stated in millions of Colombian pesos -

Fund or agreement Aguas Nacionales	Destination	June 2023	December 2022
FL ITAU 859085263 and FL ITAU 859085270	Interventoria Project	11,900	8,425
Current account Bancolombia 536423 and Others	Project Aguas de Atrato	403	799
ITAU savings account 153148929	Ministry Project	144	163
Total restricted resources Aguas Nacionales		12,447	9,387

- Amount stated in millions of Colombian pesos -

Fund or agreement CENS	Destination	June 2023	December 2022
BBVA -Miniminas 756 and other	Carry out the execution of rural electrification works in the municipalities of the department of Norte de Santander.	3,976	18,959
Custody account BBVA XM Garantías Bancarias	Guarantee and compliance ties to cover energy purchase projects.	2,439	2,355
Revolving Housing Fund	Préstamos de vivienda empleados de CENS S.A.	1,113	903
Government-Davivienda Agreement and Others	Carry out the execution of rural electrification works in different municipalities	458	459
Total restricted resources CENS		7,986	22,676

- Amount stated in millions of Colombian pesos -

Fund or agreement ESSA	Destination	June 2023	December 2022
BBVA guarantees 0408	XM bank account	5,257	6,021
Agreement Resources public hearings	Agreement signed with the Mayor of Bucaramanga	1	1
Total restricted resources ESSA		5,258	6,022

- Amount stated in millions of Colombian pesos -

Fund or agreement EDEQ	Destination	June 2023	December 2022
FL Davivienda Housing Fund 136270148986 FL Fiducredicorp Housing Fund 919301005560	Resources to improve the quality of life of workers through the provision of loans for the purchase and improvement of housing.	4,499	3,355
FL Davivienda Collective Portfolio 608136200000618 FL Davivienda Social Good Fund- training 136270162219	Resources to facilitate workers and their families access to higher education, health, welfare and recreation.	307	278
FL Davivienda calamity fund 136000742868	Resources earmarked for events caused by serious and unforeseen situations affecting the worker or his family.	14	6
FL Davivienda motorbike fund 136270167200	Resources to provide workers with loans to purchase and replenish motorcycles for the performance of their work.	13	5
Total restricted resources EDEQ		4,833	3,644

- Amount stated in millions of Colombian pesos -

Fund or agreement CHEC	Destination	June 2023	December 2022
Custody account management XM	Attention to guarantees for operations of Class of Transactions the energy storage in stock that manages and controls XM.	1,151	808
CONFA special fund	Attention to social and cultural programs for CHEC employees (delegated administration contract with CONFA).	400	223
Special Fund Agreement CORPOCALDAS, Government of Caldas	FL Davivienda 941 Inter-Administrative Convention	137	137
Special land fund	Management of forest conservation sites in the company's watersheds (delegated administration contract)	100	115
Special fund advertising guidelines	Attention to advertising guidelines through contracts with advertising agencies, CJ Martins, Rowell digital agency and Macann	80	80
special housing fund	Care of housing loans to CHEC employees, according to procedures and conditions established in the current Collective Labor Convention - CCTV	64	59

Fund or agreement CHEC	Destination	June 2023	December 2022
Conservation	Created fund of specific destination for Corpocaldas and the Government of Caldas to enter the contributions of the SG 114.21 agreement	40	40
Special Fund Social Financing Plan - PFS	Attention to the micro-credits that are made to users of the company market, with charge through the energy bill.	11	11
MinScience Fund	Fund created for the management of the agreement between Minciencias and CHEC	-	17
Total restricted resources CHEC		1,983	1,490

- Amount stated in millions of Colombian pesos -

Fund or agreement HIDROE	Destinación	June 2023	December 2022
Etesa contract	Guarantee Deposit Unregulated Market Contract - MNR or Large Customers	1,378	-
Etesa contract	CDT for Energy Contract with Regulatory Entities (ETESA)	318	-
Administration (Employee Compensation) and Service Contracts	Service Guarantee Deposits and Cesarean Fund	72	1,080
Total restricted resources HIDROE		1,768	1,080

- Amount stated in millions of Colombian pesos -

Fund or agreement Aguas Regionales	Destination	June 2023	December 2022
POIR Provision	Provision of resources due to differences between planned and implemented investments in El POIR at tariff close in 6.	1,124	1,063
Carepa Agreement	Replacement of sewerage networks	250	-
Sintraemsdes Housing Fund Agreement	Housing loans to eligible officials.	65	57
Total restricted resources Aguas Regionales		1,439	1,120

- Amount stated in millions of Colombian pesos -

Fund or agreement ELEKTRA NORESTE S.A.	Destination	June 2023	December 2022
La Toscana	Civil Case Retention in Process.	1,225	1,406
Aguaseo	Columbus City Retention.	29	29
Total restricted resources ELEKTRA NORESTE S.A.		1,254	1,435
<i>- Amount stated in millions of Colombian pesos -</i>			
Total Grupo EPM Restricted Resources		344,934	299,174
<i>- Cifras en millones de pesos colombianos -</i>			

Note 13. Loans and borrowings

The carrying amounts of loans and borrowings measured at amortized cost are as follows:

Credits and loans	June 30, 2023	December 31, 2022
Non-current		
Commercial banking loans	6,353,244	6,889,641
Bonds and securities issued	14,829,053	16,233,690
Multilateral banking loans	704,821	761,044
Bank loans for development	1,683,154	2,011,816
Total other non-current loans and credits	23,570,272	25,896,191
Current		
Commercial banking loans	1,789,959	2,163,651
Multilateral banking loans	355,482	402,199
Bonds and securities issued	1,012,570	632,932
Bank loans for development	251,248	280,295
Other loans	-	115,001
Total other loans and current loans	3,409,259	3,594,078
Total other credits and loans	26,979,531	29,490,269

Amounts stated in millions of Colombian pesos -

The new credits and loans of the EPM Group disbursed in the second quarter of 2023 were acquired to finance investment plans and working capital and to manage operations.

In the first quarter of 2023, a loan agreement was signed with the French Development Agency (AFD, in the French original) for USD 189.81 million, equal to COP 839,960 for a 10-year term and intended to partially finance the investment plan.

The detail of loans and borrowings by entity is as follows:

Company	Entity or loan	Original currency	Start Date	Term	Nominal Interest Rate	June 30, 2023			
						IRR	Nominal value	Amortized Cost Value	Total value
AFINIA	POPULAR BANK	COP	29/09/2022	1.00	IBR + 5.3%	17.62%	80,000	3,584	83,584
AFINIA	Davivienda	COP	27/01/2023	1.00	IBR + 9.5%	21.89%	30,000	1,167	31,167
AFINIA	Davivienda	COP	26/01/2023	1.00	IBR + 9.5%	21.75%	45,000	1,768	46,768
AGUAS DE ANTOFAGASTA	State Bank	CLP	14/01/2015	10.00	UF + 2.9%	1.51%	72,623	926	73,549
AGUAS DE ANTOFAGASTA	Bonuses	CLP	18/12/2020	5.00	UF + 0.995%	0.20%	157,038	4,373	161,411
AGUAS DE ANTOFAGASTA	Bonuses	CLP	18/12/2020	13.00	UF + 1.4396%	2.01%	376,890	29,034	405,924
AGUAS DE ANTOFAGASTA	Bonuses	CLP	14/05/2021	4.50	UF + 0.995%	0.63%	157,038	3,683	160,721
AGUAS DE ANTOFAGASTA	Bonuses	CLP	14/05/2021	12.50	UF + 1.4396%	2.51%	565,335	23,331	588,667
AGUAS DE ANTOFAGASTA	Scotiabank	CLP	28/09/2022	5.00	UF + 1.55%	0.02%	530,964	4,632	535,597
AGUAS DE ANTOFAGASTA	State Bank	CLP	8/11/2022	6.00	UF + 0.7%	0.28%	358,046	(2,221)	355,824
AGUAS REGIONALES	POPULAR BANK	COP	1/06/2018	7.25	IBR 3M + 3%	15.10%	4,695	112	4,807
AGUAS REGIONALES	BANK OF BOGOTA	COP	30/09/2015	10.08	DTF + 2.6%	15.13%	212	7	219
AGUAS REGIONALES	HELM BANK S.A.	COP	16/03/2012	12.00	DTF + -1%	10.88%	618	5	623
AGUAS REGIONALES	BANK BILBAO VIZCAYA ARGENTARIA	COP	30/04/2014	10.06	DTF + -0.7%	11.45%	125	2	127
AGUAS REGIONALES	BANK BILBAO VIZCAYA ARGENTARIA	COP	19/12/2014	10.00	DTF + -0.7%	11.19%	258	3	261
AGUAS REGIONALES	BANK DAVIVIENDA SA	COP	19/02/2018	10.25	IPC + 4.8%	16.87%	12,500	435	12,935
AGUAS REGIONALES	POPULAR BANK	COP	21/01/2020	10.25	IBR 3M + 2.9%	15.38%	5,250	254	5,504
AGUAS REGIONALES	POPULAR BANK	COP	18/03/2020	10.25	IBR 3M + 2.9%	15.39%	2,188	56	2,243
AGUAS REGIONALES	POPULAR BANK	COP	22/04/2020	10.25	IBR 3M + 2.9%	15.33%	1,722	86	1,808
AGUAS REGIONALES	POPULAR BANK	COP	22/05/2020	10.00	IBR 3M + 2.9%	15.67%	1,006	30	1,036
AGUAS REGIONALES	POPULAR BANK	COP	19/06/2020	10.00	IBR 3M + 2.9%	15.71%	1,181	20	1,202
AGUAS REGIONALES	POPULAR BANK	COP	21/07/2020	10.00	IBR 3M + 2.9%	15.42%	1,903	80	1,984
AGUAS REGIONALES	POPULAR BANK	COP	19/08/2020	10.00	IBR 3M + 2.9%	15.65%	1,858	58	1,916

Company	Entity or loan	Original currency	Start Date	Term	Nominal Interest Rate	June 30, 2023			
						IRR	Nominal value	Amortized Cost Value	Total value
AGUAS REGIONALES	POPULAR BANK	COP	23/09/2020	10.00	IBR 3M + 2.9%	15.71%	2,538	40	2,577
AGUAS REGIONALES	POPULAR BANK	COP	26/10/2020	10.00	IBR 3M + 2.9%	15.64%	12,797	527	13,324
AGUAS REGIONALES	FINDETER	COP	21/12/2020	3.00	0%	0.00%	457	-	457
AGUAS REGIONALES	BANK DAVIVIENDA SA	COP	30/11/2021	10.00	IBR 3M + 2.869%	15.71%	9,500	256	9,756
AGUAS REGIONALES	BANK DE OCCIDENTE S.A.	COP	1/12/2022	10.00	IBR 3M + 4.75%	18.26%	22,000	350	22,350
AGUAS REGIONALES	BANK BILBAO VIZCAYA ARGENTARIA	COP	21/03/2023	1.00	18.84%	18.84%	5,000	267	5,267
CENS	BANK OF BOGOTA	COP	16/02/2018	10.00	IBR + 2.98%	14.78%	68,916	5,057	73,973
CENS	POPULAR BANK	COP	15/05/2017	10.00	IBR + 3.35%	14.92%	18,620	792	19,413
CENS	POPULAR BANK	COP	26/05/2017	10.00	IBR + 3.35%	14.89%	4,270	165	4,435
CENS	POPULAR BANK	COP	23/06/2017	10.00	IBR + 3.35%	14.83%	3,253	90	3,343
CENS	POPULAR BANK	COP	29/06/2017	10.00	IBR + 3.35%	14.88%	5,079	125	5,204
CENS	POPULAR BANK	COP	18/07/2017	10.00	IBR + 3.35%	15.02%	8,410	758	9,168
CENS	POPULAR BANK	COP	27/07/2017	10.00	IBR + 3.35%	15.02%	3,656	316	3,972
CENS	POPULAR BANK	COP	23/08/2017	10.00	IBR + 3.35%	15.34%	3,375	239	3,614
CENS	POPULAR BANK	COP	15/09/2017	12.00	IBR + 3.35%	15.47%	3,624	213	3,837
CENS	POPULAR BANK	COP	19/09/2017	10.00	IBR -1.8%	8.35%	3,850	358	4,208
CENS	POPULAR BANK	COP	19/09/2017	10.00	IBR + 3.075%	14.78%	6,663	419	7,083
CENS	POPULAR BANK	COP	17/11/2017	12.00	IBR + 3.35%	14.94%	5,433	236	5,669
CENS	POPULAR BANK	COP	17/11/2017	10.00	IBR -1.8%	8.35%	2,650	224	2,874
CENS	POPULAR BANK	COP	17/11/2017	10.00	IBR + 3.075%	14.41%	4,587	218	4,805
CENS	POPULAR BANK	COP	18/12/2017	10.00	IBR + 3.35%	14.88%	11,250	352	11,602
CENS	POPULAR BANK	COP	18/01/2018	9.00	IBR + 3.35%	15.07%	23,125	2,108	25,233
CENS	Davivienda	COP	14/06/2019	12.00	IBR + 1.15%	12.44%	16,000	959	16,959

Company	Entity or loan	Original currency	Start Date	Term	Nominal Interest Rate	June 30, 2023			
						IRR	Nominal value	Amortized Cost Value	Total value
CENS	Davivienda	COP	27/06/2019	12.00	IBR + 1.15%	12.46%	4,570	252	4,821
CENS	Occidente	COP	16/12/2019	7.00	IBR S.V. + 2.75%	13.67%	24,500	893	25,393
CENS	Occidente	COP	16/01/2020	7.00	IBR S.V. + 2.75%	13.80%	16,000	1,508	17,508
CENS	BBVA	COP	28/07/2020	7.00	IBR S.V. + 2.9%	14.57%	4,500	378	4,878
CENS	BBVA	COP	28/09/2020	7.00	IBR S.V. + 2.9%	14.87%	11,250	613	11,863
CENS	Davivienda	COP	30/11/2020	3.00	IBR + 2.55%	12.48%	3,750	78	3,828
CENS	FINDETER	COP	24/12/2020	3.00	0%	0.00%	2,854	(0)	2,854
CENS	BBVA	COP	21/01/2021	7.00	IBR S.V. + 2.9%	14.72%	17,500	1,513	19,013
CENS	BBVA	COP	30/04/2021	3.00	IBR + 0.15%	11.87%	4,132	22	4,153
CENS	BBVA	COP	22/02/2022	7.00	IBR S.V. + 2.9%	15.24%	19,000	1,302	20,302
CENS	Davivienda	COP	11/03/2022	10.00	IBR S.V. + 3.843%	16.48%	30,000	1,807	31,807
CENS	BBVA	COP	24/11/2022	10.00	IBR S.V. + 2.79%	15.69%	40,000	677	40,677
CENS	BBVA	COP	20/12/2022	10.00	IBR S.V. + 2.79%	15.68%	40,000	229	40,229
CENS	BBVA	COP	24/01/2023	10.00	IBR S.V. + 2.79%	15.74%	44,000	2,873	46,873
CHEC	BBVA	COP	22/08/2014	10.00	IPC E.A. + 3.5%	14.63%	10,469	275	10,744
CHEC	Corpbanca	COP	22/08/2014	10.00	IPC E.A. + 3.5%	14.61%	7,969	210	8,179
CHEC	BANKlombia	COP	9/02/2018	8.00	IBR + 2.29%	14.68%	22,344	1,020	23,364
CHEC	Davivienda	COP	27/12/2018	12.00	IBR 1M + 0.388%	12.95%	32,608	(19)	32,589
CHEC	Davivienda	COP	27/12/2018	12.00	IBR 1M + 0.388%	12.99%	3,468	27	3,494
CHEC	Davivienda	COP	20/11/2019	12.00	IBR + 0.388%	13.04%	1,527	17	1,544
CHEC	BBVA	COP	29/12/2020	10.00	IBR + 3.432%	16.41%	28,125	491	28,616
CHEC	FINDETER	COP	30/12/2020	3.00	0%	0.00%	663	(0)	663
CHEC	Bancolombia	COP	15/03/2021	10.00	IBR + 1.8%	14.50%	51,344	987	52,331

Company	Entity or loan	Original currency	Start Date	Term	Nominal Interest Rate	June 30, 2023			
						IRR	Nominal value	Amortized Cost Value	Total value
CHEC	Davivienda	COP	7/04/2021	3.00	IBR 1M + 0.5%	12.01%	553	7	560
CHEC	Davivienda	COP	20/04/2021	10.00	IBR 1M + 1.693%	14.51%	3,886	42	3,928
CHEC	Bancolombia	COP	12/05/2021	10.00	IBR + 1.8%	14.48%	87,000	2,844	89,844
CHEC	BBVA	COP	25/05/2022	10.00	IBR + 3.533%	16.89%	15,000	385	15,385
CHEC	BANK OF BOGOTA	COP	24/08/2022	10.00	IBR + 4.41%	17.80%	17,000	358	17,358
CHEC	BBVA	COP	14/04/2023	1.00	15.17%	15.17%	30,000	930	30,930
DEL SUR	Davivienda	USD	26/08/2013	10.00	TERM SOFR 3M + 3.7%	4.07%	23,576	213	23,789
DEL SUR	Davivienda	USD	7/10/2015	10.00	TERM SOFR 3M + 4.2%	4.59%	26,719	2,141	28,860
DEL SUR	Davivienda	USD	29/10/2021	9.00	TERM SOFR 3M + 4%	4.15%	125,738	1,904	127,642
EDEQ	AV VILLAS	COP	15/09/2017	7.00	IBR + 3.1%	14.97%	1,500	22	1,522
EDEQ	OCCIDENTE	COP	29/11/2019	7.00	IBR + 2.75%	15.14%	7,000	203	7,203
EDEQ	AV VILLAS	COP	5/11/2019	6.50	IBR + 2.3%	14.46%	5,500	190	5,690
EDEQ	BANK OF BOGOTA	COP	29/05/2020	7.00	IBR + 2.18%	14.44%	7,998	210	8,207
EDEQ	BANK OF BOGOTA	COP	19/08/2020	7.00	IBR + 2.18%	14.45%	8,500	267	8,767
EDEQ	FINDETER	COP	19/01/2021	3.00	0%	0.00%	332	(0)	332
EDEQ	BBVA	COP	10/05/2021	3.00	IBR 1M + 0.15%	11.52%	282	4	285
EDEQ	VILLAS	COP	23/07/2021	7.00	IBR + 2.25%	14.71%	21,454	887	22,341
EDEQ	BBVA	COP	27/05/2022	5.00	IBR + 2.91%	15.60%	10,000	229	10,229
EDEQ	BBVA	COP	24/06/2022	5.00	IBR + 2.91%	15.78%	15,000	137	15,137
EDEQ	POPULAR BANK	COP	10/11/2022	5.00	IBR + 3.9%	17.22%	11,297	272	11,569
EDEQ	VILLAS	COP	13/01/2023	5.00	IBR + 2.15%	15.34%	15,000	466	15,466
EDEQ	OCCIDENTE	COP	15/03/2023	10.00	IBR + 6.65%	20.44%	21,500	177	21,677
EMVARIAS	FINDETER	COP	27/01/2021	3.00	0%	0.00%	1,148	-	1,148

Company	Entity or loan	Original currency	Start Date	Term	Nominal Interest Rate	June 30, 2023			
						IRR	Nominal value	Amortized Cost Value	Total value
ENSA	Bonuses	USD	13/12/2012	15.00	4.73%	3.46%	335,302	(1,459)	333,843
ENSA	Scotiabank	USD	3/10/2018	5.00	4.25%	4.25%	419,128	1,211	420,339
ENSA	Bonuses	USD	1/07/2021	15.00	3.87%	4.05%	419,128	1,758	420,886
ENSA	SCOTIABANK	USD	9/03/2022	1.00	0%	6.15%	251,477	926	252,403
ENSA	SCOTIABANK	USD	1/11/2022	1.00	0%	6.00%	62,869	304	63,173
ENSA	BANESCO	USD	23/09/2022	1.00	0%	4.80%	62,869	100	62,969
ENSA	CITIBANK	USD	29/06/2023	1.00	0%	6.00%	16,765	3	16,768
EPM	BONUSES IPC III TRAMO	COP	21/04/2009	15.00	IPC + 6.24%	19.87%	198,400	6,017	204,417
EPM	BONUSES IPC IV TRAM 3	COP	14/12/2010	20.00	IPC + 4.94%	18.19%	267,400	(1,120)	266,280
EPM	BONUSES IPC V TRAMO II	COP	4/12/2013	10.00	IPC + 4.52%	18.21%	96,210	839	97,049
EPM	BONUSES IPC V TRAM III	COP	4/12/2013	20.00	IPC + 5.03%	18.39%	229,190	(1,202)	227,988
EPM	BONUSES IPC VI TRAMO II	COP	29/07/2014	12.00	IPC + 4.17%	17.56%	125,000	1,964	126,964
EPM	BONUSES IPC VI TRAM III	COP	29/07/2014	20.00	IPC + 4.5%	17.81%	250,000	2,296	252,296
EPM	BONUSES IPC V TRAM IV	COP	20/03/2015	8.71	IPC + 3.65%	18.03%	130,000	1,219	131,219
EPM	BONUSES IPC VII TRAMO II	COP	20/03/2015	12.00	IPC + 3.92%	17.09%	120,000	(471)	119,529
EPM	BONUSES IPC VII TRAM III	COP	20/03/2015	20.00	IPC + 4.43%	17.50%	260,000	(970)	259,030
EPM	BID-1664-1	COP	31/03/2016	9.69	7.8%	9.42%	118,654	(29)	118,625
EPM	BID 2120-1	COP	27/05/2014	9.33	6.272%	9.27%	190,295	2,718	193,013
EPM	BANK OF TOKYO-MITSUB	USD	29/09/2008	15.00	TERM SOFR 6M + 0.95%	6.55%	34,863	607	35,470
EPM	GLOBAL 2024 COP	COP	10/09/2014	10.00	7.625%	7.73%	965,745	57,539	1,023,284
EPM	AGRARIO	COP	24/06/2014	16.00	IBR + 2.4%	14.80%	78,873	1,212	80,085
EPM	AFD	USD	10/08/2012	14.98	4.311%	4.39%	531,551	9,336	540,887
EPM	BID 2120-2	COP	23/08/2016	17.59	7.5%	9.15%	275,423	(69)	275,354

Company	Entity or loan	Original currency	Start Date	Term	Nominal Interest Rate	June 30, 2023			
						IRR	Nominal value	Amortized Cost Value	Total value
EPM	BNDES	USD	26/04/2016	23.67	4.887%	4.78%	422,515	4,634	427,148
EPM	GLOBAL 2027 COP	COP	8/11/2017	10.00	8.375%	8.46%	4,165,519	222,876	4,388,395
EPM	BID 2120-3	COP	8/12/2017	16.30	6.265%	7.68%	137,121	380	137,501
EPM	CAF	USD	3/10/2016	18.00	TERM SOFR 6M + 3.1%	8.91%	741,534	18,394	759,929
EPM	1023 BONUS USD	USD	18/07/2019	10.00	4.25%	4.39%	4,191,280	59,484	4,250,764
EPM	BID 2120-4	COP	17/06/2020	13.77	5%	6.13%	297,654	2,688	300,342
EPM	BONUS USD 2030	USD	15/07/2020	10.58	4.375%	4.60%	2,409,986	13,077	2,423,063
EPM	FINDETER	COP	28/01/2021	3.00	0%	0.00%	12,871	-	12,871
EPM	BBVA	COP	18/05/2021	3.00	IBR 1M + 0.1%	12.53%	572	4	576
EPM	BBVA	COP	18/05/2021	3.00	IBR 1M + 0.1%	12.54%	7,453	52	7,506
EPM	JP MORGAN	COP	24/11/2021	4.98	IBR OIS + 2.477%	15.42%	979,250	11,679	990,929
EPM	UMB BANK	USD	19/12/2022	5.00	SOFR 3M + 2.2%	7.87%	1,257,384	(19,184)	1,238,200
EPM	POPULAR BANK	COP	2/12/2022	1.00	IBR 3M + 6.62%	18.93%	120,000	1,820	121,820
EPM	Comisiones	USD	15/09/2021	-	+ 0%	0.00%	-	(4,618)	(4,618)
ESSA	BANK OF BOGOTA	COP	14/04/2016	7.00	IBR + 1.88%	11.89%	425	13	438
ESSA	BANK OF BOGOTA	COP	1/07/2016	12.00	IBR + 3.15%	15.91%	11,000	538	11,538
ESSA	BANK OF BOGOTA	COP	19/08/2016	12.00	IBR + 3.15%	15.82%	4,400	135	4,535
ESSA	BANK OF BOGOTA	COP	13/10/2016	12.00	IBR + 3.15%	15.89%	5,175	231	5,406
ESSA	BANK OF BOGOTA	COP	11/11/2016	12.00	IBR + 3.15%	16.04%	20,125	607	20,732
ESSA	BANK OF BOGOTA	COP	5/12/2016	12.00	IBR + 3.15%	15.91%	4,600	104	4,704
ESSA	BANK OF BOGOTA	COP	14/12/2016	12.00	IBR + 3.15%	15.94%	8,625	134	8,759
ESSA	BANK OF BOGOTA	COP	11/01/2017	12.00	IBR + 3.15%	15.90%	8,994	412	9,406
ESSA	BANK OF BOGOTA	COP	16/01/2017	12.00	IBR + 3.15%	15.87%	5,994	266	6,260

Company	Entity or loan	Original currency	Start Date	Term	Nominal Interest Rate	June 30, 2023			
						IRR	Nominal value	Amortized Cost Value	Total value
ESSA	BANK OF BOGOTA	COP	15/05/2017	12.00	IBR + 3.15%	15.93%	6,250	197	6,447
ESSA	BBVA	COP	14/06/2017	12.00	IBR + 3.56%	16.68%	6,000	112	6,112
ESSA	BBVA	COP	29/06/2017	12.00	IBR + 3.56%	16.44%	4,800	83	4,883
ESSA	BBVA	COP	13/07/2017	12.00	IBR + 3.56%	16.55%	6,250	301	6,551
ESSA	BBVA	COP	28/09/2017	12.00	IBR + 3.56%	16.64%	9,375	129	9,504
ESSA	BBVA	COP	12/10/2017	12.00	IBR + 3.56%	16.57%	3,250	158	3,408
ESSA	BBVA	COP	30/10/2017	12.00	IBR + 3.56%	16.56%	3,250	134	3,384
ESSA	BBVA	COP	29/11/2017	12.00	IBR + 3.56%	16.64%	4,550	124	4,674
ESSA	BBVA	COP	11/12/2017	12.00	IBR + 3.56%	16.66%	2,600	55	2,655
ESSA	BBVA	COP	14/12/2017	12.00	IBR + 3.56%	16.67%	9,100	179	9,279
ESSA	BBVA	COP	26/12/2017	12.00	IBR + 3.56%	16.71%	58,500	792	59,292
ESSA	BANK OF BOGOTA	COP	26/12/2017	12.00	IBR + 3.15%	15.74%	6,750	130	6,880
ESSA	BBVA	COP	29/10/2018	12.00	IBR + 2.91%	15.18%	30,000	1,482	31,482
ESSA	BBVA	COP	28/11/2018	12.00	IBR + 2.91%	15.11%	4,500	179	4,679
ESSA	BBVA	COP	26/12/2018	12.00	IBR + 2.91%	15.08%	40,500	1,135	41,635
ESSA	POPULAR BANK	COP	28/12/2018	12.00	IBR + 2.91%	14.88%	79,500	2,075	81,575
ESSA	POPULAR BANK	COP	27/12/2019	12.00	IBR + 2.91%	14.92%	79,900	2,188	82,088
ESSA	Davivienda	COP	4/09/2020	3.00	IBR + 2.1%	12.60%	1,875	27	1,902
ESSA	POPULAR BANK	COP	5/01/2021	3.00	8.9%	0.00%	2,613	(0)	2,613
ESSA	Davivienda	COP	26/02/2021	12.00	IBR + 1.7%	14.43%	7,790	117	7,907
ESSA	Davivienda	COP	26/02/2021	12.00	IBR + 1.7%	14.45%	1,730	26	1,756
ESSA	BBVA	COP	12/03/2021	3.00	IBR + 0.1%	10.86%	2,412	36	2,448
ESSA	Davivienda	COP	23/04/2021	3.00	IBR + 2.55%	13.88%	14,998	520	15,518

Company	Entity or loan	Original currency	Start Date	Term	Nominal Interest Rate	June 30, 2023			
						IRR	Nominal value	Amortized Cost Value	Total value
ESSA	Davivienda	COP	15/06/2021	12.00	IPC E.A. + 3.7%	15.77%	50,000	1,430	51,430
ESSA	BBVA	COP	2/07/2021	3.00	IBR + 0.2%	11.11%	888	21	908
ESSA	BBVA	COP	2/07/2021	2.00	IBR + 0.2%	9.35%	724	7	731
ESSA	Davivienda	COP	14/09/2021	10.00	IBR + 3.8%	16.78%	14,947	329	15,276
ESSA	Sudameris	COP	17/12/2021	5.00	IBR + 3.4%	15.93%	26,250	459	26,709
ESSA	POPULAR BANK	COP	21/10/2022	10.00	IBR + 4.45%	17.91%	10,000	343	10,343
ESSA	Av Villas	COP	21/10/2022	10.00	IBR + 4.45%	17.87%	10,000	355	10,355
ESSA	POPULAR BANK	COP	23/11/2022	10.00	IBR + 4.45%	17.95%	20,000	666	20,666
ESSA	Av Villas	COP	23/11/2022	10.00	IBR + 4.45%	17.96%	10,000	329	10,329
ESSA	Av Villas	COP	5/12/2022	10.00	IBR + 4.45%	17.96%	20,000	659	20,659
ESSA	CAF	COP	7/12/2022	15.00	IBR + 4.99%	18.82%	162,967	435	163,402
ESSA	POPULAR BANK	COP	20/12/2022	10.00	IBR + 4.45%	17.96%	30,000	985	30,985
ESSA	BBVA	COP	20/06/2023	10.00	DTF + 3.55%	16.54%	50,000	210	50,210
GRUPO DECA	BANK Industrial	GTQ	20/12/2018	10.00	TAPP -6.8%	5.56%	109,551	(926)	108,625
GRUPO DECA	BANK América Central	GTQ	21/12/2018	10.00	TAPP -6.81%	5.55%	64,220	(570)	63,649
GRUPO DECA	BANK Agromercantil	GTQ	24/01/2019	10.00	TAPP -6.87%	5.50%	146,534	(40)	146,494
GRUPO DECA	BANK América Central	USD	21/12/2018	10.00	TERM SOFR 90 + 2.26387%	4.94%	107,667	6,627	114,295
GRUPO DECA	BANK Internacional	USD	19/12/2018	10.00	TAPP -1.25%	5.03%	16,449	100	16,549
GRUPO DECA	BANK Agromercantil	USD	24/01/2019	10.00	TERM SOFR 90 + 3.05%	5.80%	21,534	1,645	23,179
GRUPO DECA	BANK Industrial	GTQ	27/05/2020	1.00	TAPP -6.8%	5.50%	53,421	-	53,421
GRUPO DECA	BANK Industrial	GTQ	20/12/2018	10.00	TAPP -6.8%	5.88%	140,192	-	140,192
GRUPO DECA	BANK América Central	GTQ	26/12/2018	10.00	TAPP -6.81%	5.87%	64,639	-	64,639
GRUPO DECA	BANK Agromercantil	GTQ	25/01/2019	10.00	TAPP -6.87%	5.80%	146,534	1,237	147,770

Company	Entity or loan	Original currency	Start Date	Term	Nominal Interest Rate	June 30, 2023			
						IRR	Nominal value	Amortized Cost Value	Total value
GRUPO DECA	BANK América Central	USD	26/12/2018	10.00	TERM SOFR 90 + 2.26%	3.05%	35,889	208	36,097
GRUPO DECA	BANK Internacional	USD	19/12/2018	10.00	TAPP -1.25%	5.09%	16,449	-	16,449
GRUPO DECA	Mercom Bank LTD	USD	25/01/2019	10.00	TERM SOFR 90 + 3.05%	3.83%	21,534	293	21,827
GRUPO DECA	Bancolombia Panamá	USD	25/01/2019	10.00	TERM SOFR 90 + 3.05%	3.84%	86,253	701	86,954
GRUPO DECA	Industrial bank	GTQ	24/11/2021	7.00	TAPP + 5.57%	5.55%	484,986	(151)	484,835
HET	Banesco	USD	15/11/2021	10.00	3.9%	3.90%	179,309	422	179,731
TICSA	Santander	MXN	14/06/2016	10.00	TIIE + 2.4%	7.77%	39,101	882	39,982
TICSA	Santander	MXN	14/06/2016	14.00	TIIE + 2.4%	7.79%	20,624	476	21,100
TICSA	Interacciones	MXN	31/12/2020	15.33	TIIE + 3%	7.51%	15,361	(564)	14,798
TICSA	BANK del Bajío	MXN	31/07/2013	14.67	TIIE + 2.75%	8.48%	69,857	853	70,710
TICSA	Santander	MXN	22/03/2021	1.00	TIIE + 4%	7.55%	7,061	-	7,061
TICSA	Davivienda	COP	27/05/2022	1.00	14%	14.00%	23,833	-	23,832
Total							26,442,941	536,590	26,979,531

As of June 30, 2023, and 2022, the following movements are associated with loans and borrowings and for purposes of presentation in the statement of cash flows are disclosed in the following items: i) obtaining public borrowings and treasury \$1,011,085 and \$1,070,747 2022; ii) payments of public borrowings and treasury \$1,641,212 and \$807,088 for 2022; iii) transaction costs for issuance of debt instruments \$412,696 and \$3,508 for 2022.

Interest paid on loan transactions on June 30, 2023, was \$860,676 (2022: \$536,162).

The net foreign exchange difference on June 30, 2023, assumed associated with the debt was \$340,181 (2022: \$-127,977)

As of the cut-off date, the borrowings used as hedging instruments for net investments in foreign operations are CAF, JBIC and AFD and had designated for 2023 USD 312 million and an exchange difference of \$108,976 has been reclassified from profit or loss for the period to other comprehensive income.

The information of the bonds issued is as follows:

The detail of international bonds issued by subsidiaries of the EPM Group is as follows:

Subseries	Original currency	Start Date	Term	Nominal interest rate	June 30, 2023				Amount awarded						
					IRR	Nominal value	Amortized Cost Value	Total value	Amount awarded to 2020	Amount awarded to 2019	Amount awarded to 2018	Amount awarded to 2017	Amount awarded to 2016	Amount awarded to 2015	Amount awarded to 2014
A10a	COP	4/12/2013	10	IPC + 4.52%	18.21%	96,210	839	97,049	96,210	96,210	96,210	96,210	96,210	96,210	96,210
A10a	COP	20/03/2015	9	IPC + 3.65%	18.03%	130,000	1,219	131,219	130,000	130,000	130,000	130,000	130,000	130,000	-
A12a	COP	14/12/2010	12	IPC + 4.2%	0.00%	-	-	-	119,900	119,900	119,900	119,900	119,900	119,900	119,900
A12a	COP	29/07/2014	12	IPC + 4.17%	17.56%	125,000	1,964	126,964	125,000	125,000	125,000	125,000	125,000	125,000	125,000
A12a	COP	20/03/2015	12	IPC + 3.92%	17.09%	120,000	(471)	119,529	120,000	120,000	120,000	120,000	120,000	120,000	-
A15a	COP	21/04/2009	15	IPC + 6.24%	19.87%	198,400	6,017	204,417	198,400	198,400	198,400	198,400	198,400	198,400	198,400
A20a	COP	14/12/2010	20	IPC + 4.94%	18.19%	267,400	(1,120)	266,280	267,400	267,400	267,400	267,400	267,400	267,400	267,400
A20a	COP	4/12/2013	20	IPC + 5.03%	18.39%	229,190	(1,202)	227,988	229,190	229,190	229,190	229,190	229,190	229,190	229,190
A20a	COP	29/07/2014	20	IPC + 4.5%	17.81%	250,000	2,296	252,296	250,000	250,000	250,000	250,000	250,000	250,000	250,000
A20a	COP	20/03/2015	20	IPC + 4.43%	17.50%	260,000	(970)	259,030	260,000	260,000	260,000	260,000	260,000	260,000	-
A5a	COP	20/03/2015	5	IPC + 2.72%	0.00%	-	-	-	-	120,000	120,000	120,000	120,000	120,000	-
A6a	COP	29/07/2014	6	IPC + 3.57%	0.00%	-	-	-	-	125,000	125,000	125,000	125,000	125,000	125,000
International bond	COP	31/01/2011	10	8.375%	0.00%	-	-	-	130,822	130,822	1,250,000	1,250,000	1,250,000	1,250,000	1,250,000
International bond	COP	10/09/2014	10	7.625%	7.73%	965,745	57,539	1,023,284	965,745	965,745	965,745	965,745	965,745	965,745	965,745
International bond	COP	8/11/2017	10	8.375%	8.46%	4,165,519	222,876	4,388,395	4,165,519	3,530,000	2,300,000	2,300,000	-	-	-
International bond	USD	18/07/2019	10	4.25%	4.39%	4,191,280	59,484	4,250,764	3,432,500	3,277,140	-	-	-	-	-
International bond	USD	15/07/2020	11	4.375%	4.60%	2,409,985	13,079	2,423,064	1,973,688	-	-	-	-	-	-
TOTAL						13,408,729	361,549	13,770,278	12,464,373	9,944,807	6,556,845	6,556,845	4,256,845	4,256,845	3,626,845

Amount stated in millions of Colombian pesos, the exchange rate used was the TRM at the end of each period.

ENSA:

Type of bond	Original Currency	Starting date	Deadline	Nominal interest rate	June 30, 2023				Amount awarded						
					IRR	Nominal value	Amortized cost	Total Value	to 2020	to 2019	to 2018	to 2017	to 2016	to 2015	to 2014
BONUSES	USD	13/12/2012	15	4.73%	3.46%	335,302	(1,459)	333,843	-	-	-	-	-	-	-
BONUSES	USD	1/07/2021	15	3.87%	4.05%	419,128	1,758	420,886	-	-	-	-	-	-	-
TOTAL						754,430	298	754,729	-	-	-	-	-	-	-

Amount stated in millions of Colombian pesos, the exchange rate used was the TRM at the end of each period.

AGUAS DE ANTOFAGASTA:

Type of bond	Original Currency	Starting date	Deadline	Nominal interest rate	June 30, 2023				Amount awarded						
					IRR	Nominal value	Amortized cost	Total Value	to 2020	to 2019	to 2018	to 2017	to 2016	to 2015	to 2014
BONUSES	CLP	18/12/2020	5.00	UF + 0.995%	0.20%	157,038	4,373	161,411	-	-	-	-	-	-	-
BONUSES	CLP	18/12/2020	13.00	UF + 1.4396%	2.01%	376,890	29,034	405,924	-	-	-	-	-	-	-
BONUSES	CLP	14/05/2021	4.50	UF + 0.995%	0.63%	157,038	3,683	160,721	-	-	-	-	-	-	-
BONUSES	CLP	14/05/2021	12.50	UF + 1.4396%	2.51%	565,335	23,331	588,667	-	-	-	-	-	-	-
TOTAL						1,256,301	60,421	1,316,722	-	-	-	-	-	-	-

Amount stated in millions of Colombian pesos, the exchange rate used was the TRM at the end of each period.

In 2023 in the EPM Group, the following updates were presented:

Disbursements

April

- TICSА: Davivienda Bank for \$7,122.
- Central Hidroeléctrica de Caldas (CHEC): BBVA for \$30,000.

May

- Empresa de distribución de energía del noreste de Panamá S.A. (ENSA): Scotiabank amounting to USD 73 million, equal to COP 331,426.
- TICSА: Santander Bank MXN31 equivalent to \$7,841.
-

June

- Electrificadora de Santander (ESSA): BBVA Bank for \$50,000.
- Empresa de distribución de energía del noreste de Panamá S.A. (ENSA): CitiBank amounting to USD 25 million, equal to COP 105,232.
- TICSА: Bank Davivienda for \$3,828.

Debt / EBITDA

The EPM Group has different financial commitments (COVENANT), established in the loan contracts signed with the French Development Agency - AFD, Inter-American Development Bank, CAF- Development Bank of Latin America, National Bank for Economic and Social Development - BNDES, JPMorgan and Bank of Tokyo -MUFG-, Japan Bank for International Cooperation guarantee - JBIC and Club Deal (BNP Pariba, BBVA, Scotiabank and Sumitomo). These contracts include some of the following covenants:

Covenants	Entity	Limit	Outcome June 2023
		Indicator	
EBITDA/Financial Expenses	BNDES - AFD	>3	4.01
EBITDA/Net Financial Expenses	CAF - JPMorgan - UMB Bank - AFD	>3	4.45
Long Term Debt/EBITDA LTM	JBIC	<3.5	2.53
Long-term net debt/EBITDA LTM	AFD - CAF - JPMorgan - BID - UMB Bank	<4	2.27
Long Term Debt/Equity	JBIC - BNDES - BID - AFD	<1.5	0.81

At the end of June 2023, Grupo EPM is in compliance with the agreed financial covenants.

Compliance

During the accounting period, the Group's has compliance to pay principal and interest on its loans.

Note 14. Provisions, contingent assets, and liabilities

14.1. Provisions

The reconciliation of provisions is as follows:

Concept	Desmantling or environmental restoration ⁽¹⁾	Litigation ⁽²⁾	Contingent - business combinations	Guarantees ⁽³⁾	Other provisions	Total
Initial balance	259,373	653,831	164,112	106,053	640,030	1,823,399
Additions	68	13,518	-	-	73,350	86,936
Uses (-)	(14,405)	(74,035)	-	(58,751)	(64,608)	(211,799)
Reversals, Unused amounts (-)	(2,641)	(28,953)	3,525	-	(6,943)	(35,012)
Reversals, Unused amounts (-) Capitalizable	2	-	-	-	-	2
Adjustment for changes in estimates	6,849	21,465	-	5,091	(7,147)	26,258
Capitalizable dismantling	(553)	-	-	-	-	(553)
Exchange rate difference	-	(1,020)	(12,361)	-	-	(13,381)
Financial update	15,252	30,543	3,186	4,644	2,841	56,466
Foreign currency conversion effect	(648)	(1,904)	-	-	(67,523)	(70,075)
Final Drive Account Balance	263,297	613,445	158,462	57,037	570,000	1,662,241
Non-current	200,318	611,932	158,462	-	477,706	1,448,418
Current	62,979	1,513	-	57,037	92,294	213,823
Total	263,297	613,445	158,462	57,037	570,000	1,662,241

Amounts stated in millions of Colombian pesos-

As of June 30, 2023, the significant behavior of the Group's provisions is as follows:

- (1) Decrease in the provision for dismantling or restoration, it was presented due to use in the environmental contingency of the Hidroituango power plant (paragraph 14.1.1).
- (2) The decrease in the provision for litigation and claims was due to the payments made between March and June 2023 to former EADE employees, due to class action suits filed for reinstatement and compensation. (Clause 14.1.2).
- (3) Decrease in the provision is a result of payments made to the operator XM, for delay in the start-up of the Ituango Hydroelectric Power Plant (paragraph 14.1.5).

14.1.1 Dismantling or restoration

The Group is required to incur costs for dismantling or restoring its facilities and assets in the following events:

Removal of transformers containing PCBs (polychlorinated biphenyls). The Group has committed to the dismantling of these assets from 2008 to 2026, under Resolution 222 of December 15, 2011, of the Ministry of Environment and Sustainable Development and the Stockholm Convention of May 22, 2008. Applies in Colombia, Panama and El Salvador. The provision is recognized at the present value of the expected costs to settle the obligation using estimated cash flows. The main assumptions considered in the calculation of the provision are estimated costs, CPI and TES fixed rate. As of June 30, 2023, the domestic subsidiaries that contribute to this item are ESSA with \$394, CENS with \$416, EDEQ with \$142, EPM with \$113, CHEC with \$81 and Afinia with \$70 and the international ones that contribute are: DELSUR with \$2,540 and ENSA with \$818.

- In the sanitation service in Colombia, for the disposal of solid waste in the subsidiary EMVARIAS and it is a land on which cells or vessels are built for the deposit of garbage, it is necessary to restore it

through a series of activities aimed at the closure, closure and post-closure of this. The obligation starts from the moment in which the landfill is in optimal conditions to carry out the final disposal activity and continues until the regulating environmental entity, by means of a resolution, decrees the termination of the closure, decommissioning and post-closure stage. This obligation is defined in the RAS 2000 (Drinking Water and Basic Sanitation Technical Regulations), which establishes the basic criteria and minimum environmental requirements that must be met by wastewater systems in order to mitigate and minimize the impacts of design, construction, start-up, operation, maintenance, dismantling, termination, and closure activities. As of June 30, 2023, payments of \$522 have been generated and the balance of the provision ended at \$21,926.

- Dismantling of the Jepirachi Wind Farm located in the department of La Guajira, in the towns of Cabo de la Vela and Puerto Bolívar in Colombia, which through CREG resolution 136 of 2020, published in the Official Gazette of July 15, 2020, allows the restart of operations until 2023, which originated the activation of the provision in the amount of \$9,640 million, for a final balance as of June 30, 2023, of \$45,292.

- Dismantling of Ituango hydroelectric power plant camp

With the entry into operation of the two power generating units of the Ituango Hydroelectric Power Plant, the Tacuí - Cuní camp, which was initially designed and dimensioned for the construction of the Ituango Hydroelectric Project, is expected to be dismantled. Once the construction stage is completed, the operation stage of the project begins and the dimensioning for the construction stage is much larger than that required for the operation stage. For this reason, it is estimated that dismantling will begin in 2027, which is the probable date of completion of construction and delivery to operation of the 8 generation units. The estimated cost for the dismantling of the camps was valued according to the areas that are not required for the operation of the plant and according to the plan and dimensioning of the facilities. The balance of the provision as of June 30, 2023 amounted to \$13,619.

- In EPM, provision for environmental impact in the construction of infrastructure projects: it arises as a legal obligation derived from the granting of the environmental license to compensate for the loss of biodiversity during the construction phase, as well as compensation for the subtraction of reserve areas, impact of banned species and forest use; obligations that are formalized through resolutions of the ANLA (National Environmental Licensing Authority), CAR - Regional Autonomous Corporation and/or MADS - Ministry of Environment and Sustainable Development. The execution of the project's biotic environmental compensations extends beyond the time in which the asset begins to operate technically, being necessary to implement the figure of the provision with the intention that such disbursements remain as a greater value of the construction in progress. The Group has committed to compensate the loss of biodiversity, subtraction, and closures from 2016 to 2019 according to Res: Res. 1313/2013 ANLA, Res. 519/2014 ANLA, Res LA. 0882/04/08/2014 ANLA, Res. 1166/2013 MADS, Res. 1852/2013 CAR, Res. 2135/2014 CAR, Resolution 1189/22/07/2104 MADS, Res. 1120907/17-03-2015 CORNARE, Res. 141011201207/17-03-2015 CORNARE, Res. LA. 0882/04/08/2014 ANLA, Res LA. EIA1-9872 21/04/2014 CVS, among others. The provision is recognized at the present value of the expected costs to settle the obligation using estimated cash flows. The main assumptions considered in the calculation of the provision are estimated costs, CPI and TES fixed rate. As of June 30, 2023, the main subsidiaries that contribute to this concept are: EPM with \$4,701 ESSA with \$2,998 and CENS with \$2,903.

- Environmental impacts Ituango Hydroelectric Power Plant: With the entry into operation of the two power generating units of the Ituango Hydroelectric Power Plant, obligations arise from the use of natural vegetation cover found in the areas where different infrastructures were implemented for the project (reservoir, camps, roads, workshops, storage areas, among others), in this sense, according to its environmental license, the project must make forest compensations in a ratio of 1 to 1 in the

intervened areas of tropical rainforest and 1 to 5 in the areas of tropical dry forest. In general, these compensation obligations are associated with the biotic environment PMA programs related to the management and conservation of vegetation cover, the subprogram for reestablishing forest cover, the subprogram for the management and protection of fish and fishery resources in the lower and middle Cauca river basins, and the execution of these activities also addresses the obligations associated with requests from the competent authorities (Coranquia and Corpourabá) for the use of species with regional restrictions. The balance of the provision as of June 30, 2023, amounted to \$10,527.

- Environmental compensation and 1% mandatory investment: Law 99 of 1993, established the mandatory nature of environmental licensing for the development of any activity that may produce serious deterioration to renewable natural resources or the environment, or introduce considerable or notorious modifications to the landscape and depending on the type of activity, the size and location of the project, and assigned the competencies in relation to environmental licensing to the National Authority of Environmental Licenses, the Regional Autonomous Corporations, or the metropolitan areas.

Article 321 of Law 1955 of 2019, indicates that all holders of an environmental license who have pending investments as of May 25, 2019 may avail themselves of the percentage increase in the value of the forced investment liquidation base of not less than 1%, according to the year of commencement of activities authorized in the environmental license and defined the requirements and procedures to update pending investments and avail themselves of new terms of execution subject to the approval of the ANLA.

As of June 30, 2023, for the EPM Group, obligations of this type are contemplated in the amount of \$50,377 related to the use of water taken directly from natural sources, in the projects carried out in: Ituango Hydroelectric Power Plant, Porce III, Porce II and La Sierra. In accordance with the law, the executed values of 1% are: Ituango Hydroelectric Power Plant for \$43,279, Porce III for \$6,950 which includes payments for \$59, Porce II for \$132 which includes payments for \$1,973 and La Sierra for \$16.

Additionally, as of June 30, 2023 EPM includes a provision for \$54,682 for environmental contingency, established by the specific action plan for the recovery of the parts affected by the events of the Cauca River detour tunnel blockage that the Ituango Hydroelectric Power Plant had on April 28, 2018; by the closing of gates in 2019 that decreased the flow of the river downstream of the project; and by the events that may arise from the technical milestones, pending to be reached due to the contingency, as well as from the execution of the project itself. During the second quarter of 2023 the provision was adjusted by \$3,236 as financial expense and payments have been made in the amount of \$11,268. The balance of the provision as of June 30, 2023, amounted to \$54,682.

The specific action plan for recovery should consider three framework programs:

- a. Recovery of affected bogs.
- b. Recovery of affected fish fauna
- c. Restoration of aquatic habitats located in the affected area.

These three programs correspond to the environmental component as a response to the identification of the damages caused, as well as discretionary actions. Also included are social programs, economic activities, infrastructure, risk management, among others.

The different actions are planned to be developed between the municipalities of Valdivia and Nechí; however, if impacts are identified in the municipalities that are part of La Mojana, they will also be the object of the intervention.

In the EPM Group, with the entry into operation of the two power generating units of the Ituango Hydroelectric Power Plant, the following provisions were recognized:

Monitoring: obligation originated by the monitoring and follow-up plan that is part of the activities contemplated in the environmental license of the project, in general these monitors correspond to the

follow-up to be performed by the project to the different physical, biotic, and socioeconomic variables that are addressed with the environmental management measures contemplated in the project's Environmental Management Plan (EMP), and their basic purpose is to evaluate over time the evolution of these variables in order to identify their behavior and response to the occurrence of the impacts caused by the development of the project and the application of the management measures contemplated in the EMP. The balance of the provision as of June 30, 2023, amounted to \$15,567.

Mandatory social commitments: obligations related to the execution of activities related to the agreements with the Nutabe de Orobajo indigenous community, improvement of living conditions, restitution of social or community infrastructure and compensation for loss of housing or economic activities of the families and communities that were impacted by the construction and/or operation of the Ituango project. These obligations are contemplated in programs and projects of the EMP (social component), which include, among others, the program of integral restitution of living conditions, the project of restitution of community infrastructure, the attention to commitments associated to the agreements with the Nutabe indigenous community and the other programs of management of the socioeconomic environment contemplated in the environmental license of the project. The balance of the provision as of June 30, 2023, amounted to \$36,455.

14.1.2 Litigation

This provision covers estimated probable losses related to labor, administrative, civil and tax (administrative and governmental) litigation arising from the operation of the Group's companies. The main assumptions considered in the calculation of the provision are: Average CPI to actual data in previous years and projected data in future years, discount rate calculated with reference to market yields of bonds issued by the National Government, estimated value to be paid, start date and estimated date of payment, for those lawsuits classified as probable. To date, there is no evidence of future events that could affect the calculation of the provision.

In the Group companies operating in Colombia, in order to reduce the uncertainty conditions that may arise with respect to the estimated date of payment and the estimated value payable of a lawsuit classified as probable, there are business rules based on statistical studies with which the average duration of the processes per action was obtained and also the application of the jurisprudence to the maximum ceilings that it defines for the value of non-pecuniary or immaterial claims when these exceed their amount, as described below:

Average duration of proceedings per action

Administrative and tax

Type of legal action or procedure	Average length (in years)
Abbreviated	4
petition for compliance	4
Group Action	6
Representative actions	4
conciliation (pre-trial)	2
Partie civile proceedings	4
Contractual (Breach of contract)	13
Survey and demarcation	5
Executive	5
Singular executive	3
Expropriation	4
Comprehensive reparation incident (criminal)	2
Imposition of easement	4
Nullification of administrative acts	5
Nullification and reestablishment of rights	10
Nullification and reestablishment of labor rights	11

Type of legal action or procedure	Average length (in years)
Ordinary	7
Ordinary of Membership	5
Accusatorial Criminal (Law 906 of 2004)	4
Division's lawsuits	4
Protection of consumer rights	6
Police Grievances	3
Right to Reclaim	7
Direct compensation	12
Oral	5

Labor proceedings

Type of legal action or procedure	Average length (in years)
Labor solidarity	3.5
Pension	3.5
Extra Hours	3.5
Job Reinstatement	4
Salary Scale Equalization	3.5
Unfair Dismissal Compensation	3.5
Reassessment of Social Benefits	3.5
Compensation work accident	4
Refund of Health-Pension Contributions	4

Application of jurisprudence

Typology: The amounts of the claims for compensation for non-pecuniary damages shall be recorded according to the following typology:

- Moral prejudice.
- Damage to health (physiological or biological damage), resulting from bodily or psychophysical injury.
- Damage to relationship life.
- Damage to constitutional and conventional assets.

The amounts of other non-pecuniary claims not recognized by jurisprudence will not be recorded, unless it can be inferred from the claim that, in spite of being denominated otherwise, they correspond to one of the admitted typologies. Claims for non-pecuniary compensation for damage to property shall not be recorded either.

Quantification: The amount of non-pecuniary claims shall be recorded uniformly as follows, regardless of their typology:

Direct victim Compensation	100 Monthly Minimum Legal Wage Enforced (SMMLV)
Indirect victim compensation	50 Monthly Minimum Legal Wage Enforced (SMMLV)

- **For subsidiaries in Chile:** with respect to the probable date of payment of the lawsuits, the type of process, previous cases, and the progress of the procedural stages of each case are taken into consideration, which can be very specific and varied depending on the subject matter. In this regard, labor proceedings, being oral and having only two hearings, have a maximum duration of six months, except in specific cases where there are problems in the notification of the claim, or the hearings are suspended. In civil lawsuits, given that they are long processes of long knowledge and written processing,

they can last at least two years, so the estimated time in the lawsuits currently being processed by the subsidiary Aguas de Antofagasta S.A., considering its state of progress, should be until 2023.

Quantification: to determine the amount of the judgments, in principle, the amount of the plaintiff's claim is considered, since jurisprudence cannot be applied in this sense, and the amount will vary depending on the Court and the cause of action. Additionally, in civil lawsuits, the amount of the compensation will depend on the court that dictates it, since in Chile there is no precedent system. What a civil judge cannot do, and even less the appellate and supreme court, is to award higher amounts to the claims.

- **For subsidiaries in Panama:** regarding the estimated payment date, each case is evaluated individually with external legal counsel, taking into consideration the average duration of similar processes.

Quantification: The estimated amount to be paid in a lawsuit is determined based on the amount of the plaintiff's claim and an analysis of the specific condition that motivates the lawsuit in order to determine the recognition of a possible damage. For this purpose, we rely on the assessment of external legal advisors of each company and in certain cases with the support of insurance advisors in case an actuarial valuation is required.

- **For subsidiaries in El Salvador:** the estimated date of payment for administrative or judicial processes is estimated based on the average duration of the processing of similar processes, obtained from statistical data over the 20 years of operation of the subsidiaries.

Quantification: El The estimated amount payable in litigation is determined based on the amount of the initial claim filed against the company.

The following are the recognized litigations:

Company	Third party	Pretension	Value
EPM	Maikol Arenales Chaves	To declare the defendants administratively responsible, as the perpetrators of the antilegal damage having destroyed the fishing resource of the Montecristo Cienagas Complex, which is due to the construction of the IHP.	306,155
	Oscar Elías Arboleda Lopera	It includes 173 claimants who worked for EADE; and, they say that in the dissolution and liquidation of this company there was an employer replacement with EPM, which obliges it to all the work credits.	85,895
	Luis Fernando Anchico Indaburo	To declare EPM administratively responsible, as the cause of the antilegal damage due to the destruction of the fishing resource of the Montecristo cienagas complex, which is due to the construction of the IHP (Ituango Hydroelectric Project) and it requests recognition and payment of a minimum wage for each household from february 2019 until the sentence is handed down, this is called by the defendants as consolidated loss of profits.	20,697
	Roger Alberto Gil Barragán	To recognize as compensation for each of the members of the group "ASOBAPEBEL", which are one hundred and ninety-three (193) for the anti-legal damage caused, the moral, material injury and the violation of fundamental rights such as decent living, vital minimum, decent housing, work, Food security and the destruction of its source of subsistence, the displacement of its territory and the antilegal psychic and physical transformation of its lives, bearing as a title of imputation the exceptional risk due to the emergency that caused the damage to the Cauca river.	20,408

Company	Third party	Pretension	Value
EPM	Other Labors	processes with average of 153 and less than.	16,346
	Santiago Andrés Ortiz Mora	To declare EPM responsible for the damage caused, the moral, material and the violation of fundamental rights, caused to the members of the "SAN ROQUE" group, for the destruction of its source of subsistence, The displacement of their territory and the psychic and physical transformation of their lives due to the affectation originating in the "Hidroituango" plant in April 2018. The amount for each of the 161 members of the group is SMMLV 100, for a total of 14,132,628,300. It is claimed for loss of profits for the 18,146,431,34.	16,249
	Rodrigo Antonio Muñoz Arenas	To declare the responsibility of the State for the deficiencies or omissions in which the defendants incurred, by not measuring the danger, threat and damage that would be caused by the indiscriminate felling of trees in the area of influence of the dam, to which, communities attribute changes in river behavior and landslides in the area. To condemn the payment of the plaintiffs and members of the affected group to the vital minimum lost for the time that the emergency lasted, \$4,307.103.200.00.	13,189
	Javier Maure Rojas	To declare EPM administratively responsible, as the cause of the antilegal damage when it destroyed the fishing resource of the Montecristo cienagas complex, which is due to the construction of the IHP (Ituango Hydroelectric Project); that a minimum wage be recognized and paid for each household from february 2019 until the sentence is passed and the recognition of a future loss of profits from the time of the sentence to the probable life of each of the claimants.	13,006
	Other Administrative	litigation with an average of 21 and less than \$1,445	10,152
	Gustavo Jiménez Pérez	To declare EPM E.S.P. responsible for the unlegal damage caused, moral, material and fundamental rights violations caused to the 75 members of the "ASOMIBA" group; for the destruction of their source of subsistence, the displacement of their territory and the repair of the damage; The members of the group "ASOPEISLA" are requested to pay the intangible and material damages due to the start of the emergency arising from the project "Hidroituango", of compensation for each of the members of the group "ASOMIBA", is set at one hundred (100 SMLV).	8,210
	Esilda Rosa Romero Aguas	They request that EPM be declared administratively responsible as a result of the damages caused to the claimants and that the amount of SMLMV 80 be recognized in the form of moral injury for each of the claimants: 39 in total.	7,583
	John Walter Jaramillo	That the invalidity of the dismissal, with their respective salaries and increases, be declared the social benefits for as long as they remain unlinked; likewise, it will be on the account of the demanding social security contributions until it is effectively reintegrated.	5,230
	Unión Temporal Energía Solar S.A. y Estructuras Arbi Ltda.	That it be stated that the tender submitted by the complainants to tender No. ES-2043-GI, convened by EPM, was legally eligible to take it into account at the time of awarding the respective contract of tender No. ES-2043-GI.	3,365
	Copacabana Municipality	That it be declared that EPM has partially breached contract 8405949 and that it is responsible for the economic damages suffered by the municipality of Copacabana, as the public lighting tax of the industrial and commercial sectors is not collected, during the periods of 2007, 2008, 2009, 2010 and part of 2011. These have been settled in the sum of the 385.066-113-1034 and that must be paid upon execution of the providence that resolves the present claim.	2,991

Company	Third party	Pretension	Value
	Humberto Hernando Gómez Franco	Declare EPM administratively and patrimonially responsible for the injuries suffered by Mr. HUMBERTO HENANDO GÓMEZ FRANCO, when he was electrocuted by high voltage cables owned by the defendant entity, on 10/23/2013, on the La Playa farm owned by of Mr. Antonio Lopera, located in the La Virgen sector, of the Vereda Hoyorrico jurisdiction of the Municipality of Santa Rosa de Osos.	2,142
	Francisco Javier Muñoz Usman	That the nullity of the conciliation act signed by vice in the consent is decreed and consequently the reinstatement of the contract of employment, the reinstatement, the payment of all the salaries and benefits left to receive, in the same way that social security contributions are canceled from the moment of dismissal and even when the actor is reintegrated.	2,099
	Moraine Olave De Larios	Relatives of the former Integral worker who died in Ituango, claim for full compensation of damages, for moral damages caused. Solidarity.	1,874
	Consultel Ltda.	Declare EPM responsible for the breach of Contract No: 299901-26731, whose purpose is "CONSTRUCTION OF INTERNAL AND EXTERNAL GAS NETWORKS AND CONNECTION OF CUSTOMERS TO EPM'S NATURAL GAS DISTRIBUTION SYSTEM, IN THE ABURRÁ VALLEY AND ITS WORKS AND RELATED ACTIVITIES".	1,445
	Omar Augusto Lugo Hoyos	That the nullity of the conciliation act signed by vice in the consent is decreed and consequently the reinstatement of the contract of employment, the reinstatement, the payment of all the salaries and benefits left to receive, in the same way that social security contributions are canceled from the moment of dismissal and even when the actor is reintegrated.	1,325
	CORANTIOQUIA - Regional Autonomous Corporation of the Center of Antioquia	That because of the declaration of nullity of Resolution No. 130 TH1106 - 8318, of June 7, 2011, CORANTIOQUIA again liquidate the fee for the use of water collected from the Riogrande and that it was charged with invoice No. TH1195 of April 11, 2011, For the period 2010, as provided for in Decree 155 of 2004, and return to EPM what it overpaid.	1,077
	Luis Bernardo Mora Meneses	EAS readmission	1,052
	Municipality of Nechi	That in what is unfavorable to EPM ESP, declare the nullity of Resolution 1455 of 2014-08-29, issued by the Municipality of Nechí, through which the appeal for Reconsideration, filed by EPM against the company, is resolved. Resolution No. 1262 AP of 2014-05-19, which contains the liquidation of capacity. - That by way of reestablishment, the Municipality of Nechí reimburses EPM for any sum that, for the concept of Public Lighting tax, it has paid to it, by virtue of what is stated in this lawsuit, and that said sum be returned with interest commercial.	254
	Various Prosecutors	7 processes with an average of \$74 and amount less than \$993.	230
Total EPM	Total EPM		540,974
Aguas de Antofagasta (ADASA)	Superintendence Sanitary Services of	SISS sanctioning file - 2022	7,439
	Superintendence Sanitary Services of	SISS sanctioning file - 2023	3,099

Company	Third party	Pretension	Value
Aguas de Antofagasta (ADASA)	Galarce and others/ Aguas de Antofagasta	Compensation for damages caused to real estate	2,260
	Superintendence of Sanitary Services	SISS sanctioning file - 2021	2,147
	LASERMED Professional Society	C-3934-2020 Lawsuit for compensation for damages, due to waterlogging in dermatological clinics.	1,667
	Municipality of Sierra Gorda	C-2883-2020 Lawsuit for compensation for damages, for settlement in the mayor's building.	778
	Contreras and other	609/ C3016-2022 Contreras and others/ Aguas de Antofagasta	523
	Arzobispado de Antofagasta and other	Awaiting final judgment	355
	Rojas and other	O-7555/ O-5996- 2022 Rojas and others/ Aguas de Antofagasta S.A.	185
	Acuña/ Aguas de Antofagasta	J-11-2022 Collection of post-mortem compensation	69
	Rojas/ Reborn Bau	T-105-2023 Protection of fundamental rights due to discrimination	65
	Maritime Governorate	12,050/31 Summary investigation for sewage spill at PEAS University	56
	General Directorate of Water	FO-0203-299 Inspection for unauthorized work in riverbed	33
	Chacon/ K&F Security	Indirect dismissal and nullity of dismissal	31
	State Defense Council / ADASA	C-3796-2017 Application of a fine for extracting water over the authorized flow of the Toconce catchment	3
Total Aguas de Antofagasta S.A.			18,710
CENS	Elsa Reyes De Buitrago and others	Indexation of the first pension allowance, in their condition of pensioners and/or pension substitute to all the claimants and cancellation of interest to the legal maximum contemplated in Law 100 of 1993 in its article 141.	4,470
	Sara Franco Guerrero and others	Material damages/moral damages/damage to life in relation	3,071

Company	Third party	Pretension	Value
CENS	Other labor processes with an amount less than \$150 million	Other labor processes (53) with an amount less than \$150 million.	2,594
	Jesus Efrain Ibarra Ochoa and others	That pension compatibility be declared between the retirement pension recognized by CENS and the old-age pension recognized by the ISS pensions today Colpensiones.	1,565
	Carlos Omar Rincon Carrillo and others	Recognition and payment of transportation assistance discounted by the contractor, expenses assumed for maintenance of work tools, social benefits, vacations and moratorium compensation for the payment of the liquidation at the end of the employment contract, in addition to the costs of the process.	1,466
	Ermelina Pérez de Rivera and others	That it is declared that CENS has the obligation to continue paying all the contributions to health and to continue paying 12% on the pension allowance; Likewise, reintegrate the contributions not paid from the date of compatibility of the pension, indexing them, plus default interest.	1,466
	William Alexis Ramírez	Stop charging for public lighting to the municipality of Cúcuta, reimbursement of balances for public lighting to the municipality, payment of contractual and non-contractual damages. Claim: \$928,023,004.78 Incentive: 15% of the value recovered by the Municipality.	1,438
	Luis Alberto Peña Villamizar	Complaint for compliance with the judgment issued within the ordinary labor process 200-097.	747
	José Herlin Velandia Rojas and others	Recognize the conventional benefits of articles 20, 21, 26, 36 in the same way as the workers who entered the company as workers before February 1, 2004, the moratorium compensation of article 99 of Law 50 of 1990, costs , indexing and extra and ultra petita.	456

Company	Third party	Pretension	Value
	Richard Arcenio Rodríguez Camargo and others	That it be declared that the time of service as a SENA apprentice in CENS of the plaintiffs will be taken into account for all purposes with the date on which they began as contract workers for an indefinite term in accordance with the provisions of the collective labor agreement, in addition to declare that the company has failed to fully comply with the postulates provided for in said convention and recognize and pay the plaintiffs all the corresponding labor credits.	450
	José Javier Velandia	That CENS and Acomyconta be declared administratively and extra-contractually responsible for the damages caused by disqualifying Mr. José Velandia, for loss of earnings, moral damages, for a value of 1,500,000 from the date of presentation of the claim.	210
	Distrito Especial de Ciencia, Tecnología e Innovación de Medellín	Declare the nullity of resolutions No. 37797, 37798, 37799, 37807, 37800 and 37801 of August 29, 2019, by means of which the Subsecretariat of Revenue of the Municipality of Medellín carried out review liquidations to the withholding agent CENS S.A. E.S.P., on the works contracts entered into with third parties for the months of February, May, June, August, September and October 2017.	104
Total CENS			18,037
CHEC	Cartones y Papeles del Risaralda S.A. and others	Repair and payment of moral and material damages.	5,266
	Leidy Marcela Jiménez Jaramillo	Loss of earnings/material-moral damage.	2,368
	Jose Aníbal Acevedo, Julián Andrés Galvez Henao, Germán Alberto Morales Flórez, Juan Pablo Orozco and others	Reimbursement to the position, reliquidation of social benefits and moratorium sanctions.	1,969

Company	Third party	Pretension	Value
CHEC	Jose Hernando Anturi Noriega and others	Permanent travel expenses - social security contributions.	1,524
	Carlos Yamid Moreno and other	Employer's fault work accident	2,332
	Salomón Galvis Giraldo and others	conventional retirement	1,252
	Hernando de Jesus Ocampo Jimenez and others	Reality contract / Pension part fee.	686
	Nestor Hernandez Morales and others	Pension substitution.	550
	Luis Alberto Merchan Gomez and others	Compensation for consequential damage	423
	Jairo Antonio Amariles Marulanda	Public excuses and compensation payment.	151
	Frank Estivar Escudero Aristizábal and others	Settlement payment and social benefits	133
	Germán Neira Marín	Settlement - Readjustment of wages and social benefits	91
	Raúl Pérez Gómez and others	Pension settlement	225
	Jorge Uriel Sánchez Marín and others	Recognition 100% allowance 14.	44
	Colpensiones	Nullity administrative act	27
	Pedro Nel Verano Sierra and others	Partial energy exemption	28
reconciliation balance			(52)
Total CHEC			17,017
ESSA	Alba Liliana Ochoa Hernandez	To declare ESSA administratively responsible for the death of individuals and to condemn the payment of moral and material damages.	2,468

Company	Third party	Pretension	Value
ESSA	Johana Andrea Granados Olarte and others	Request for payment for moral and material damages, injuries, loss of profits/consequential damages.	2,561
	Laura Constanza Acevedo Pérez and others	Declare termination of the work contract in violation of due process	939
	Gabriel Antonio Villegas Murcia and other	To condemn Electrificadora de Santander S.A. E.S.P. to the payment of compensation for the accident at work of the claimant.	721
	María Eugenia Cobos Ramírez	Work accident claim. ESSA SA is jointly and severally sentenced to pay the full and ordinary compensation for damages referred to in article 216 of the CST.	287
	Alicia Roa de Parra and others	Recognition of pension substitution/disability pension	213
	Ana Mercedes Leal	Condemn Electrificadora de Santander S.A. E.S.P. to respond patrimonially for the payment of patrimonial and extra patrimonial damages owed due to the death of a worker(s) who loses his life in an accident at work.	188
Total ESSA			7,377
AFINIA	SINTRAELECOL Bolívar and others	Nullity of agreements	1,181
	Sabel Humberto Puerta Padilla and others	disability payment.	969
	Oscar Puello Andraus and others	Reliquidation of benefits	877
	Dario Tordecilla Burgos and others	Compensation for death / personal injury	545
	Berenice Castillo Meza and others	Indemnity easement / restitution of property	537
	Martha Pareja Medina	Salary leveling.	343
	Carmen Inés Yanes Ortiz	Annulment of affiliation and pension fund transfer.	161
	Francisco José Ayola Méndez	Easement indemnity	45

Company	Third party	Pretension	Value
	Ana María de Jesús Sofan Sánchez and others	Compensation for ATEP.	35
	Luis Ramón Delgado González	refund action.	21
Total AFINIA			4,714
ELEKTRA NORESTE S.A.	Alex Montenegro and others (Urbanización La Toscana)	Civil process - residents La Toscana	1,236
	ASEP	Civil proceedings for lawsuit against ENSA Res.12581	629
	Aristides Contreras and others	Lawsuit against ENSA for solidarity for the payment of acquired rights.	629
Total ELEKTRA NORESTE S.A.			2,494
EMVARIAS	Pedro Nel Rendon Morales and others	Readjustment of conventional pension/ reliquidation of pension/ readjustment of substitute pension.	681
	Arley Alonso Vélez Toro and others	Labor liability / nullity and restoration of labor law.	503
	Verónica Milena Cardona Acosta and others	reality contract.	344
	Alexis De Jesús Botero Jiménez	Labor solidarity with JAC Pradera	98
Total EMVARIAS			1,626
Aguas Nacionales	Alberto Guerrero Castro and others	Relicidation of wages, benefits and social security and compensation Moratorium.	988
	Fray Noe Betancert Tarkta and others	Reinstatement and Workers' Compensation	291
	Natalia Lopez Montoya	Declare the existence of the labor relationship, payment of wages, social benefits, compensation, sanction Moratorium of Article 65 CST.	174
Total Aguas Nacionales			1,453
DELSUR	Miscellaneous Customers	Complaint due to error in Presentation and Disclosure the fare basis	344
	SIGET	Claim for compensation reimbursements from technical indicators	380
	Municipal Mayor of San Salvador and others	Municipal tax claims for installation of poles	61
	Plásticos Diversos S.A. de C.V. y otros	Claim for damaged appliances	18

Company	Third party	Pretension	Value
Total DELSUR			803
Aguas de Malambo	Nelson Luna Market	Payment of invoice No.0095, pursuant to alleged works for emergency care in the race 22 with street 22 of the municipality of Malambo.	240
Total Aguas de Malambo			240
Total litigios reconocidos			613,445

- Cifras en millones de pesos colombianos -

14.1.3 Contingent consideration - Business combinations

Corresponds to the contingent consideration related to the acquisition of the subsidiaries Espíritu Santo Energy S. de R.L. and Empresas Varias de Medellín S.A. E.S.P. - EMVARIAS. The balance as of June 30, 2023, amounted to \$143,677 and \$14,785, respectively, for a total provision in the Group of \$158,462.

The main assumptions considered in the calculation of the contingent consideration related to the acquisition of Espiritu Santo are estimated date of occurrence of the milestones associated with the contingent payment, the associated probability of occurrence and additionally, the discount of the payment flows was considered by applying a discount rate (SOFR rate) according to the risk of the liability. To date, there is no evidence of future events that could affect the calculation of the provision.

The main assumptions used on the future events of the contingent consideration related to the EMVARIAS acquisition are: litigation in progress against EMVARIAS at the date of the transaction, definition of the year of materialization of each of the litigations, definition of the value linked to each of the litigations, estimate of the future contingent disbursements linked to the litigations estimated for each year and discount rate (TES fixed rate) to discount the flows of future contingent disbursements. To date, there is no evidence of future events that could affect the calculation of the provision.

14.1.4 Guarantees

Provision balance of \$57,037 for the non-compliance from November 2021 to October 2023, to the transporter Intercolombia for the months following the entry into operation of the Ituango Hydroelectric Power Plant connection infrastructure. During the second quarter of 2023 the provision was adjusted by \$4,644 between provision expense and financial expense and payments have been made in the amount of \$58,751. The balance of the provision as of June 30, 2023, amounted to \$57,037.

14.1.5 Other provisions

Las The subsidiaries that, in the Group, contribute to the item of other provisions are:

EPM in Colombia includes the detail of the following provisions: a) for events focused on the quality of life of employees and their family group, such as: employer's policy, multiplier points, Somos program, technical reserve and provision for high cost and catastrophic diseases; b) provisions related to environmental sanctioning procedures and sanctions imposed by the competent authorities; c) provisions related to the Ituango Hydroelectric Power Plant; d) union contribution.

The main assumptions considered in the calculation for each type of provision are as follows:

Employer's policy: granted to EPM employees as an extra-legal benefit. An aggregate deductible was contracted from July 1, 2022, to June 30, 2023, for \$4,750. The main assumptions considered in the calculation for each type of provision are discount rate TES fixed rate, estimated value to be paid and estimated payment date. To date, there is no evidence of future events that could affect the calculation of the provision.

Technical reserve: associated to the Medical and Dental Service Unit of EPM and which is stipulated in Article 7 of Decree 2702 of 2014, which has the purpose of maintaining an adequate reserve to guarantee the payment of the provision of health services of the Social Security Health System. This reserve includes both the health services already known by the entity, as well as those occurred, but not yet known, which are part of the mandatory health plan and complementary plans, as well as disabilities due to general illness. The basis for calculating the reserve is that corresponding to all service authorizations issued and which at the cut-off date on which the reserve is to be calculated have not been collected, except those corresponding to authorizations issued more than twelve months ago or those that at least four months after having been issued, there is evidence that they have not been used. The balance of the provision as of June 30, 2023, amounted to \$18,790.

High cost and catastrophic diseases: the basis for calculating this provision is that corresponding to the analysis of the entire population attended by members and beneficiaries of the Adapted Health Entity (EAS) of EPM, who suffer from any of the authorized pathologies. The balance of the provision as of June 30, 2023, amounted to the amount of \$16,237, which includes payments in the amount of \$2,130.

For the other provisions described, the main assumptions considered in the measurement are estimated life expectancy, estimated payment date, estimated payment value, discount rate calculated with reference to market yields of bonds issued by the National Government.

Environmental sanction procedures:

As of June 30, 2023, the Group has a balance of \$1,408 for environmental sanctions imposed by the ANLA to Sociedad Hidroeléctrica Ituango S.A. E.S.P. resolution No. 00826 of April 26, 2022, for the affectation to the protection assets of soil, flora and water resource, in the affected areas around the Ituango Hydroelectric Power Plant.

Other penalties:

- As of June 30, 2023, the Group has a balance of \$82 for penalties imposed by the Superintendence of Industry and Commerce to EPM for: a) the profit or loss from technical audits to the Natural Gas Vehicle service stations, for nonconformities found for supply in the chips, according to resolution 40278 issued by the Ministry of Mines and Energy.
- As of June 30, 2023, the Group has a balance of \$58 in EPM, for the easement imposition process for the San Lorenzo-Calizas energy project.

Ituango Hydroelectric Power Plant Contingency:

- In EPM, provision for the contingency of the Ituango Hydroelectric Power Plant that caused the rising waters of the Cauca River as a profit or loss of the project on April 28, 2018. This provision covers the attention of those affected in Puerto Valdivia for compensation for consequential damages, loss of profits, moral damages and repair to community infrastructure. During the second quarter of 2023 the provision was adjusted by \$1,912 between provision expense and financial expense and payments have been made in the amount of \$1,430. As of June 30, 2023, the balance of the provision amounted to \$35,338.

AGUAS REGIONALES - Urabá - Colombia includes provision for environmental sanction issued by Corpourabá for non-compliance with the Sanitation and Dumping Management Plan (PSMV) approved by the municipality of Apartadó. The balance of the provision as of June 30, 2023, amounted to \$6,036.

EDEQ - Armenia, Quindío - Colombia includes provision corresponding to payment for connection service to CHEC associated to the Armenia 230 KV Substation for remuneration of assets and AOM. The balance of the provision as of June 30, 2023, amounted to \$741.

CENS - Norte de Santander - Colombia includes provision corresponding to expected losses from construction contracts. The balance of the provision as of June 30, 2023, amounted to \$23.

ADASA in Chile includes the provision related to the return of the working capital existing at the end of the concession term of the Sanitary Concession Transfer Agreement signed between the Company and Econssa Chile S.A. The balance of the provision as of June 30, 2023, amounted to \$52,243.

ENSA in Panama includes the provision related to compensation to customers for non-compliance with service quality standards, which are regulated by the National Authority of Public Services of Panama (ASEP). The balance of the provision as of June 30, 2023, amounted to \$55,573.

TICSA in Mexico includes provisions related to contractual obligations, electric energy expenses and other expenses related to plant construction projects. The balance of the provision as of June 30, 2023, amounted to \$4,359.

DELSUR in El Salvador includes provision related to customer claims for undue charges, voltage variations, damage to electrical appliances, among others. The balance of the provision as of June 30, 2023, amounted to \$3,228.

14.1.6 Estimated payments

The estimate of the dates on which the Group considers that it will have to make payments related to the provisions included in the consolidated statement of financial position as of the cut-off date is as follows:

Estimated payments	Decommissioning or environmental restoration	Litigation	Business combination	Warranties	Other provisions	Total
To One year	72,911	50,888	-	57,037	21,341	202,177
To Two-year	117,002	207,949	143	-	26,366	351,460
To Three years	23,901	444,398	-	-	16,835	485,134
To four or more years	40,971	134,685	158,319	-	-	333,975
Total	254,785	837,920	158,462	57,037	64,542	1,372,746

Amounts stated in millions of Colombian pesos

14.2. Insurance technical reserves

The technical reserves associated with insurance contract obligations for property damage, tort liability, infidelity and financial risks, directors and officers, errors and omissions, and cyber risk programs are detailed below:

Insurance technical reserves	June 30, 2023	December 31, 2022
Loss reserves payable	118,937	136,500
Reserve for unreported incurred losses	175,930	201,910
Unearned premium reserve	64,397	84,381
Total	359,264	422,791

Amounts stated in millions of Colombian pesos

The movement in insurance technical reserves is as follows:

June 30, 2023	Initial balance	Adjustments in technical reserves	Final balance
Loss reserves payable	136,500	(17,563)	118,937
Reserve for unreported incurred losses	201,910	(25,980)	175,930
Unearned premium reserve	84,381	(19,984)	64,397
Total	422,791	(63,527)	359,264

Amounts stated in millions of Colombian pesos

December 31, 2022	Initial balance	Adjustments in technical reserves	Final balance
Loss reserves payable	116,235	20,265	136,500
Reserve for unreported incurred losses	149,384	52,526	201,910
Unearned premium reserve	60,917	23,464	84,381
Total	326,536	96,255	422,791

Amounts stated in millions of Colombian pesos

14.3 Liabilities, contingent assets

The composition of contingent liabilities and assets that are not recognized in the financial statements are as follows:

Type of contingency	Contingent liabilities	Contingent assets
Litigation	3,379,474	63,322
Guarantees	264,652	-
Total	3,644,126	63,322

Amounts stated in millions of Colombian pesos

The Group has litigation or proceedings that are currently pending before jurisdictional, administrative and arbitration.

The main litigations pending resolution and judicial and extrajudicial disputes to which the Group is a party as of the cut-off date, as well as disputes, are indicated below:

14.3.1 Contingent liabilities

Company	Third	Pretension	Value
EPM	Hydroelectric Ituango S.A.	To declare that the BOUNWTO Contract, signed on 2011/03/30, between HIDROITUANGO and EPM ITUANGO, of the Pescadero Ituango Hydroelectric Project, and the latter's contractual position was ceded by the latter to EPM, who acquired all Rights and Obligations its operations under the agreed terms and conditions; and, who is obliged to comply fully and promptly. To declare that EPM has failed to comply with the Contract for not implementing, within the agreed time limit: Milestones 8 and 9, the construction for the entry into Commercial Operation of Group 1 of Units; and, at the payment of all costs, "overruns", including financial costs, incurred. To declare that EPM has the obligation to pay the monthly remuneration to which HIDROITUANGO is entitled, whose date of enforceability of the first payment is the Business Operation Entry Date of Group I of Units. Likewise, to plead guilty for material damages in the loss of profits made in the sum of the 621,221,00,000, plus the monthly value that is caused during the process.	712,214
	Miscellaneous Administrative	651 processes below the \$2,454 with an average of \$706.	459,857
	ISAGEN S.A. E.S.P.	Grant EPM to compensate ISAGEN for the damages it suffered because of the fire and the consequent unavailability of the Guatapé Central.	340,878
	Hydroelectric Ituango S.A.	To declare that, between ITUANGO HYDROELECTRIC plant and EPM, there is a Contract for the financing, construction, assembly, development, start-up and operation of the Pescadero Ituango Hydroelectric Project, known as BOUNWTO, held on 2011/03/30, where EPM ITUANGO relinquished its contractual position in favor of EPM. EPM was forced to meet MILESTONE 7 "The closure of the bypass gates and the commencement of filling the reservoir (...)" by 2018/07/01; which it failed to comply with. In addition, it has partially failed and/or has late or failed to perform MILESTONE 9 "The Entry into Commercial Operation of Unit 1" by 2019/08/27. EPM is therefore obliged to pay the "penal clauses of constraint for failure to comply with Milestones," which is why THE ITUANGO HYDROELECTRIC plant has the right to demand the payment of penal clauses of constraint up to the value of the "maximum financial liability" corresponding to US\$450m.	323,828

Company	Third	Pretension	Value
	ELECTRICARIBE - Electricadora del Caribe S.A. E.S.P.	To declare that EPM failed to comply with the Acquisition Contract, by abstaining from making the adjustment of the compensatory payment for the anticipated award, in favor of ELECTRICIFICADORA DEL CARIBE S.A. IN LIQUIDATION. Therefore, the CARIBBEAN ELECTRIER - IN LIQUIDATION - has the right to receive the difference between the compensatory payment for an award at the closing date and the compensatory payment for a final award, which amounts to (COP7 43,548,032,051). To declare that EPM, for its non-compliance, is obligated to pay the delinquent interest, between 2020/11/09 or the date determined by the Court and the date of effective payment of capital sentences.	154,838
	Neighborhood Villa Esperanza	Immaterial injury in proportion to SMLMV 100 for each of the members of the group, that is, for one hundred and ninety-six (1296) persons, which in total is equivalent to one hundred and thirteen thousand seven hundred and sixty-three million and thirty-nine thousand two hundred pesos (6,113,763,139,200). Material injury resulting from the destruction of each of the houses, calculated at an individual value per house of five million pesos (the 5,000,000), which in total indicates are 377, for a total of one thousand eight hundred and eighty-five million pesos (1,885 million pesos).	123,890
	CCC Ituango consortium	To declare that the Claimants built the GAD in accordance with the detailed drawings and designs; the Technical Specifications of Construction; and the instructions and requirements of EPM and INTERVENTORIA; That the contingency that occurred in the project since 2018/04/28 is not attributable to a contractual breach of compliance with the Claimants; and, neither is due to the operation of the works delivered. It requests that EPM be sentenced to pay the Consortium of the Expedited Works Program 70.000,000,000 for an incentive for the execution of the Accelerated Works Program; and, to reimburse the Claimants for any amounts that they are obliged to pay for decisions taken in the indemnification actions promoted by third parties allegedly affected by the Contingency... In total 22 pretensions.	84,800

Company	Third	Pretension	Value
	Aura de Jesus Salazar Mazo	Collective law Approximately 113 people each claim 133,400 for consolidated loss of profits and 78,753,854 for future loss of profits, for destroying, interrupting, and cutting the ancestral paths of the horseshoe leading from the Alto Chiri Vereda of the municipality of Briceno to the Toledo Valley corregiment.	39,540
	Guzman Bayona E Sons S IN C	To declare the Mining-Energy Planning Unit (UPME) and Empresas Pública de Medellin E.S.P. responsible for extra-contractual, patrimonial and solidarily responsible for the de facto way in which they incurred in awarding and installing electric wiring towers over a mining concession area without previously coordinating and without meditating administrative act or judicial resolution for the affectation of the acquired rights.	26,967
	Civil and Real Estate Works S.A - Oceisa	That it be stated that EPM's failure to comply with the primary obligation to deliver studies and designs prevented OCEISA from executing the contract and that it is not contractually responsible for those portions of work that could not be executed by third parties for acts other than the parties that prevented the normal execution of the contract.	18,169
	Various workers	224 processes less than \$616 with average of \$77.	17,184
	Dayron Alberto Mejia Zapata	Material damages: Loss of profits: Calculated in \$569'000.923, sum to be updated according to the proven; Moral damage: Estimated at 100 s.m.; Damage to health: Estimated at s.m.; And, Damage to Constitutional Goods: they estimate in an amount of 100 s.m., all of the above for each of the shareholders, or in its absence, the maximum granted by the case law for similar cases, for a total as of the date of 4.500 s.m.m.l.v.	13,574
	Temporary Union New Hope	To declare that EPM violated and unbalanced the contract CT-2013-000641 whose object was the execution of the construction and electromechanical assembly works of the transmission lines to 230KV Guavio - New Hope and associated reconfigurations PARADISE - New Hope - Circus and Paradise - New Hope - San Mateo.	12,221

Company	Third	Pretension	Value
	Ivan de Jesus Zapata Zapata	To declare administratively responsible the entities sued for all material, moral and damage to the life of relationship caused because of the execution of an administrative operation that ended with the eviction of the claimants and their family groups from the Finca La Inmaculada, carried out on 2019/10/18. To condemn the defendants to pay the value of the land, buildings, and fixtures, as well as the agroforestry valuation of the property; the damages and affliction arising from the suffering caused by the eviction, the violation of human dignity, and to see how their homes and crops were destroyed. It claims SML 100 for each of the plaintiffs.	9,635
	Abraham de Jesus Barrientos	To declare hydroelectric ITUANGO and EPM responsible for the damages and damages caused; and, in solidarity with THE IDEA, the ALCALDIA OF MEDELLIN and THE DEPARTMENT OF ANTIOQUIA. Loss of profits: From the loss of perception in the displacement due to the emergency caused, damage due to the impossibility of exercising the ancestral economic activity of the barequeo, of which the claimants are supported, calculated at SML 2, for 27 months equivalent to 5,50,920,072 per person; For emotional affectations, for each, 100 SMLV, with an estimate of the 787,780,300 for a total of 10,094,734,500.	9,370
	Martha Cecilia Arango Usme	That it be declared that EPM occupied the land area or lot located in the urban area of Medellin called ASOMADERA owned by the plaintiff without having exhausted in front of my mandate process or legal mechanism; this is, by means of a way of fact, to install in this abusive way electric power towers and electric lines, leading to irreversible damage and damage that must be repaired.	9,110
	Dario de Jesus Perez Piedrahita	To declare the defendant responsible for the violation of the fundamental and collective rights to life, health, family privacy, the enjoyment of a healthy environment, the existence of ecological balance and the rational management and use of natural resources, they led to the causation of the antilegal damage caused to the claimants/by the imposition of easements in compliance with an energy generation plan that has produced significant damage to the actors, both material and moral.	8,593

Company	Third	Pretension	Value
	INMEL Engineering S.A.S.	To condemn EPM to repair to the Consortium Linea BGA for the damages suffered, in proportion to its participation in the contracting consortium (80%), after Presentation the time of the tender, conclusion, execution and improvement of the contract CT 2016 001695, where unforeseen situations were presented that were not attributable to the contractor, which changed the conditions of execution and made its compliance more onerous for the contractor; and, that the contractor failed while refusing to restore the financial or economic balance of the contract.	8,150
	Radian Colombia S.A.S.	To declare that between EPM and Radian Colombia SAS there was the working record CT-2015-002500-A1, which was aimed at: "Construction, replacement and maintenance of networks, operations and ancillary works of the infrastructure of EPM aqueduct networks". That EPM failed to comply with clause 1.4 Scope and location of the works, and its obligation to pay the additional administrative and location resources required for the care of the northern zone that was assigned to it after the said statement of work.	7,841
	VELPA Soluciones Integrales S.A.	EPM is condemned to pay the amount of damages suffered by VELPA Soluciones because its proposal has been rejected within the hiring process No. 2009-0927 and have been awarded to the firms ELECTROLUMEN Ltda. And MELEC S.A.; as well as the amount of the sums that will no longer receive VELPA SOLUCIONES INTEGRALES S.A., given the impossibility of contracting with the State for a period of 5 years, as a result of the decision taken by EPM.	7,618
	VELPA Soluciones Integrales S.A.	That EPM's decision to reject the proposal submitted by VELPA SOLCIONES INTEGRALES S.A., in the framework of the PC-2009-0974 contracting process opened by EPM, be declared null and void, For being allegedly disabled to contract with EPM and to condemn it to pay the amount of damages suffered when the claim was rejected in the hiring process No. 2009 - 0974 and of the sums that it will cease to receive as a result of the impossibility of contracting with the State for a period of 5 years, as a result of the decision taken by EPM.	7,473

Company	Third	Pretension	Value
	Diógenes De Jesús Cossio	For environmental damage, the sum of 50 SMLMV for each of the 41 plaintiffs. It is classified as damage to constitutional and conventional assets, in the absence of a category such as the one indicated by the plaintiff. For damage to the family or damage to the life of the relationship 50 SLMV for each of the plaintiffs. For moral damages, the sum of 50 SMLMV for each of the plaintiffs. For consolidated and future loss of earnings, the sum of \$289,767,141,000, for Mr. FABIO ENRIQUE GOMEZ ATEHORTUA.	6,348
	VELPA Soluciones Integrales S.A.	That EPM be condemned for the amount of damages suffered from loss of profits and emerging damage, as the contract CT 2009 0220 has been declared suspended, And the eventual decision to have terminated the contract based on foundations as a non-existent causal and for the sums that will cease to receive VELPA SOLUCIONES INTEGRALES S.A., in the face of the impossibility of contracting with the State for a period of 5 years, and this, On the basis of contracts concluded exclusively with the State during the year 2009 and their projection for the next period of 5 years.	5,965
	AXEDE S.A.	Loss of profits for having affected their right to free concurrency, given the actions and omissions advanced by PUBLIC COMPANIES OF MEDELLIN EPM and the company MVM SOFTWARE ENGINEERING.	5,485
	International Bussines Group S.A.S.	THE COMPLAINANT requests the declaration of responsibility of the convoked for the damages suffered by the facts described and the conviction of the payment of the material damages, as follows: Emerging damage, consolidated loss of profits and future loss of profits.	5,346
	Zandor Capital S.A. Colombia	Requests the nullity of administrative acts No. 0156SE-20170130033319 of March 14, 2017, 015ER-20170130045192 of April 8, 2017 and SSPD-20178300036125 of June 20, 2017 and as reinstatement of duty an initial claim of five thousand (5.000) million pesos.	4,458

Company	Third	Pretension	Value
	Investments Gallego Tobon SAS	Material damages arising from: Construction of two synthetic courts, dismantling of the courts, assembly of the gym; canon of lease for 48 months; labor expenses, advertising and marketing expenses; payment of utilities, stationery, supplies, toiletry supplies; purchase of equipment for the gym; loss of future profit: 1,416,371,947; Moral damages, for the 5 natural conveners: 500 SMLMV/Physiological damage, for 5 natural persons: 500 SMLMV/Loss of opportunity, for the 5 natural persons: 500 SMLMV.	4,441
	Yovan Antonio Quintero Gómez	It declares EPM administratively and civilly responsible. and/or THE COMPANIES; directly from the material and moral damages in its different manifestations and indemnify my principals as MINERS DRAGUEROS in their main activity in which they performed from 1995 to date, totaling 27 consecutive years. indemnify everything that by their own right belongs to them and is covered by law, and what is stipulated in the Manuals of Unit Values for the Payment of Compensations for Economic and Productive Activities; You must deliver and transfer to my principals the compensation for housing, according to the MVU in the place where they decide.	4,264
	Meteo Aristides Tuberquia	That EPM is administratively responsible for the material and intangible damages in its integrity caused to the claimants OSCAR AUGUSTO ARISTIZABAL VILLEGAS, ILDA MARIA TUBERQUIA SEPULVEDA, MATEO ARISTIZABAL TUBERQUIA, MARISOL ARISTIZABAL, For the damage that occurred during the months of November and December of the year 2009 and that results from the operation of the hydroelectric plant Guatape, which in turn uses the reservoir Penol-Guatape.	4,180
	Humberto de Jesus Jiménez Zapata	That the process be pursued as a group action in accordance with Law 472 of 2008, against Hidroeléctrica Ituango S.A. ESP and EPM ITUANGO S.A. ESP, so that the living conditions of the shareholders that were stable are respected, And the values that are relative to each of the censured families and persons are given, stating that EPM Proyecto Hidroituango did not pay in due form the values and compensation to each of the families and persons who were censured, in accordance with the manual of unit values.	4,101

Company	Third	Pretension	Value
	Albeiro de Jesus Valencia Perez	The complainant applies for the payment of social benefits and the moratorium penalty, from 09 July 2010, until the total value of all claimants' arrears is canceled, In order to obtain the payment of the judgment issued by the Eighth (08) Labor Decongestion Court of the Circuit of Medellin in the labor lawsuit filed with 05001-31-05-005-2011-0135-00, in which EPM was not party to the proceeding.	4,075
	Buses Coonatra SAS Cup Deposit	PROFIT CESANTE. Estimated from the entry into operation of the logistics center (1 January 2019), until 30 September 2019, at an estimated monthly level of 280.740.048. CONSEQUENTIAL DAMAGE, by payment of salaries and social benefits of personnel who have provided permanent custody services of the property and its maintenance, from December 2018, until September 30, 2020, at any time, that, as holder of the real right of domain, in any case, he is responsible for the conservation and preservation of the good.	4,072
	OPTIMA S.A.	That CORANTIOQUIA And EPM, are jointly and administratively responsible for the totality of the damages, patrimonial and extra-statimonia, caused to OPTIMA S.A. CONSTRUCTION And HOUSING And PROMOTROA ESCODIA S.A., for the failure to fulfill the duty of care, prevention, protection, maintenance, recovery and other actions, They ensured the balance and sustainable development of the environment in the Bruges basin, Loma de las Bruges and Ayura Basin in the municipality of Envigado, as well as the lack of care, protection and surveillance of the assets under their control.	4,061
	SMARTGROWTH S.A.S	To declare that EPM is responsible for the antilegal damage and material damages caused to the plaintiffs by actions and omissions in the constitution of the unformalized electric servitude on the rural property "La Casajera", located in Madrid, Cundinamarca; and, for the damages caused to the mining activity developed. To condemn EPM to the removal of electrical power wiring through the premises; and, to repair for the damage by the school 1,477,586,746, which corresponds to compensation for the occupied area, and which is susceptible to the constitution of servitude not formalized since 2016.	4,049

Company	Third	Pretension	Value
	Diversion Center S.A.	Declare that EPM is administratively responsible for material damages and loss of profits caused to the Sociedad FUN CENTER S.A., for acts and omissions, that is, failure in the service, having ordered in an arbitrary, unilateral and abusive manner, The disconnection of the public energy service that supplied the ice rink called PARD ON ICE, owned by the demanding company FUN CENTER S.A., from day 23/07/2009 at 11:50 a.m., by doing so, it prevented him from carrying out all the activities that constituted his social object up to that time.	3,866
	Hilos Hebratex S.A.S	Claims the profit or profit for: The five months of 2012, the 474,987,000; the twelve months of 2013, the 1,271,857,000; the six months of 2014, the 1,17,634,000. For the paralysis during the 25 days that it took to repair the engines and the arrangement and delivery of the machines, the 82,125,000, the arrangement of the machines, the Met 2,400,000, the payment of the payroll during the 25 days of paralysis of the company, the Met 4,172,646; for the production materials that were damaged, m7 2,312.000; and, for rent payment during the company's twenty-five days of paralysis, met 2,348,000.	3,833
	INCIVILES S.A.	Declared void EPM Resolutions 0041 of 21 January 2005 and 00283 April 21 of 2005 stating the risk of non-compliance with contract No 020113590 between EPM and INCILVILES.	3,501
	Miguel De Jesús Gómez Ramírez	Declare EPM responsible for including the plaintiffs as people affected by the Ituango Hydroelectric Project, as chorrero miners and that they be canceled the compensation to which they tend to be entitled for loss of economic activity, granting them Type 3 compensation for the population and indemnifying the plaintiffs as chorrero miners for 28 years, and therefore, to pay them for their improvements, crops, possession, construction and maintenance of the highway, legal premiums, relocation, consequential damages, loss of earnings and moral damages.	3,468
	Gustavo Velez Correa	That EPM be declared administratively responsible for the economic damages caused to the plaintiff in the fact that the actor is the holder of a mining concession contract over the area that EPM required for the imposition of servitude and expropriation, related to the Valle de San Nicolas Project, In the jurisdiction of the municipality of El Retiro.	3,342

Company	Third	Pretension	Value
	Carlos Augusto Jiménez Vargas	That it be stated that the defendants are jointly responsible for all damages suffered by the plaintiffs due to the sewage works of THE GRILLE CENTER.	3,310
	Maria Isabel Lora Lopez	That EPM be administratively held responsible for all property and extra-statelessness damages incurred by the plaintiffs on the grounds of the death of the minor under the name MONICA ANDREA LORA LOPEZ and for the injuries suffered and suffered by MARIA ISABEL LORA LOPEZ; For the events that occurred on 02/02/2000 in the CAFES neighborhood of the oriente municipality of Medellin.	3,218
	Horacio de Jesus Gomez Ramirez	To declare EPM administratively, civil and patrimonially responsible for not including HORACIO DE JESUS GOMEZ RAMIREZ, IMELDA RODRIGUEZ HENAO, MIGUEL DE JESUS GOMEZ RAMIREZ, MARIA CAROLINA SANCHEZ DE GOMEZ as affected by the Hidroituango project, as miners since 1994; to compensate them for the loss of economic activity of 28 years; to pay them improvements in possession, crops, construction and maintenance of a road, legal premiums, relocation, emergent damage, loss of profits and moral damages caused; and, to pay them \$ 2,675,664,000.	3,169
	Total Engineering Public Services S.A. E.S.P.	That EPM be declared to have failed to comply with Contract CT-2010-0499, the object of which was the "Construction and replacement of aqueduct and sewerage networks in the Moravia district of the municipality of Medellin and paving of the roads affected by these works... ". That, as a result, of such non-compliance, the economic balance of the Contract was broken and is responsible for the restoration of that balance.	2,981
	Dario Sepulveda Hernandez	The convener requests to be covered the damages generated by the construction of PH PORCE III, for the abandonment that he had to make of his ranch and of his activity as barequero to the height of the Las BRISAS and SWIRINO landscapes, In the face of non-compliance with the agreements reached with EPM.	2,919

Company	Third	Pretension	Value
	Horacio de Jesus Gomez Ramirez	To declare EPM responsible for including Messrs. Horacio and Miguel de Jesus Gomez Ramirez; Maria Carolina Sanchez de Gomez and Imelda Rodriguez Henao, as affected by the Hidroituango Project; As CHORREROS MINERS since 1994 and therefore to cancel the compensation to which they are entitled, for the payment of compensation for loss of economic activity and TO COMPENSATE the prohiados for 27 years; and to pay for their improvements, crops, possession, construction and maintenance of the road; legal premiums, relocation, emerging damage, loss of profits and moral damages since 2018/05/26.	2,864
	Oscar Jaime Restrepo Molina	Because of the frustrated profits, because of the decrease in the contracts he may have had with EPM and his inability to contract with it, following the presentation complaint made with the company, the suspension of the contracts that were in effect was suspended.	2,809
	German Alcides Blanco Alvarez	It requests the recognition of 100 SMLMV on the occasion of the diagnosed and firm work disability, of 17.79%, causing a decrease of its work and physical activity, causing a detriment to the estate that will enter Mr. German Blanco Alvarez for the accident of 29/04/2011, where damages were caused to the plaintiffs.	2,788
	Consortium Basin Networks	To declare that EPM was unjustly or unlawfully enriched by the execution of contract CT-2014-000377-A1, not perfected, reason why it must compensate for the alleged impoverishment suffered by the CORSORCIO BASIN NETWORKS.	2,731
	Euroceramica S.A.	EPM is expected to recognize and pay the sum of THREE THOUSAND ONE HUNDRED AND THREE MILLION QUINESTOS SEVENTY-EIGHT THOUSAND NINE HUNDRED AND THREE M/L pesos (SET3,103,578.903), allegedly poorly billed by EPM.	2,671
	Rafael Segundo Herrera Ruiz	It is stated that EPM and others are jointly and administratively responsible for the totality of the property and extra-statelessness damages caused to the actors, on the occasion of the overflow of the Cauca River that originated in the Ituango Hydroelectric Project.	2,647

Company	Third	Pretension	Value
	Sadis Marcela Estrada	Declare the lawsuits jointly and severally and administratively responsible for all the patrimonial and non-patrimonial damages caused to the actors, due to the overflow of the Cauca River that originated in the Ituango Hydroelectric Project. Order the defendant entities to pay 100 SMLMV for each of the 17 plaintiffs for moral damages; to the payment of the Minimum Wage for each of the months that these people were away from their homes due to the declaration of the red and orange alerts for the Municipality of Tarazá.	2,588
	Mayor of San José de Cucutta	That the Municipality of Cucutta be restored the property damage caused by EPM due to the increased charge of the consumption of public lighting energy of the city, as a result of CENS's erroneous billing of this service.	2,582
	Dennis Esther Sehuanes Angle	Declare that THE MUNICIPALITY OF MEDELLIN, the government of Antioquia, PUBLIC COMPANIES OF MEDELLIN, the municipality of Ituango and the municipality of Taraza are administratively responsible for the legal damages caused to the plaintiffs, on the occasion of the immediate evacuation of their properties, leaving their commercial activities by the overflow of the cauca river has brought a great alteration to the constitutional and conventional rights of the shareholders.	2,541
	Edwin David Yepes Garcia	EPM and others are declared jointly and administratively responsible for all the property and extratrimonial damages caused to the actors on the occasion of the overflow of the Cauca River that originated in the Ituango Hydroelectric Project.	2,515
	Yuneidy Mazo Gaviria	To declare EPM and others responsible for the damages caused by the overflow of the Cauca river that originated in the Hidroituango project. Morales 100 damages SMLMV for each claimant. For the affectation of constitutional property, the rights enshrined in international human rights conventions and treaties, and the other rights that the Judge finds proven. SUBSIDIZED, the judge is asked to grant alternatives, such as a study kit and tools for recreation and sport for a minimum of 5,000,000.	2,515

Company	Third	Pretension	Value
	Commercial Company TECNOLOGÍA INSTRUMENTACIÓN Y GAS, T.I. GAS SAS	Declare that EPM is administratively responsible for the MATERIAL damages, since it has carried out abusive conduct of the dominant position and limitation of the freedom of competition, against the mercantile company TECNOLOGIA INSTRUMENTACIÓN Y GAS, T.I. GAS S.A.S., for the commercialization in Valle de Aburra and a large part of the Department of Antioquia of G-1.6 diaphragm type gas meters for residential use, generating unlawful damage to the aforementioned Company with such conduct.	2,509
	Wilfran Enrique Gonzalez Castro	The entities are declared jointly and administratively responsible for the totality of the property and extra-statelessness damages caused to the actors, on the occasion of the overflow of the Cauca River that originated in the Ituango Hydroelectric Project.	2,501
	Luis Guillermo de Bedout Piedrahita	That it be declared that it belongs to the full and absolute domain of the plaintiffs the building Lot No. 2, real estate registration no. 01N-445794, and that, by virtue of the foregoing, EPM be ordered to restore that real property to them; that EPM be condemned to the payment of the civil or natural fruits obtained from the very moment of the beginning of the possession, until the moment of the delivery of the property.	2,497
	José Eduardo Suarez	To declare the entities called responsible for patrimonial and extra-statelessness caused to the actors, by the overflow of the Cauca River that originated in the Hidroituango project. Defendants are sentenced to the payment of SML 100 for each claimant for moral damages. Make the payment of 1 SML for each month that the red alert remained for the municipality of Caceres, between 2018/05/12 and 2019/07/26. If the red alert was extended, they request to recognize the minimum wages that the shareholders stop earning, from the date of the new facts, until the alerts are completed.	2,485

Company	Third	Pretension	Value
	Alberto Arroyo Montiel	To declare Hidroituango administratively responsible to EPM, and to others, for the damages caused to the defendants, for the no longer perceiving when having to travel for the emergency caused, Because of the exceptional risk for the impossibility of exercising the economic activity from which the plaintiffs' sustenance was derived, calculated for 27 months, it was settled with 2 SMLV for 12 months. For the emotional affectations of the victims, 100 SMLV is requested for each for 2020. The estimate is 87,870,300 per person, for a total of \$2,896,749,900. There are 33 plaintiffs.	2,481
	Ruby Susana Arrieta Baldovino	The joint and several entities are declared responsible and administratively responsible for all patrimonial and non-patrimonial damages caused to the actors, due to the overflow of the Cauca River that originated in the Ituango Hydroelectric Project.	2,454
	Ruben Dario Escobar Villa	It is stated that within the employment relationship the complainant executed working hours in the form of availability, without these times being paid.	1,487
	Sebastian Garzon Lopez	He applies for reimbursement to EPM for health status and employer's fault for work accident	1,230
	Juliana Urrea Giraldo	It is intended to declare the patronal guilt of the MISPE Consortium and in solidarity with EPM, for the payment of property and extra-marital damages	1,063
	Glenis Margoth Martinez Paternina	Applicant applies for the pension of survivors of professional origin, together with the moratory interests. Definitive social benefits. Contributions to integral social security. Compensation Moratorium of Art. 65 of the CST. Compensation for full damages of art. 216 of the CST, for employer's fault; immaterial damages for moral damage (in the amount of 100 SMLV for each child) and physiological damages (in the amount of 100 SMLV for each child). Costs and expenses of the process; all of the above, due to accident of type of work and death of your spouse.	796

Company	Third	Pretension	Value
	Efraín Villa Escobar	Wage leveling. Former EPM worker states that during the period from 1 January 2007 to 31 August 2014 he was a Professional B, When paid as a Professional A and for the period from 1 September 2014 to 31 March 2017, he served as a Professional C and was paid as a Professional B and is therefore entitled to such pay recognition.	747
	Ledy Xiomara Patino Bedoya	Spouse of ROR Engineering Worker seeks compensation for a couple's work accident who died.	717
	Luis Eduardo Henao Ospina	Former contractor worker Radian Colombia seeks relief from the payment of social benefits and compensation for unfair dismissal.	645
	Leidy Rosero Naranjo	The family of the deceased worker requests full compensation for damages	616
	Ciudadela Comercial Unicentro Medellin P	To declare the nullity of the administrative act issued by EPM with registered 20190130037817 of 2019-02-27. Order the restoration of the right to the complainant by the cessation of the collection of the electric energy tax provided for in Law 142 of 1994, Law 143 of 1994 and Law 223 of 1995; and, to make the refund of the payment for this item from January 1, 2017, and until the date of judicial notification that ends the process.	336
	Parcel Station Popalito P.H.	That by way of restoration of the right, the return of the sums paid for the Electricity Tax by the Popalito PH Parcelación to EPM from December 1, 2016 to June 2021 and November 2022, for a value of \$13,958,822 COP. Sentence for the value of default interest at the maximum legal rate on the amounts paid for the Electricity Tax, until the date on which the respective refund of these amounts is made from May 20, 2022.	8
Total EPM			2,542,025
National waters	HHA Consortium and others	Recognition of damages-related overruns, for greater permanence in the work due to the presence of unpredictable physical conditions, claims higher socio-environmental and financial costs.	558,072
	Dayron Alberto Mejia Zapata and others	Recognition of material and moral damages, compensation.	14,084
	Darly Bibiany heads	Compensation for full employer damage in fatal accident	522
	José Ariel Palacio Duque and others	Solidarity, relief of wages, benefits and social security, compensation Moratorium/ Labor demand	287

Company	Third	Pretension	Value
Total National waters			572,965
ESSA	Gerrsson Emmanuel Duarte Pabon and others	Material and moral damages caused by failure in service/ loss of profits, consequential damage.	73,778
	Tomon Ltda. And others	To declare the existence of a strategic alliance contract between ESSA and the temporary union San Gil Enlightened	17,883
	Elquin by Jesus Tobon Clavijo and others	Processes of less than 500.000.000.	10,189
	HMV Ingenieros Ltda.	Declare that ESSA breached the contract by refraining from authorizing HVM to present the billing plan in accordance with the monthly progress of the works and order HVM to pay the value that is proven	7,074
	Promotora Agrotropical Colombiana S.A.S.	To declare the breach of commercial offer No. ON-013-2008, ESSA being sentenced to payment for damages.	1,515
	José de la Cruz Carreno Acevedo	To declare the permanent occupation of the private property by Electrificadora de Santander S.A. E.S.P., on 10 urban lots owned by Mr. José de la Cruz Carreno Acevedo since mid-September 2016.	1,024
	Martha Leonor Rodríguez Ochoa	Order the Nation, the Attorney General's Office, ESSA and the municipality of Málga, jointly and severally, to pay in favor of the plaintiff the pecuniary damages for loss of employment due to the serious injuries to her body and loss of life. work capacity. As well as to declare them administratively and non-contractually responsible for the damages caused by the death of Mr. Manuel Rodríguez Ochoa and serious injuries caused to the minor Deisy Susana Ballesteros Rodríguez in events that occurred on January 7, 2017.	867
	John Fredy Laverde Beltrán	Acknowledgment and joint and several payment in favor of Mr. John Fredy Laverde Beltran, for total and ordinary compensation for material damages in relation to the consolidated loss of earnings, generated as a result of the work accident suffered on July 23, 2014.	806
	Hermides Pineda Silva	To declare administrative and extra-contractually responsible to ESSA and Enlightenment Yariguies S.A. in solidarity the damages caused to the plaintiffs, on the occasion of the death of Robert Andrés Pineda Balaguera, in events that occurred on May 23, 2017.	779

Company	Third	Pretension	Value
	Martha Liliana Alarcón Castellanos	The defendant is ordered to recognize and comply at present and in the future with the agreements consigned in the collective labor agreement signed between SINTRAELECOL Bucaramanga Branch and Electrificadora de Santander S.A. E.S.P. signed on June 9, 2003 and valid for four years from November 1, 2003	714
	Briceida Oviedo de Rodriguez	To declare civil contractual liability to ESSA for failure to comply with the obligations arising from the contractual relationship for the manufacture of material works and the supply of electrical energy with Mrs. Briceida Oviedo de Rodriguez.	628
Total ESSA			115,257
EMVARIAS	Eusebio de Jesús González and others (59)	Real contract	16,483
	JAC La Cejita and others	Declarative	28,154
	Gabriel Hernán Rúa Sepúlveda, Wilson Mario Quintero Quintero, Sorleny Correa Montiel and others	Loss of profits	5,183
	Alcides Martlnez Diaz	Direct repair	1,713
	Jesus Gregorio Valencia Valencia	Change from public worker to official worker	1,225
	Jair Ignacio Agudelo Alvarez, José Edilberto Jaramillo Aretega, René de Jesús Patiño and others	Request Salary Leveling	788
	Aleyda Patricia Chaverra Sierra and others	Service failure - repair damage caused	635
	Patricia Amparo Pajon Lopez and others	Nullity and restoration of labor law	260
	Juan Guillermo González Velásquez and others	Labor responsibility for solidarity with COOMULTREVV	108
	Claudia María Henao Cifuentes	Employer guilt	46
	Jorge Hernando Barón Sepúlveda	Conventional retirement pension	43
	Efraín Antonio Hernández G.	penalty replacement	42
	Celina Toro de Saldarriaga	adjustment pension	40
	Gonzalo Elias Rios Alzate	Executive process for collection conviction	19
Total EMVARIAS			54,739
CHEC	Héctor Castro and others	Conventional retirement	17,199

Company	Third	Pretension	Value
	Maria Marleny Montoya de Garcia and others	Direct reparation for property/material and moral damages	31,093
	Positiva Compañía de Seguros S.A.	Demand return of the mathematical reserve of capital constituted to cover the future pension allowances of the beneficiaries of the law / Payment of assistance and economic benefits derived from the moral event that occurred at the La Esmeralda Plant in September 2011.	1,489
Total CHEC			49,781
CENS	Maria Riquilda Poveda Murillo and others	Moral damages, material damages, loss of profits	12,639
	Nubia Boada Duenas and others	Continuity in the payment of 12% on the penalty rate, reinstate the contributions discounted from the moment of the pension's shareability, duly indexed and payment of moratory interest from Article 141 of Law 100 of 1990, plus costs of the process.	3,002
	Orlando Emiro Contreras Velasco	To declare the right to readjustment of the pension, taking into account the parameters indicated in article 1 of Law 71 of 1988, ordering CENS to pay retroactively the amounts left to cancel and that are settled when the largest increase is applied. To condemn the recognition and payment of the arrears interest referred to in article 141 of Law 100 of 1993.	2,601
	Paht Construcciones S.A.S.	Order the liquidation of Contract CT-2015-000070, where CENS S.A E.S.P, must readjust the contractual equity in favor of Paht Construcciones S.A.S., with the application of the theory of the imforesight, as well as the amounts by way of complement of the payment of Act No. 6 for works executed, recognized and unpaid.	1,775
	Other administrative and labor processes	Other administrative (7) and labor (10) processes, with a value of less than 250m.	1,340
	Carlos Augusto Rangel Alvarez	Recognition of conventional benefits	475
	Freddy David Rojas Suarez	To condemn in patrimonial and solidarity CENS, Colombia Telecomunicaciones and TELMEX Colombia, for injuries caused in the personal integrity of the complainant in events that occurred on October 20, 2020.	357

Company	Third	Pretension	Value
	Guajira Ltda cable.	It shall declare CENS SA EPS and/or UNE EPM Telecomunicaciones S.A. responsible for the contractual breach by not applying the fees and the formula for the use, access and payment of the shared infrastructure provided for in Resolution CRC No. 5283 of 2017 and incorporate them into the infrastructure lease contracts signed with the plaintiffs' companies Cable Guajira Ltda, Cable Suceso S.A.S. and Cable Digital of Colombia S.A.S.	367
	Nury Leticia Rodriguez Benitez	To declare the non-existence of the residential sewage servitude in charge of the alleged servant premises, in favor of the alleged dominant property, called Palujan #1.	362
	SYM Ltda Engineering.	To declare CENS to be extrascontract and administratively responsible for declaring plaintiffs unable to contract with the State. That economic damages be recognized for loss of opportunity.	296
	National Infrastructure Agency - ANI	To decree the expropriation of the property with real estate registration sheet No. 260-330627 of the Office of Public Instruments of Cucutta (N.S.).	64
	La Estrella Mall Condo P.H.	Statement of the failure to charge the complainant with the energy tax and therefore nullity of Resolutions No. 20191030011621 and 20191030015458, with the order to cease the collection of the tax and the refund of the sums paid.	29
Total CENS			23,307
EDEQ	Maria Amparo Fernandez Gil and others	Direct reparation for the death of relatives of the plaintiffs	6,329
	Danielly Arcila by Gil and others	To declare the defendants administratively, out of contract, jointly and patrimonially responsible for the injuries suffered by the plaintiffs in different events	4,108
	Campo Elías Buriticá Herrera and others	Declare the employer's fault in the work accident suffered, paying the affected person and his family the material damages (future and consolidated loss of profits) and immaterial (moral damages and health damage).	895

Company	Third	Pretension	Value
	Nelson Forero Perez	Declare termination of employment without just cause and without authorization from the labor office, condemning the defendant to the payment of compensation.	59
	John de Dios Botero	Request restitution of the part of the "Vista Hermosa" estate that was occupied with electric networks	14
Total EDEQ			11,405
Regional waters	Maria Inés Osorio Montoya	To condemn the Municipality of Apartado and Aguas Regional EPM, to the payment of material damages (current and future), moral damages and the damage to health, on the occasion of the death of the young Cesar Augusto Jiménez Osorio, Determined by the injuries sustained in the events that occurred on 01 June 2016 in the city of Apartado.	3,465
	Elsa Ruconno Hainaut Perez	To condemn the Municipality of Apartado and Aguas Regional EPM to pay for the material and intangible damages caused by the failure in the service resulting from the realization of the paving work of Calle 104, 106 and 107 of the Laureles neighborhood.	712
	Juan Carlos Lastra Serna	Declare the existence of an indefinite contract of employment.	259
	Rosmary Velásquez Herrera	Condemn Aguas Regionales EPM S.A. E.S.P. to return the property to its owners, pay the civil fruits from August 2012 to the date of judgment, deliver the property and pay the costs of the process	159
Total Regional waters			4,595
Waters of Antofagasta	C-2022	C-2311/02316/2661/2734/3074/3186 - 2022	1,616
	Soto with ADASA	C-4372-2019 Claim for damages for non-contractual liability.	1,123
	General Insurance Company	Compensation for damages for the waterlogging of Bicentennial Building	340
	Limari/ Ezentis Chile S.A.	O-5919-2020	302
	Maestranza y Servicios del Norte SPA with Concor and ADASA	Executive demand for collection of invoices	267

Company	Third	Pretension	Value
	7813 - 1633	7813/21-7 and 1633-2021	105
	Inspection records	13736/ 13738 Program of compliance with Supreme Decree 4/2009. SINADER sludge management regulation	50
Total Waters of Antofagasta			3,803
ELEKTRA Noreste S.A.	Investments Chugani and others	Civil lawsuit for contract cancellation damage	1,152
	Osman Moreno and others	Labor demand	78
Total ELEKTRA Noreste S.A.			1,230
EPM Investments	DIAN - National Customs and Tax Authority	To declare the nullity of administrative acts: Resolution No. 112412020000026 of 2020 and Resolution No. .900006 of 2021, issued by the DIAN. Accordingly, declare the firmness of the 2013 taxable year income and supplementary tax declaration, submitted in 2014.	316
Total EPM Investments			316
Malambo Waters	Fabian Bacca Jiménez	Recognition of the employment relationship acquired in the years 2015 and 2016, and consequently, the payment of vacation, premiums, allowances, bonus for the subscription of the convention and compensation for dismissal without fair cause.	25
	Emer Enrique Conrado Anguilla and others	Declare liability for damages of property, health, other property and/or rights, conventional and constitutionally protected and generally of any other type proven, caused by failure to provide the service.	16
	Indeterminate persons	Fraudulent Connection Process 2022	10
Total Malambo Waters			51
Total contingent liabilities			3,379,474

- Amounts stated in millions of Colombian pesos -

With respect to the uncertainty in the estimated date of payment and the estimated value to be paid, for contingent liabilities the same business rules indicated in note 14.1.2.

In the Group, EPM also has as contingent liabilities, Environmental Sanction Proceedings, with the following information:

Third	Pretension	Value
Metropolitan Area of the Valley of Aburra	Discharge of wastewater from the San Fernando WWTP in violation of the minimum 80% removal level for parameters DBO5_Biochemical Oxygen Demand_, SST_Total Suspended Solids_, fats and oils established in Article 72, New User, of Decree 1594 of 1984. _ Metropolitan Resolution No. S.A. 000415 of April 28, 2014. A plea for conclusion was presented.	It is not possible to know the sanction to be imposed.
National Environmental Licensing Authority "ANLA"	Construction of a mini center without authorization and use the ecological flow to generate energy without being authorized in environmental license (Porce III hydroelectric plant) _Auto 4335 of December 17, 2013.	It is not possible to know the sanction to be imposed
National Environmental Licensing Authority "ANLA"	<p>Termosierra 1. To carry out the air quality samples reported in ICA 13, 14 and 15, without the periodicity established by the Industrial Air Quality Monitoring System, authorized in the environmental instrument corresponding to this project.</p> <p>2. For conducting environmental noise monitoring reported in ICA 13, 14 and 15, with an Environmental Laboratory not accredited by IDEAM._Auto 350 of February 5, 2018.</p>	Charges were made, but it is not possible to know the sanction to be imposed.
National Environmental Licensing Authority "ANLA"	Use of explosives in construction of Nueva Esperanza tower. The environmental license granted by this resolution does not cover any kind of work or activity other than those described in the Environmental Impact Study, the Environmental Management Plan, and in this administrative act. _ Auto 02574 of June 27, 2017, ANLA_	It is not possible to know the sanction to be imposed; disclaimers were filed
Metropolitan Area of the Valley of Aburra	Dumping of domestic wastewater from the rupture of the sewage pipe that leads to these waters, on a potrero and later on the gorge Dona Maria, a property called Torremolino.	It is not possible to know the sanction to be imposed; no charges have been made.
Metropolitan Area of the Valley of Aburra	In an authorized channel occupation over the La Malpaso gorge, a bed covering was observed and the walls of it in particular cyclopeo, work was not approved by the environmental authority. Metropolitan Resolution N° S.A. 1002 of June 4, 2020, aburra "by means of which an administrative procedure of an environmental sanction is initiated".	It is not possible to know the sanction to be imposed; no charges have been made.
Metropolitan Area of the Valley of Aburra	Alleged environmental affectation to the flora resource due to the severe pruning of one (1) individual tree of the species Cheflera (Schefflera actinophylla). Metropolitan Resolution No. S.A. 1050 of June 8, 2020 "through which an environmental sanction procedure is initiated".	It is not possible to know the sanction to be imposed; no charges have been made.
Corantioquia - South aburra Territorial Office	Non-compliance with the permit for forest harvesting and harvesting of species in good condition and in closed conditions without permission. Administrative Act 160AS-1506-12031 of June 17, 2015.	It is not possible to know the sanction to be imposed; disclaimers were filed

Third	Pretension	Value
Corantioquia - Tahamies Territorial Office	To make charges against PUBLIC COMPANIES IN MEDELLIN, identified with NIT 890.904.996-7, for the alleged commission of environmental offenses on the basis of guilt and for the effects caused to the flora resource, derived from the events consisting of the burning of a sector of approximately 10 hectares, being 2,5 hectares of natural forest and stubble. Resolution 160TH-ADM1903-1901 of March 29, 2019- TH4-2013-8	It is not possible to know the sanction to be imposed.
CORPOGUAJIRA	For failing to comply with Article 2,2,6,1,3,1(f) of Decree 1076 of 2015 as regards the obligations of the generator of hazardous waste or waste at the Jepirachi wind farm (register with the competent environmental authority for one time and keep the registration information updated annually). Auto 976 of October 2, 2017; Resolution 1373 of September 29, 2020.	It is not possible to know the sanction to be imposed; no charges have been made.
National Environmental Licensing Authority "ANLA"	For having disposed of surplus material from the excavation activities of the construction of the Via Puerto Valdivia (Presa Site - Ituango) on the channel and protection strip of the "Quebrada Tamara"; And, having carried out the replacement of the bridges located along the Via Puerto Valdivia to build two (2) Box culverts without the authorization to do so; and, having made discharges of wastewater to a field of infiltration in the "El Ciruelar" field. (SAN0143-00-2018_Auto 3196 of 2018). Auto 964 of March 12, 2019, ANLA understands by not filed the disclaimers, But later it issues the Auto 2792 of May 13, 2019 by which it leaves the Auto 964 of 2019 without effect and orders to take into account the disclaimers submitted and evaluate the request for evidence.	It is not possible to know the sanction to be imposed. Vital-registered decadal 3500081101479819080 of February 18, 2019. Presentation
Forest, Biodiversity and Ecosystem Services Division of the Ministry of Environment and Sustainable Development	For having intervened 100 HECTARES that contained forest species subject to national closure without the previous Resolution authorizing their lifting and that were in the reservoir area of the Ituango Hydroelectric Project. (SAN027 (Minambiente)_Resolution 835 of 2017). Discharge duty with registered E1-2017-032747 of November 28, 2017_Probation period Auto June 273, 2018. Presentation	It is not possible to know the sanction to be imposed. Summary of allegations of conclusion on 9 June 2021. Presentation

Third	Pretension	Value
National Environmental Licensing Authority "ANLA"	<p>Auto 00009 of January 8, 2021 La ANLA initiates the environmental sanction procedure for the contingency associated with the auxiliary deviation system, to verify the following facts:</p> <ol style="list-style-type: none"> 1. Not having reported within the term provided for in the law (24 hours) the contingent event that occurred on April 28, 2018. 2. To have continued the construction of the SAD and its infrastructure, without having sufficient technical information related to the environmental characterization of the area operated for the geology and geotechnical components. 3. For allegedly generating negative impacts on renewable natural resources. 4. Not having guaranteed for the first days of the month of May of the year 2018 and before the evacuation of the water dam of the Cauca River by the project's machine house, the ecological flow of that source downstream of the dam site, to ensure the integrity of ecosystem services and environmental protection goods that are part of the water source. <p>By the contingency associated with the Auxiliary Deviation System.</p> <p>*No charges are available; however, a request was made for a cessation of the sanctioning procedure by Communiqué No. 2018064395-1-000 of 24 May 2018 (SAN0097-00-2018_Auto 02021 of 2018)</p>	<p>Without any charges, counsel considers it possible.</p> <p>The opinion of the expert expert expert (Poyry) for the lifting of the preventive measure was submitted on 30 December 2021.</p> <p>To date, no charges have been made.</p>
National Environmental Licensing Authority "ANLA"	<p>Initiation of sanction procedure for not guaranteeing downstream water of the dam of the project "Construction and operation of the Pescadero - Ituango hydroelectric project" The ecological flow to ensure the integrity of the ecosystem services and the environmental protection goods that are part of the water source "Rio Cauca".</p> <p>*No charge formulation available. (SAN0001-2019_Auto 0060 of 2019)</p>	<p>Without any charges, counsel considers it possible.</p>
National Environmental Licensing Authority "ANLA"	<ol style="list-style-type: none"> 1. Dumping on intermittent dry channel X=1157241 and Y=1281506 coordinates 2. Discharge to the rain channel from the mixer washing system located in the industrial zone of main works. <p>THE ANLA opened a sanctioning file, but it has not been formally initiated.</p> <p>By Resolution No 1222 of December 03, 2013, THE ANLA imposed preventive measures to suspend dumping. By Resolution No. 1363 of October 31, 2017, the ANLA lifted the preventive measure mentioned. Through Auto No. 01282 of March 22, 2019, THE ANLA breaks down the proceedings related to this preventive measure of the license file LAM2233 so that they work in file SAN0031-2019.</p>	<p>Without any charges, counsel considers it possible.</p>

Third	Pretension	Value
National Aquaculture and Fisheries Authority_ "AUNAP"	Start Preliminary investigation of the effects on fishing activity during the closing of the machinery house gates. *No charge formulation available. (No file AUNAP_Auto 002 of February 14, 2019).	Without any charges, counsel considers it possible.
National Environmental Licensing Authority "ANLA"	Repeated non-compliance with imposed obligations. Auto 11359 of December 19, 2019. SAN0284-00-2018 _December 19, 2019_.	Situation not resolved. To date, they have not made any charges.
National Environmental Licensing Authority "ANLA"	HYDROELECTRIC ITUANGO S.A. E.S.P. - HIDROITUANGO S.A. E.S.P. Non-compliance Contingency Obligations: - Not having permanently carried out the proper management of non-domestic wastewater and filtration in the left margin of the Gallery 380 MI. - Not having presented the hydrogeological model of the right margin of the project. - Not to have presented the cartographic information related to water quality and hydrobiological monitoring to be carried out at different points downstream of the project dam site. - Not having presented the results of the monitoring of offensive odors, water quality and physiochemical sludge quality during the pumping activity of the machine house. Order No 2423 of March 30, 2020, by which the environmental sanction procedure is initiated. SAN0030-00-2020_ March 30, 2020_ To date no charges have been filed.	Situation not resolved. Charges were filed by Auto 9812 of 18 November 2021 and charges were filed on 13 December 2021.
National Environmental Licensing Authority "ANLA"	HYDROELECTRIC ITUANGO S.A. E.S.P. - HIDROITUANGO S.A. E.S.P. Repeated non-compliance with the obligations imposed under the contingency. Initiation of the environmental sanction procedure by Order No 06576 of July 13, 2020 SAN1285-00-2019 _ July 13, 2020_ To date no charges have been filed.	Situation not resolved. To date, they have not made any charges.
National Environmental Licensing Authority "ANLA"	HYDROELECTRIC ITUANGO S.A. E.S.P. - HIDROITUANGO S.A. E.S.P. _ Pass air quality and odor monitoring without meeting protocols established by the Minambiente. _Perform sample analysis for air quality and odor sampling by laboratories not accredited to IDEAM. Initiation of the environmental sanction procedure by means of Auto No. 07774 of August 14, 2010 SAN1258-00-2019 _ August 14, 2020_ To date no charges have been filed.	Situation not resolved. To date, they have not made any charges.

Guarantee

Company	Third	Complaint	Amount
ELEKTRA NORESTE S.A.	Generating Companies	Performance bond to provide credit security and compliance with the obligations under the power purchase agreements.	168,550
	National Public Utilities Authority	Performance bond to guarantee compliance with the obligations under the Concession Contract.	62,869
	Empresa de Transmisión Eléctrica, S.A.	Letter of credit as guarantee for the payment of energy purchase costs in the occasional market.	20,680
	Empresa de Transmisión Eléctrica, S.A.	Bank guarantee to guarantee payment of one month's billing of the Transmission System.	11,105
	Regulatory Operator of El Salvador	Letter of credit as guarantee for the payment of energy purchase costs in the occasional market.	1,448
Total ELEKTRA NORESTE S.A.			264,652
Total Contingent liabilities Warranties			264,652

Amounts stated in millions of Colombian pesos

Works for tax purposes

The Group also has as contingent liabilities, works for taxes, with the following information:

In exercise of the provisions of Article 238 of Law 1819 of 2016, Empresas Públicas de Medellín E.S.P. - EPM- as a taxpayer of income tax and complementary taxes was linked to the mechanism of works for taxes, among others, with the project "Improvement of tertiary roads in Cocorná" prior technical feasibility concept of the Ministry of Transportation, as a form of payment of a portion of the income tax for the taxable period 2017 in the amount of \$33,701 million, with 10% participation by Empresa de Energía del Quindío S.A. E.S.P. -EDEQ-. Subsequently, the Ministry of Transportation objected to the scope of the project resulting in the disappearance of the factual and legal grounds of the administrative act of connection to the mechanism, so that it lost its enforceability and consequently the project became unenforceable for EPM.

By virtue of the foregoing and considering the decay of the administrative act, it is expected that the National Tax and Customs Directorate will issue the liquidation of the income tax for the taxable year 2017, with which the extinction of the tax obligation would be obtained once the payment is made, in that order, the company is exploring alternatives and taking steps to achieve the closure of this issue. This situation could imply a future disbursement of interest for late payment pending to be determined and to assume the costs executed in the work that to date amount to \$1,011 million, once the process to which this matter is subject to under the terms of Decree 1625 of 2016 is concluded."

In line with the exploration of alternatives that has been taking place, with the purpose of mitigating the risk of causing interest on arrears in the future on the income tax for the taxable year 2017 of EPM and EDEQ, in the event of an eventual declaration of default through a firm administrative act by the competent national authority or a ruling by a judicial authority, a deposit was made as an advance payment on September 16, 2022, in favor of the National Tax and Customs Administration DIAN for

\$77,985 million, which is reflected in the financial obligation of the companies as a surplus, which in legal and tax terms is equivalent to an overpayment or of what is not due susceptible to refund to the taxpayers once this matter is definitively resolved in their favor. The deposit of these resources in no way obeys to an express or tacit conduct of acceptance of any type of responsibility on the part of EPM and EDEQ and does not imply acceptance or manifestation of noncompliance in their obligations derived from the linkage to the mechanism of works for taxes. Neither do they waive any claims they may file in connection with this matter to demonstrate that there is no breach and that therefore no interest or penalties are payable.

Once it is determined that there was no non-compliance with the works for taxes mechanism by the taxpayers, the DIAN must return any amount in favor of EPM and EDEQ.

In addition to the above and as a mechanism to protect the interests of the companies, EPM filed a lawsuit before the Administrative Court of Antioquia in the exercise of the means of control of nullity and reestablishment of the right against the Territorial Renewal Agency (ART), the Ministry of Transportation, the National Institute of Roads (INVIAS), the National Customs Tax Directorate (DIAN), and the National Planning Department (DNP). In order to, among others: declare the nullity of the administrative act issued by the Territorial Renewal Agency on May 13, 2022, by virtue of which it denies recognizing the exception of loss of enforceability and/or request for the study of direct revocation of Resolution 175 of 2018 "whereby a request for linking the payment of income and complementary tax to an investment project in the areas most affected by the armed conflict - ZOMAC" is approved; recognize the exception of "loss of enforceability" and, consequently, refrain from requiring EPM and EDEQ, to comply with the obligations contained in Resolution 175 of 2018 issued by the ART, due to the decay of the act in the framework of its competencies within the mechanism works for taxes; declare that EPM and EDEQ made the timely and complete payment of the resources destined to the cancellation of the income tax for the 2017 annuity.

It is important to highlight that since May 24, 2018, the resources for the payment of the income tax of the taxpayers EPM and EDEQ were deposited in the trust arranged for the mechanism of works for taxes whose yields are recognized in favor of the competent national authority and therefore there is no place to understand that there is delay in the compliance of the tax obligation by the taxpayers. As of June 2023, the yields amount to \$6,009 million, of which \$448 million have already been transferred to the General Directorate of Public Credit and National Treasury.

27.3.2 Contingent Assets

Company	Third	Pretension	Value
EPM	The National Ministry of Health and Social Protection	The MinSalud has a legal and constitutional obligation to recognize and cancel the value of services rendered to affiliates in relation to drugs and/or procedures, interventions or elements not included in the Mandatory Health Plan (POS).	10,094
	INTERAMERICANA DE PRODUCTOS QUIMICOS S.A (INTERQUIM S.A)	That by means of a judgment the expropriation in favor of EPM of the property right called "Finca Torremolino" located in the village of San Diego, in the municipality of Girardota, owned by Interamericana de Productos Químicos SAS, which will be used for the execution of the Girardota Wastewater Treatment Plant Project.	8,811

Company	Third	Pretension	Value
	Miscellaneous Administrative	Proceedings for amounts less than \$922	7,460
	Constructora Monserrate of Colombia SAS	Expropriation in favor of Empresas Públicas de Medellín E.S.P. for the project "Expansion of Primary Distribution Capacity in the Western Sector of Medellín-Western Chain Calazans Tank" is decreed by judicial means. Property called Lot 7, located in the Altos de Calazans sector, Of the municipality of Medellín owned by the Monserrate Building Society of Colombia SAS.	7,227
	Poblado Club Campestre Executive S.A.	To declare the town Club Campestre Executive S.A., Optima S.A. Housing and Construction and the Municipality of Envigado responsible for the damage of the collector owned by EPM, which collects and transports the residual water from the sanitary basin of La Honda Gorge in the municipality of Envigado, And indemnify EPM for the value of all property damage proven by the damage to the collector collecting and transporting the wastewater from that sanitary basin.	4,394
	Notary 25 of Medellín	The refund of the amount paid by EPM Ituango S.A. is requested. E.S.P., on December 1, 2011, duly indexed.	3,424
	Fiduciaria Bogota S.A. - Fidubogota S.A.	To impose on behalf of Public Companies of Medellín E.S.P. energy conduction servitude, on the lot of land or property called La Boca de Pantano, with real estate registration number 50 C-1497258 located in rural area of the municipality of Madrid (Cundinamarca) for transmission lines at 500 kV, And for one (1) tower point (with its earthing) of the New Hope Transmission Project.	1,183
	Corantioquia - Regional Autonomous Corporation of the Center of Antioquia	That the nullity be declared for the fee for the use of surface water for the period 2011, from the Rio Grande source, in a flow of 19.5 mts ³ /sec. Reimburse to Empresas Públicas de Medellín E.S.P., the highest value paid for the fee for the use of Surface Water. That Corantioquia be ordered to recognize and pay EPM the legal interest, the current interest and late interest that has legally been caused; to the payment of the costs and agencies in right to that there is place.	1,004
	SSPD - Superintendency of Residential Public Services	That the partial nullity of the official liquidation of the Special Contribution Year 2022 for the aqueduct service and official liquidation of the special contribution be declared and that as a consequence of the nullity the right of EPM, the reimbursement of the corresponding sum of money, be restored to the highest value paid for the aforementioned concept and the interest caused on the amounts claimed from the moment of payment of the contribution is recognized and paid.	657
	Multiple prosecutors	Proceedings for amounts less than \$702.	248
EPM Total			44,502

Company	Third	Pretension	Value
CENS	Minute Corporation of God and others	To impose in favor of CENS S.A E.S.P. the public servitude of conduction of electric power on the premises; to build the electrical infrastructure; to allow transit through the area; to remove crops and other obstacles; to build routes of a transitional nature and/or to use existing ones; prohibit the planting of trees that may hinder the exercise of servitude and the recording of the servitude sentence.	2,544
	Consortium CDE Ltda.	Get cancellation of the resources you owe in favor of CENS	1,175
	Superintendency of Public Domestic Services	The nullity shall be declared and the refund of the liquid amount of money which was paid by CENS S.A. E.S.P. for the sanction in the form of a fine imposed by the SSPD shall be ordered.	1,015
	Ministry of Environment and Sustainable Development - MINENVIROMENT	The nullity is declared and ordered to THE ANLA, the refund to CENS of any sum that it will cancel by way of the sales tax for the acquisition of BT multiplex cable for the Rural Electrification Project.	546
	Other civil, labor and administrative processes with a level of less than 20m	Other civil proceedings (36) with a level of less than 20m.	260
	Ladrillera Colcucutta Gres SAS	That it is held out of counter-current responsibility for the anti-legal damage to CENS, as a result of the destabilization of the land where a medium voltage concrete pole is supported, the request is therefore to condemn the defendant to make the payment for the stabilization of the land supported by the 34.5 kV structure.	198
	Municipality of Medellin	To declare the nullity so that any sum that may be canceled by the Special Contribution of Public Works may be reinstated in the CENS.	137
	Nelson Cubides Herrera y Sociedad de Activos Especiales SAS.	It is required to impose an easement strip of 8,681.11 square meters in favor of CENS, on a plot of land called "Lote A isla del caimán", located in the municipality of San José de Cúcuta and identified with real estate registration No. 260 - 101376 of the Cúcuta ORIP. Property of Mr. Nelson Osvaldo Cubides Herrera.	37
Total CENS			5,912
Aguas Regionales	Municipality of Chigorodo and others	Please issue a payment order in favor of Aguas de Uraba S.A. E.S.P and against the municipality of Chigorodo, legally represented by Dr. Daniel Segundo Alvarez, in his capacity as mayor, or by whom he does his times at the time of notification of the complaint.	2,147
	Various Prosecutors and Administrative	Various Prosecutors and Administrative	486
	Corpouraba - Corporation for the Sustainable Development of the Uraba	That the nullity of the remuneration fee corresponding to the municipality of Apartado between the period January and December of the year 2014 be declared, since this does not correspond to the reality of the charges discharged by the users of sewage of the company Aguas de Uraba S.A. E.S.P.	485

Company	Third	Pretension	Value
	Jesús Aguirreand others	Impose in favor of Aguas Regionales S.A. E.S.P. the real right of easement of public sewage services, on the property in the rural and urban area of the Municipality of San Jerónimo.	409
Total Regional Waters			3,527
AGUNAL	Consortium Buenos Aires and others	The purpose of the claim is to obtain a declaration of contractual civil liability from the Consortium Buenos Aires and the Consortium Sanitization 17 in respect of the Contract of INTERVENTORIA, causing the damages object of indemnification specified in the claim.	3,940
Water National Total			3,940
Aguas de Malambo	Municipality of Malambo	A warrant of payment was released against the municipality of Malambo - Atlantico and in favor of Aguas de Malambo S.A. ESP. For the late interest of the former capital from December 31, 2012, until the obligation is canceled.	2,261
	Municipality of - subsidies	I request the release of a Payment Order against the Municipality of Malambo - Atlántico, for capital and for the value of commercial interest in arrears from the date the default was incurred until payment of the obligation is made in full to the maximum legal rate allowed.	1,233
Malambo of waters Total			3,494
Emvarias	DIAN National Customs and Tax Authority	That the invalidity of the offices provided by the Internal Obligation Control Working Group of the Medellin Tax Division be declared, by which requests for correction of income tax returns were denied.	1,636
	SSPD - Superintendency of Residential Public Services	That the nullity of the official letters issued by which the correction requests for income tax returns, taxable years 2016, 2017 and 2018 were denied.	193
Emvarias Total			1,829
CHEC	Bertha Elena Romero Garcia	Indemnity	54
	José Alonso Arias Reyes	Imposition of servitude	40
	SSPD - Superintendency of Public Domestic Services	To declare nullity and the restoration of the right	13
	Paula Andrea Botero Diaz	Damages due to falsehood in document	8
	Cesar Augusto Ocampo Arenas	Application for old-age pension, for retirement from the company	3
CHEC Total			118
Total Contingent Assets - Litigation			63,322

- Amounts stated in millions of Colombian pesos-

Estimated payments and receipts

The estimate of the dates on which the Group believes it will be required to make payments related to the contingent liabilities or receive collections on the contingent assets included in this note to the consolidated statement of financial position at the balance sheet date is as follows:

Years	Contingent liabilities	Contingent assets
To one year	1,277,946	15,617
To two years	854,833	23,488
To three years	75,231	12,911
To four years and beyond	3,044,233	26,618
Total	5,252,243	78,634

Amounts stated in millions of Colombian pesos

Note 15. Ordinary activities revenue

For presentation purposes, the Group disaggregates its revenues from the services it provides according to the lines of business in which it participates and the manner in which management analyzes them. The detail of revenues from ordinary activities is as follows:

Ordinary activities revenue	June 30, 2023	June 30, 2022	For the three months ended June 30, 2023	For the three months ended June 30, 2022
Rendering of services				
Energy distribution service ⁽¹⁾	12,065,493	10,549,519	6,163,955	5,523,888
Energy generation Service ⁽²⁾	3,525,337	2,876,777	1,719,128	1,446,806
Energy transmission service	264,614	214,254	129,451	109,195
Energy intersegment eliminations	(817,663)	(915,155)	(415,802)	(474,997)
Gas fuel service ⁽³⁾	716,136	577,315	362,100	277,711
Aqueduct service ⁽⁴⁾	1,015,223	823,429	512,645	415,370
Sanitation service	533,620	441,330	273,654	224,996
Cleaning service	160,729	137,990	81,982	68,552
Insurance and reinsurance services	29,037	20,883	14,838	10,127
Financing services	37,546	27,428	22,420	16,333
Computer services	465	364	356	178
Construction contracts ⁽⁵⁾	212,658	48,074	102,619	32,642
Fees	7,730	4,290	4,969	2,805
Commissions	11,898	11,710	6,284	6,159
Billing and collection services	23,391	20,908	12,468	11,410
Financing component ⁽⁶⁾	264,965	117,144	136,956	60,854
Other services ⁽⁷⁾	276,956	174,475	118,079	78,849
Returns	(391,663)	(289,235)	(184,905)	(174,039)
Total rendering of service	17,936,472	14,841,500	9,061,197	7,636,839
Sale of goods	32,775	24,303	13,835	14,544
Leases	76,661	59,818	38,038	30,681
Total	18,045,908	14,925,621	9,113,070	7,682,064

- Amounts stated in millions of Colombian pesos -

- ⁽¹⁾ The increase for distribution and Commercialization service is mainly due to: i) the recognition of the tariff option in the national energy subsidiaries in accordance with CREG resolutions 102 and 058 of 2020 in the amount of \$322,620, as follows: AFINIA \$157,563, EPM \$49,836, CENS \$24,339, CHEC \$37,127, ESSA \$38,229 and EDEQ \$15,526 in addition, in EPM it was due to the fact that the tariff components have an incidence of macroeconomic factors (IPP and IPC), together with a higher energy consumption and an increase in distribution charges; (ii) in the international subsidiaries: the subsidiary EEGSA large customers, higher units sold, increase in the average

sales price, and in COMEGSA higher commercial demand and growth in customers in the residential sector.

- (2) The energy generation service increased with respect to the previous year, mainly in EPM and CHEC due to an increase in energy sales, higher prices and increases in the PPI and the TRM that impact the reliability charge.
- (3) The increase in the fuel gas distribution and commercialization service is due to higher fees as a result of an increase in the TRM and macroeconomic factors (CPI and PPI), as well as growth in the business's own markets.
- (4) The increase in the aqueduct service is basically explained by EPM due to larger clients, indexation rates, in ADASA due to higher users, consumption and rates in both the regulated and non-regulated markets and due to the growth in inflation; and in Hidrosur due to the higher rates for the sale of water from Catán impacted by the UF (unidad de fomento) in turn affected by inflation.
- (5) The increase compared to the previous year corresponds mainly to TICSAs subsidiaries for \$98,814 due to the fact that there is a greater amount of projects in progress from last year that are ending, among which the repowering of a WWTP with the client DIAGEO stands out. (tequila don Julio) in Jalisco México, and expansion of the existing WWTP for the client Constellation Brands in Sonora, México and for the new projects closed in early 2023 with the Cohauila brewery company and Brown Forman Tequila México S. de R.L. de C.V.; and in ADASA for \$58,229 for carrying out sanitary constructions for the company Copec and for the construction of sections of track for the company Ferrovial for works on the Ruta del río Loa.
- (6) The increase is explained by the valuation at amortized cost of the financing of public services due to the increase in the market reference rate for interest collection and additionally, by the financing component of the rate option, mainly in the subsidiaries AFINIA \$102,160, EPM \$49,397, CHEC \$8,538 and EDEQ \$4,495.
- (7) The variation originates mainly in the subsidiary ADASA for \$62,227 corresponding to other services related to the ADASA Quinchamale-Radomiro Tomic Codelco interconnection, which is part of the sanitary concession.

In the Group, performance commitments are met and measured on a cyclical basis as the Group is mainly engaged in the rendering of public services (regulated and non-regulated market, long-term contracts and secondary market) and the provision of services related to public services to other agents in the sector (reliability charge, firm energy, AGC). These utilities are delivered to the user on an ongoing basis, plus consumption is measured and revenue is recognized on a periodic basis, typically monthly.

The Group recognized the following amounts in the period, for contracts effective as of the cut-off date:

Construction contracts.

The method applied to determine the stage of completion of construction contracts is the recourse method.

The Group recognized the following amounts in the period, for the contracts in force at the cut-off date described in the preceding paragraph.

June 30, 2023	Contract asset balance at the beginning of the period	Contract asset balance at the end of the period	Liability balance at the beginning of the period	Liability balance at the end of the period	Income recognized during the period corresponding to the prior period liability	Outstanding value of performance obligations that are not met Prior year
Contract 1 - FAER Contract GGC-105	-	-	1	1	-	1
Contract 3 - Ecopetrol Agreement	-	-	1,848	1,848	-	1,848
Contract 4 - Government Contract	-	-	134	134	-	134
Contract 6 - FAER Administration Fee GGC 105 and 313 - Construction contracts	-	-	4	4	-	4
Contract 7 - FAER Contracts 2019 Third Party Resources	-	-	8,052	89	-	89
Contract 8 - FAZNI Contract 2020	96	2,822	48	-	48	-
Contract 9 - OHL Arrangement	50	50	-	-	-	-
Contract 10 -FAER 2019- Administration	1,613	1,759	-	-	-	-
Construction contracts - TICSAs	-	-	66,386	139,292	-	66,386
Construction contracts - agreements	476	269	281	281	-	281
Contract- Line construction contracts	2,869	2,849	8,211	11,617	-	8,211
Construction contracts - ADASA	163,341	191,171	36,665	18,795	15,233	18,795
Total	168,445	198,920	121,630	171,883	15,281	95,571

Amounts stated in millions of Colombian pesos

June 30, 2022	Contract asset balance at the beginning of the period	Contract asset balance at the end of the period	Liability balance at the beginning of the period	Liability balance at the end of the period	Income recognized during the period corresponding to the prior period liability	Outstanding value of performance obligations that are not met Prior year
Contract 1 - FAER Contract GGC-105	-	-	1	1	1	1
Contract 3 - Ecopetrol Agreement	-	-	1,895	1,899	29	1,899
Contract 4 - Government Contract	-	-	133	134	23	134
Contract 6 - FAER Administration Fee GGC 105 and 313 - Construction contracts	-	-	4	4	-	4
Contract 7 - FAER Contracts 2019 Third Party Resources	614	614	30,041	17,904	333	17,904
Contract 8 - FAZNI Contract 2020	-	-	2,296	2,234	764	2,234
Contract 9 - OHL Arrangement	52	-	-	-	47	-
Contract 10 -FAER 2019- Administration	782	1,288	-	-	782	-
Construction contracts - TICSAs	-	-	32,644	74,742	388	-
Construction contracts - agreements	879	755	940	952	-	-
Contract- Line construction contracts	-	1,966	-	5,213	2,324	-
Total	2,327	4,624	67,954	103,082	4,690	22,175

Amounts stated in millions of Colombian pesos

Other contracts with customers

June 30, 2023	Contract asset balance at the beginning of the period	Contract asset balance at the end of the period	Liability balance at the beginning of the period	Liability balance at the end of the period	Income recognized during the period corresponding to the liability of the prior period.
Uniform terms contract for regulated services ⁽¹⁾	3,057,619	3,318,535	135,544	133,121	474
Unregulated market -MNR or large customers ⁽²⁾	143,709	18,520	95,275	108,248	94,599
XM representation contract ⁽³⁾	59,068	85,716	-	-	-
Other contracts with customers	-	-	11,419	6,755	287
Total	3,260,396	3,422,771	242,238	248,124	95,360

Amounts stated in millions of Colombian pesos

June 30, 2022	Contract asset balance at the beginning of the period	Contract asset balance at the end of the period	Liability balance at the beginning of the period	Liability balance at the end of the period	Income recognized during the period corresponding to the liability of the prior period.
Uniform terms contract for regulated services ⁽¹⁾	1,815,300	2,931,246	51,945	15,495	2,033
Unregulated market -MNR or large customers ⁽²⁾	206,245	461,584	22,357	5,785	7,207
XM representation contract ⁽³⁾	8,011	26,587	-	4,744	-
Other contracts with customers	-	-	166	10,770	268
Total	2,029,556	3,419,417	74,468	36,794	9,508

Amounts stated in millions of Colombian pesos

- ⁽¹⁾ The purpose of this contract is to define the uniform conditions through which the companies of the EPM Group provide residential public services in exchange for a price in money, which will be set according to the rates in force and in accordance with the use given to the service by the users, subscribers or owners of real estate, hereinafter the user, who upon benefiting from the services provided by the companies, accepts and adheres to all the provisions herein defined.

The increase in assets in the uniform conditions contracts for the energy service was explained in the distribution segment by the recognition of the tariff option for an amount of \$322620 in EPM and in the national energy subsidiaries.

The increase in liabilities in the uniform conditions contracts for the service of Water Provision and Solid Waste Management corresponds mainly to the provision of the Regulated Works and Investments Plan (POIR) as established by the Drinking Water and Basic Sanitation Regulatory Commission in resolution CRA 688 of 2014. As of June 30, 2023, the balance is contributed by EPM and its subsidiaries: Aguas Regionales and Aguas de Malambo.

- ⁽²⁾ Resolution 131 of December 23, 1998 of the Energy and Gas Regulation Commission (CREG) establishes the energy and power supply conditions for large consumers and indicates in Article 2 the power or

energy limits for a user to be able to contract the supply of energy in the competitive market; the mentioned resolution allows the execution of contracts with large consumers to establish by mutual agreement the energy and power supply prices; the purpose of the contract is to supply energy and electric power to the consumer, as a non-regulated user, to meet its own demand.

- (3) Another important contract is the XM representation contract, which manages the Colombian Wholesale Energy Market, attending the commercial transactions of the market agents.

The Group expects to recognize the revenue corresponding to the performance obligations that are not satisfied during the next accounting period, since most of them correspond to the uniform condition contracts corresponding to residential public services.

Note 16. Other income

The detail of other income is as follows:

Other income	June 30, 2023	June 30, 2022	For the three months ended June 30, 2023	For the three months ended June 30, 2022
Recoveries ⁽¹⁾	123,733	104,411	83,917	58,972
Government grants ⁽²⁾	59,980	59,929	29,979	29,983
Other ordinary income ⁽³⁾⁽⁵⁾	21,276	21,644	5,358	18,193
Leverage ⁽⁵⁾	10,076	9,537	6,022	3,813
Indemnities ^{(4) (5)}	9,434	3,984	2,131	3,087
Surplus ⁽⁵⁾	580	2,677	459	1,384
Total	225,079	202,182	127,866	115,432

Amounts stated in millions of Colombian pesos

- (1) The amount of effective recoveries in the Group amounted to \$91,120 (2022: \$38,808) and the non-effective \$32,613 (2022: \$65,603), disclosed in the statement of cash flows.
- (2) Disclosed in the applied government subventions of the statement of cash flows.
- (3) It includes sheet sales amounting to COP 677 (2022: COP 1,687) and reversal of impairment loss on right-of-use assets in 2022: \$88.
- (4) The increase originates mainly in EPM for indemnities received from Ecopetrol for breach of gas supply contracts.
- (5) Amounts disclosed in the statement of cash flows as effective income that corresponds to money receipts.

Note 17. Costs of services rendered

The detail of the costs for services rendered is as follows:

Costs for services rendered	June 30 de 2023	June 30 de 2022	For the three months ended June 30, 2023	For the three months ended June 30, 2022
Exchange and/or short-term purchases ⁽¹⁾	3,278,895	2,613,068	1,798,062	1,343,909
Block and/or long-term purchases ⁽²⁾	3,261,487	2,680,407	1,634,128	1,315,393
Use of lines, networks and pipelines ⁽³⁾	1,318,110	1,163,365	644,641	593,159
Personal services ⁽⁴⁾	741,054	590,259	386,913	304,174
Orders and contracts for other services ⁽⁵⁾	664,475	491,763	333,344	270,475
Depreciation ⁽¹¹⁾	660,507	508,529	336,289	258,431
Maintenance and repair orders and contracts ⁽⁶⁾	337,192	283,459	189,108	169,092
Cost of distribution and/or commercialization of natural gas	334,352	354,344	164,961	183,766
Licenses, contributions and royalties	143,801	120,118	63,024	63,932
Commercial and financial management of the service	133,392	157,340	75,660	107,438
Consumption of direct inputs ⁽⁷⁾	128,763	79,857	68,814	41,615
Amortization ⁽¹¹⁾	128,751	94,532	63,478	46,790
Materials and other operating costs ⁽⁸⁾	117,884	96,481	60,264	57,990
Insurance ⁽⁹⁾	88,970	70,359	44,393	38,245
General	76,090	71,226	43,487	42,647
Fees	70,775	68,326	41,852	35,534
Taxes and fees	67,253	55,968	32,307	26,076
Other ⁽¹⁰⁾	59,321	82,474	32,577	24,329
Connection cost	49,304	44,035	23,898	22,617
Amortization of rights of use ⁽¹¹⁾	39,826	28,870	20,379	12,820
Marketed goods	22,427	13,298	13,100	6,055
Public utilities	21,287	17,427	11,233	9,770
Leases	16,533	16,148	9,024	9,332
Depletion ⁽¹¹⁾	10,708	8,969	5,194	4,714
Costs associated with transactions in the wholesale market	10,105	8,207	4,521	3,867
Liquefied natural gas	8,586	7,595	3,423	3,460
Cost of water service rendering losses	2,010	985	1,274	693
Gas compression	237	304	147	152
Inventory write-down ^{(11) (12)}	89	288	35	137
Total costs per service provision	11,792,184	9,728,001	6,105,530	4,996,612

Amounts stated in millions of Colombian pesos

- ⁽¹⁾ Increase explained by higher energy purchases on the market at higher prices in the subsidiaries: ENSA at COP 204,765, EPM at COP 185,581, DECA at COP 129,133, ESSA at COP 81,704, CENS at COP 39,727, EDEQ at COP 16,911 and Afinia at COP 10,683.

Variation explained by the increase in: DECA for \$228,922, EPM for \$109,039, AFINIA for \$65,513 CHEC for \$43,514, CENS for \$24,189, EDEQ for \$ 4,381 y ESSA for \$3,816 due to higher units acquired at a higher average purchase rate.

- ⁽²⁾ Increase explained by higher network costs, mainly in distribution and generation for STN and SDL due to the impact of macroeconomic factors: EPM \$53,033, AFINIA \$33,954, DECA \$23,365, ENSA for \$ 10,982, ESSA for \$ 12,061, CENS \$9,749, CHEC \$6,067 and EDEQ \$2,397.

- (3) The increase is explained by the salary increase which was impacted by the CPI, the subsidiaries that contributed the most were: EPM with \$77,662, AFINIA for \$ 15,255, ADASA \$12,224, EPM México \$12,127, ESSA \$7,558, CHEC \$5,894, CENS \$4,999, DECA for \$4,823, ENSA for \$ 4,531 and EDEQ for \$ 1,753.
- (4) Increase mainly explained by the international subsidiaries TICSА \$66,377 and ADASA \$58,958 due to higher construction services to third parties.
- (5) Installation and de-installation services at EPM of COP 16,650 and TICSА of COP 9,185.
- (6) Increased mainly explained in EPM with COP 19,642, ADASA with COP 16,354 and DECA with COP 11,360.
- (7) Increase explained by higher chemical, energy and fuel supplies in ADASA of COP 33,449, EPM of COP 13,474 and Aguas Nacionales of COP 4,358.
- (8) Increase in elements and accessories for the provision of public services, mainly in the energy generation and commercialization and Water Supply and Commercialization segments and increase in environmental management costs.
- (9) This item increased mainly in EPM, mainly the costs related to all-risk insurance.
- (10) This variation occurred mainly in EPM due to the fact that the previous year there were higher costs of goods and services in the energy generation and commercialization, and gas distribution and commercialization segments.
- (11) Corresponds to non-cash costs.
- (12) It is disclosed in the item net inventory value reduction, of the statement of cash flows.

Note 18. Administrative expenses

The detail of administrative expenses is as follows:

Administrative expenses	June 30 de 2023	June 30 de 2022	For the three months ended June 30, 2023	For the three months ended June 30, 2022
Personnel Expenses				
Wages and salaries ⁽¹⁾	391,002	311,139	195,880	156,805
Social security expenses ⁽²⁾	87,443	65,042	44,263	33,274
Pension expenses ⁽⁷⁾	31,646	25,396	15,736	12,810
Interest rate benefits to employees	5,766	4,989	3,357	2,352
Other post-employment benefit plans other than pensions ⁽⁷⁾	3,843	2,865	1,936	1,429
Other long-term benefits	2,581	2,235	1,295	1,116
Termination benefits ⁽⁷⁾	1,977	1,445	953	796
Total personnel expenses	524,258	413,111	263,420	208,582
General expenses				
Taxes, contributions and fees	190,473	181,395	102,139	99,965
Commissions, fees and services	74,741	52,367	38,426	31,269
Maintenance	44,918	40,817	22,817	22,529
Intangible assets	44,120	31,486	25,756	14,996
Depreciation of property, plant and equipment ⁽⁶⁾	37,565	35,210	18,263	17,183
Provision for contingencies ^{(6) (7)}	36,696	73,919	10,293	46,139
Amortization of intangible assets ⁽⁶⁾	32,492	30,445	16,334	15,781
General insurance	27,298	23,345	13,675	10,286
Other general expenses	25,179	24,167	11,720	14,693
Surveillance and security	20,395	16,421	10,964	7,625
Licenses and safe-conducts	17,527	9,596	13,863	8,798
Other miscellaneous provisions ^{(5) (6) (7)}	17,286	19,399	8,394	16,200
Amortization of rights of use ⁽⁶⁾	15,800	14,520	7,918	6,896
Advertising and publicity	11,278	7,302	5,796	4,717
Cleaning, cafeteria, restaurant and laundry services	7,765	5,782	3,997	3,615
Christmas lighting	7,525	4,331	3,673	1,755
Fuels and lubricants	7,331	3,414	3,539	2,135
Provision for decommissioning, removal or rehabilitation ^{(6) (7)}	6,997	229	641	229
Public utilities	6,167	6,774	4,055	3,295
Promotion and dissemination	5,589	2,774	3,120	1,489
Communication and transportation	5,442	4,982	2,954	2,870
Provision for guarantees ^{(3) (6) (7)}	5,092	13,353	-1,530	11,623
Leases	5,029	3,334	2,570	1,760
Printed matter, publications, subscriptions and affiliations	3,833	2,576	2,063	1,140
Apprenticeship contracts	3,724	2,982	1,943	1,539
Information processing	2,967	1,991	1,300	841
Materials and supplies	2,954	1,820	442	1,351
Travel and travel expenses	2,593	1,389	1,428	837
Legal expenses	2,547	3,098	886	1,507
EAS technical reserve ^{(4) (6) (7)}	2,253	11,523	1,024	2,632
Administration contracts	1,082	1,167	491	627
Studies and projects	1,005	3,492	956	789
Provision insurance and reinsurance ⁽⁶⁾	895	0	115	0
Total general expenses	676,558	635,400	340,025	357,111
Total	1,200,816	1,048,511	603,445	565,693

Amounts stated in millions of Colombian pesos

- (1) The increase was explained by the salary increase which was impacted by the CPI, being the subsidiaries that contribute the most EPM with \$31,539, Deca \$17,422, TICSAM for \$6,979, ADASA for \$ 5,475, ENSA \$4,548, AFINIA \$3,607 and ESSA \$2,526.
- (2) The variation was due to salary increases, mainly in EPM and DECA.
- (3) Decrease corresponds to updating the provision of guarantees on the occasion of the Hidroituango connection.
- (4) Decrease due to updating the provision of the technical reserve of the EPM Medical Service Unit.
- (5) The variation corresponds to the increase in EPM \$8,585 mainly due to the procedure for environmental sanctions, due to the provisions for high-cost diseases of the EAS due to the increase in the treatment of this type of diseases and the Ituango contingency, offset by an increase the ADASA \$6,473 due to the updates of the provisions for litigation and closing of capital of work, which consists of the return of the existing working capital at the end of the concession term of the Sanitary Concession Transfer Contract, signed between the company and Econssa Chile S.A..
- (6) Corresponds to non-cash expenses.
- (7) Disclosed under provisions, post-employment, and long-term defined benefit plans in the statement of cash flows.

Note 19. Other expenses

The detail of other expenses is as follows:

Other expenses	June 30 de 2023	June 30 de 2022	For the three months ended June 30, 2023	For the three months ended June 30, 2022
Loss on retirement of property, plant and equipment ^{(1) (4) (6)}	26,162	9,038	10,480	4,365
Contributions in non-corporate entities ⁽²⁾	10,963	8,245	5,332	4,227
Effective interest financing services ⁽³⁾	8,941	15,168	5,068	8,311
Other ordinary expenses	5,763	8,006	3,440	5,767
Arbitral awards and extrajudicial conciliations	1,235	982	902	339
Loss on derecognition of rights of use ^{(7) (9)}	844	78	844	78
Court rulings	806	200	322	161
Donations	802	570	774	542
Loss on retirement of inventories ^{(4) (5)}	267	388	107	193
Loss on sale of property, plant and equipment ⁽⁴⁾	106	358	15	18
Loss due to changes in fair value of investment properties ⁽⁴⁾	61	42	-	42
Loss in the withdrawal of intangible assets ^{(4) (6)}	2	1	-	-
Total	55,952	43,076	27,284	24,043

Amounts stated in millions of Colombian pesos

- (1) Increase mainly explained by EPM \$6,272 due to higher write-offs due to obsolescence of assets in the energy generation and commercialization segment and CHEC \$4,909 due to assets written off due to technical obsolescence.

- (2) Corresponds to the contributions made to the EPM Foundation.
- (3) The decrease is explained by the subsidiary Afinia in \$6,642 and corresponds to the valuation of the amortized cost of the financing already invoiced for public energy services.
- (4) Corresponds to non-cash expenses.
- (5) It is disclosed in the caption net inventory value reduction of the statement of cash flows.
- (6) It is disclosed in the result due to disposal of property, plant and equipment, right-of-use assets, intangible assets, and investment properties in the statement of cash flows.

Note 20. Finance income and expenses

20.1 Finance income

The detail of finance income is as follows:

Financial income	June 30 de 2023	June 30 de 2022	For the three months ended June 30, 2023	For the three months ended June 30, 2022
Interest Income:				
Bank deposits ⁽¹⁾⁽³⁾	106,118	39,916	50,857	23,878
Interest on trade receivables and default interest ⁽³⁾	25,192	67,920	13,957	42,814
Interest income from financial assets at amortized cost ⁽³⁾	5,435	7,760	2,656	3,754
Gain from valuation of financial instruments at fair value ^{(2) (4)}	201,787	15,396	12,323	11,730
Gain on trust rights ⁽⁴⁾	38,257	2,608	21,970	1,126
Other financial income ⁽³⁾	26,031	22,529	9,909	14,976
Restricted funds ⁽³⁾	4,399	16,028	1,439	12,455
Gain from valuation of financial instruments at amortized cost ⁽⁴⁾	702	3,017	544	734
Leases ⁽³⁾	584	-	298	-
Funds received in administration ⁽³⁾	207	105	172	102
Yield from monetary restatement ⁽³⁾	163	20	160	19
Total financial income	408,875	175,299	114,285	111,588

- Amounts stated in millions of Colombian pesos -

- (1) The variation is mainly caused by: i) EPM for \$24,519, because there was a higher available balance in deposits from financial institutions, in addition to the increase in bank rates ii) Maxseguros for \$6,618 iii) ADASA for \$9,931 iv) AFINIA for \$4,538 and v) ESSA for \$5,727.
- (2) Increase originated by the measurement at fair value of investments classified in financial instruments, which was mainly due to the allocation of fixed-income securities and the behavior of the market that has presented significant valuations mainly in i) EPM for \$169,901, ii) National Waters for \$7,895, iii) national energy affiliates for \$6,942 and iv) EPM Inversiones for \$1,038.
- (3) It is disclosed in the caption of result by valuation of financial instruments and hedge accounting of the statement of cash flows.
- (4) The increase in the profit from trust rights mainly corresponds to EPM with COP 30,805 and is due to the behavior of the market, which has presented significant valuations that have been reflected in the portfolio's temporary investments. It is disclosed in the cash flow statement in the result from the valuation of financial instruments and hedge accounting.

20.2 Finance expense

The detail of finance expense is as follows:

Finance expense	June 30 de 2023	June 30 de 2022	For the three months ended June 30, 2023	For the three months ended June 30, 2022
Interest expense:				
Interest on lease obligations ⁽³⁾	35,236	29,818	18,180	15,157
Other interest expense ⁽³⁾	19,932	23,523	11,150	(7,436)
Total interest	55,168	53,341	29,330	7,721
Long-term external financing operations ^{(1) (3)}	565,371	379,857	277,887	195,942
Long-term internal financing operations ^{(1) (3)}	363,493	266,113	181,667	200,683
Financial instruments for hedging purposes ^{(2) (3)}	316,691	108,311	169,278	67,697
Interest on financial liabilities and valuation losses on investments and other assets ⁽⁴⁾	133,738	90,297	90,441	30,959
Short-term internal financing operations ^{(1) (3)}	97,019	44,083	46,064	29,235
Short-term external financing operations ^{(1) (3)}	15,696	11,731	7,995	6,923
Fees and commissions other than amounts included in determining the effective interest rate ⁽³⁾	4,145	4,666	2,213	2,347
Total interest expense on other financial liabilities not measured at fair value through profit or loss ⁽³⁾	3,453	438	2,553	228
Total finance expenses	1,554,774	958,837	807,428	541,735

- Amounts in millions of Colombian pesos -

- (1) The variation in financing operations originates mainly in EPM, ESSA and AFINIA due the biggest indebtedness to the increase in interest rates and exchange rates.
- (2) The increase in this item occurs basically in EPM due to the behavior of interest rates and exchange rates.
- (3) It is disclosed in the caption of expenses for interests and commissions of the statement of cash flows.
- (4) For presentation purposes in the statement of cash flows: \$77,271 (2022: \$57,376) is disclosed in the result of valuation of financial instruments and hedge accounting caption and \$56,467 (2022: \$32,920) is disclosed in the caption of provisions for tax obligations, insurance and reinsurance and financial updating.

Note 21. Net foreign exchange difference

The effect on foreign currency transactions is as follows:

Exchange difference, net	June 30, 2023	June 30, 2022	For the three months ended June 30, 2023	For the three months ended June 30, 2022
Exchange difference income				
<u>Own position</u>				
For goods and services and others	43,740	8,384	24,711	(9,283)
For liquidity	10,783	131,692	5,547	129,734
Receivables	17,972	51,304	(19,115)	(7,763)
Provisions	13,382	2,718	12,445	(59)
Other adjustments due to exchange differences	-	2,936	(5,524)	2,740
<u>Financial</u>				
Gross Income	1,494,258	4,555	1,011,223	(576,041)
Debt hedging	-	231,977	-	5,170
Total foreign exchange difference income	1,580,135	433,566	1,029,287	(455,502)
Foreign exchange difference expense				
<u>Own position</u>				
For goods and services and others	15,270	15,892	346	13,427
For liquidity	70,476	131,133	28,413	(48,820)
Receivables	81,499	113,541	80,963	61,442
Other adjustments due to exchange differences	9,349	156	(32)	(5,554)
<u>Financing operation</u>				
Gross expense	179,230	364,560	123,184	333,182
Debt coverage	974,799	-	686,684	(597,604)
Total foreign exchange difference expense	1,330,623	625,282	919,558	(243,927)
Exchange difference, net	249,512	(191,716)	109,729	(211,575)

- Amounts stated in millions of Colombian pesos -

The net accumulated income for exchange difference amounts to \$249,512, the main income corresponds to the exchange difference in dollars for \$1,494,258 and the expense for debt restatement of \$974,799, associated with the accumulated devaluation of the Colombian peso during the period, which to date amounts to 12,87% (2022: revaluation of 5,85%).

The rates used for foreign currency translation in the consolidated financial statements are as follows:

Currency	Currency Code	Exchange to USD as of June 30		Exchange rate as of June 30		Average exchange rate	
		2023	2022	2023	2022	2023	2022
United States Dollar	USD	-	-	4,191.28	3,748.15	4,209.27	3,807.17
Guatemalan quetzal	GTQ	7.85	7.68	534.21	487.93	537.01	494.62
Mexican peso	MXP	17.14	19.94	244.59	187.95	243.89	185.25
Chilean peso	CLP	802.68	786.92	5.22	4.76	5.26	4.77

Note 22. Income tax

As of June 30, 2022, the effective rate of income tax was 30.12% (as of June 30, 2022, 26.61%):

Income Tax	June 30, 2023	June 30, 2022
Profit of the period before taxes from continuing activities	3,839,442	2,963,484
Current income tax	1,130,274	868,492
Deferred income tax	26,221	(80,025)
Total income tax	1,156,495	788,467
Effective rate	30.12%	26.61%

- Amounts stated in millions of Colombian pesos -

The variation in the effective rate originated from a combined effect of items, such as:

- Increase in the nominal rate of occasional income tax in Colombia that went from 10% in 2022 to 15% in 2023, which represents a higher expense in deferred tax in the reporting period.
- The elimination of the possibility of taking 50% of the Industry and Commerce Tax paid as a tax discount as of the effective date of Law 2277, which is as of January 1, 2023. The aforementioned Law allows taking the deductibility of this tax as of the tax year being reported.
- Variation in profit before taxes due to the elimination in the consolidation process of permanent items such as the equity method, also due to the adjustment of the deferred tax associated with unrealized profits from intragroup transactions, affecting the effective tax rate of the consolidated.
- The effective tax rate is below the nominal income rate of the countries where Grupo EPM is present, mainly due to the use of tax benefits in Colombia such as: special deduction for investments in real productive fixed assets, exclusive benefit in the Head Office and permitted by the Legal Stability Contract signed with the Nation through the Ministry of Mines and Energy; income from untaxed dividends under the Colombian Holding Companies Regime, special deductions and tax discounts for investments in Science, Technology and Innovation; investments in control, conservation and improvement of the environment.
- Higher value of the current tax in the reporting period due to lower compensation of tax losses in some subsidiaries of the Group, compared to the same period of the previous year.

Note 23. Related party disclosures

EPM, parent company of the EPM Group, is an industrial and commercial company of the State, decentralized of the municipal order, whose sole owner is the Municipality of Medellín. Its capital is not divided into shares.

Subsidiaries, associates and joint ventures, including subsidiaries of associates and joint ventures, key management personnel, as well as entities over which key management personnel may exercise control or joint control and post-employment benefit plans for the benefit of employees are considered related parties of the Group.

The balances and transactions between the companies of the EPM Group have been eliminated in the consolidation process and are not disclosed in this note. The total amount of the transactions

carried out by the Group with its related parties during the corresponding period is presented below:

Transactions and balances with related parties	Income ⁽¹⁾	Costs/ Expenses ⁽²⁾	Amounts receivable ⁽³⁾	Amounts payable ⁽⁴⁾	Guarantees and collateral received ⁽⁵⁾
Associates:					
June 2023	38,202	21,780	19,253	4,358	-
December 2022	62,838	43,277	13,105	8,947	-
Key management personnel of the company or its controlling company:					
June 2023	1	13,317	1,262	4,684	903
December 2022	5	50,941	875	4,137	903
Other related parties:	-	-	-	-	-
June 2023	80,222	51,243	91,907	676,402	-
December 2022	207,939	100,406	94,440	14,474	-

- Amounts stated in millions of Colombian pesos -

- (1) Revenues generated from transactions with associated companies correspond to the sale of services related to information and communication technologies, information services and complementary activities related and/or related to them. Revenues generated with other related parties correspond mainly to the sale of energy, rendering of public services and financial services. The detail of the income obtained by the Group from its related parties is as follows:

	Revenues	June 30, 2023	December 31, 2022
Associates	Sale of goods and services	30,957	53,057
	Interest	3	54
	Other	7,243	9,728
Key management personnel of the company or its controlling company	Sale of goods and services	1	5
Other related parties	Sale of goods and services	61,809	46,375
	Interest	-	67
	Fees	(20)	703
	Other	18,432	160,793
Total income from related parties		118,425	270,782

- Amounts stated in millions of Colombian pesos -

- (2) Corresponds to costs and expenses arising from transactions involving the purchase of energy, acquisition of goods and services, including services related to communications and complementary activities, with associates and other related parties. The detail of the costs and expenses incurred by the Group with its related parties is as follows:

	Costs and Expenses	June 30, 2023	December 31, 2022
Associates	Purchase of goods and services	20,742	41,160
	Fees	965	2,105
	Other	74	12
Key management personnel of the company or its controlling company	Purchase of goods and services	3,048	16,902
	Fees	7,014	11,595
	Other	3,255	22,444
Other related parties	Purchase of goods and services	12,942	36,558
	Interest	-	2
	Fees	2,081	3,759
	Other	36,220	60,088
Total costs and expenses incurred with related parties		86,341	194,625

- Amounts stated in millions of Colombian pesos -

- (3) The Group maintains accounts receivable with its related parties derived from the sale of energy, rendering of public services, sale of services associated to information and communications technologies, information services, among others. The EPM Group qualifies the portfolio under criteria that allow prioritizing the management of its recovery through the departments in charge of it or collection entities. The collection applies according to the billing cycle with respect to residential public services.
- (4) The payment policy, for the most part, is 30 days from the date the invoice is filed.
- (5) The guarantees and collateral received correspond to mortgage guarantees on housing loans granted to key management personnel.

Transactions between the Group and its related parties are carried out under conditions equivalent to those existing in transactions between independent parties, in terms of their purpose and conditions.

Transactions and balances with related government entities

The surpluses paid during the period to the Municipality of Medellín as of June 30, 2023 it was for \$1,020,217 (2022 \$1,171,633).

Remuneration to the Board of Directors and key personnel of the Group:

The remuneration of the members of the Board of Directors and key management personnel of the Group is as follows:

Concept	June 30, 2023	December 31, 2022
Wages and other short-term employee benefits	19,995	48,522
Pensions and other post-employment benefits	476	978
Other long-term employee benefits	778	1,193
Remuneration to key management personnel	21,249	50,693

- Amounts stated in millions of Colombian pesos -

The amounts disclosed are the amounts recognized as a cost or expense during the reported period for compensation of key management personnel.

Note 24. Capital management

The Group's capital includes indebtedness through the capital market, commercial banking, development banking, development agency, and multilateral banking, at a national and international level.

The Group manages its capital with the objective of planning, managing, and evaluating the attainment of financial resources in the national and international financial markets, for strategic investments and investment projects, through different options that optimize the cost, that guarantee the maintenance of adequate financial indicators and adequate risk rating and minimizes financial risk. For the above, it has defined the following capital management policies and processes:

Financing management: financing management includes the performance of all long-term credit operations, to guarantee the timely availability of the resources required for the normal operation of the company and to materialize investment and growth decisions, trying to optimize financing costs.

The Group is not subject to external capital requirements.

The Group has not made any changes to its capital management objectives, policies, and processes during the period ended as of the cut-off date, nor has it been subject to external capital requirements.

In order to deal with changes in economic conditions, the Group implements proactive mechanisms for managing its financing, enabling different financing alternatives to the extent feasible, so that, when it is required to execute any long-term credit operation, it has access to the source that is available at each market moment in competitive conditions and with the necessary opportunity.

The values that the Group manages as capital are presented below:

Capital management	June 30, 2023	December 31, 2021
Bonds and loans		
Commercial bank loans	8,143,203	9,053,293
Multilateral bank loans	1,060,304	1,163,243
Development bank loans	1,934,402	2,292,111
Bonds and securities issued	15,841,623	16,866,622
Other loans	-	115,000
Total debt	26,979,532	29,490,269
Total capital	26,979,532	29,490,269

- Amounts stated in millions of Colombian pesos -

Note 25. Fair value measurement on a recurring and non-recurring basis

The methodology established in IFRS 13 Fair Value Measurement specifies a hierarchy in valuation techniques based on whether the variables used in determining fair value are observable or unobservable. The Group determines the fair value on a recurring and non-recurring basis, as well as for disclosure purposes:

- Based on quoted prices in active markets for identical assets or liabilities that the Group can access on the measurement date (level 1).
- Based on valuation techniques commonly used by market participants that use variables other than quoted prices that are directly or indirectly observable for assets or liabilities (level 2).
- Based on internal cash flow discount valuation techniques or other valuation models, using variables estimated by the Group that are unobservable for the asset or liability, in the absence of variables observed in the market (level 3).

During 2023 and 2022 in the Group no transfers were made between fair value hierarchy levels, both for transfers in and transfers out of the levels, when.

Valuation techniques and variables used by the Group to measure fair value for recognition and disclosure:

Cash and cash equivalents: include fixed income instruments and fiduciary charges. The latter reflects the balance of the Collective Investment Funds (FIC) owned by the EPM Group. These funds are used as a savings and investment mechanism and are managed by trust companies. Through these funds, resources are invested in a portfolio of assets that are updated at fair value. The EPM Group uses the market approach as a valuation technique for this item, these items are classified in level 1 of the fair value hierarchy.

Investments at fair value through profit or loss and through equity corresponds to the investments made to optimize liquidity surpluses, that is, all those resources that are not immediately allocated to the development of the activities that constitute the corporate purpose of the companies. Additionally, it includes the resources delivered to a financial institution as collateral for the sale of the Los Cururos Wind Farm and EPM Transmission Chile. The EPM Group uses the market approach as a valuation technique, these items are classified in level 1 of the fair value hierarchy.

Equity investments: corresponds to the resources placed in equity securities of national or foreign entities, represented in shares or parts of social interest. The methodologies used are the market price for those listed on the stock exchange (level 1) and the discount of cash flows for the rest (level 3).

Fiduciary rights: corresponds to the rights originated by virtue of the execution of commercial fiduciary contracts. The EPM Group uses the market approach as a valuation technique, these items are classified at level 1.

Derivative instruments: The Group uses derivative financial instruments, such as forward contracts, futures contracts, financial swaps (swaps), and options, to hedge various financial risks, mainly the risk of interest rate, exchange rate, and price of basic products (commodities). Such derivative financial instruments are initially recognized at their fair value on the date the derivative contract is entered into and are subsequently remeasured at their fair value. The Group uses discounted cash flow as a valuation technique for swaps, in an income approach. The variables used are Interest rate swap curve for rates denominated in dollars, to discount flows in dollars; and External Interest Rate Swap Curve for rates denominated in pesos, to discount flows in pesos. These items are classified in level 2 of the fair value hierarchy. Regarding Zero Cost Collar options, the Black and Scholes model is used as a reference, which analyzes the value of options based on

the price of the asset underlying the option and follows a continuous stochastic process of Gauss-Wiener evolution with mean and constant instantaneous variance. These items are classified in level 2 of the fair value hierarchy. Additionally, for the put option of the climatic derivative, the Montecarlo method is used as a valuation technique, which simulates the non-financial variable (rainfall measured in two meteorological stations located in the basins of two of the most important rivers in EPM's area of influence: Río Abajo and Riogrande I) in a series of situations or possible scenarios for a given event, including the limits and present value of the flows defined in the contract. This item is classified in level 3 of the fair value hierarchy because variables not obtained from observable market data are used.

Trade receivables: made up of the account receivable originating from the business combination for the acquisition of the subsidiary Empresas Públicas de Rionegro, for its valuation the discount of the payment flows is considered, applying the weekly deposit rates for CDT at 360 days. published by the Banco de la República; and for the account receivable associated with the contract for the firm supply of liquid fuel (ACPM) for the La Sierra and Termodorada thermoelectric plants, which is updated according to the value of the fuel unit stipulated in the contract. Both items are classified in level 3 of the fair value hierarchy.

Investment properties: are properties (land or buildings, considered in whole or in part, or both) that are held (by the Group in its own name or through a financial lease) to obtain rents, capital gains, or both, in place of for:

- Its use in the production or supply of goods or services, or for administrative purposes; or
- Their sale in the ordinary course of operations.

The Group uses two valuation techniques for these items. Within the market approach, the comparative or market method is used, which consists of deducting the price by comparing transactions, supply and demand, and appraisals of similar or comparable real estate, prior adjustments for time, composition, and location. Within the cost approach, the residual method is used, which is applied only to buildings and is based on the determination of the updated construction cost, less depreciation due to age, and state of conservation. Both items are classified in level 3 of the fair value hierarchy.

Contingent considerations: arising from the business combinations in the acquisitions of the subsidiaries Espiritu Santo Energy S. de RL and Empresas Varias de Medellín SA ESP - EMVARIAS, the discount of the payment flows is considered by applying the discount rates: Libor rate and TES rate, respectively. These items are classified in level 3 of the fair value hierarchy.

Other accounts payable: corresponds to the premium payable for a weather derivative whose valuation technique is the average of expected future flows, discounted at a risk-free rate plus a spread that considers the possibility of default (own credit risk). This item is classified in level 3 of the fair value hierarchy because variables not obtained from observable market data are used, such as own credit risk.

The following table shows, for each of the fair value hierarchy levels, the assets and liabilities of the Group measured at fair value regularly at the cut-off date:

Fair value on a recurring basis as of June 30, 2023	Book value	Level 1	Level 2	Level 3	Total
Assets					
Cash and cash equivalents	415,856	415,856	-	-	415,856
Total negotiable or designated at fair value (See note 12)	415,856	415,856	-	-	415,856
Fixed income securities	468,250	468,250	-	-	468,250
Equity securities investments at fair value	245,843	245,843	-	-	245,843
Investments pledged or pledged in guarantee	259,273	259,273	-	-	259,273
Total other investments at fair value (See note 11)	973,366	973,366	-	-	973,366
Variable income securities other equity investments	1,700,770	1,693,070	-	7,700	1,708,470
Total other equity investments (See note 11)	1,700,770	1,693,070	-	7,700	1,708,470
Trust in administration	356,804	356,804	-	-	356,804
Total trust rights (See note 11)	356,804	356,804	-	-	356,804
Put Options	47,535	-	-	47,535	95,070
Future contracts	672	-	672	-	1,344
Derivative swaps	1,966	-	1,966	-	3,932
Total derivatives	-	-	-	-	-
	50,173	-	2,638	47,535	100,346
Other accounts receivable					
Total debtors (See note 10)	48,162	-	-	48,162	96,324
	48,162	-	-	48,162	96,324
Investment properties Urban and rural land					
Investment property Buildings and houses	151,146	-	-	151,146	302,292
Total investment properties	36,793	-	-	36,793	73,586
	187,939	-	-	187,939	375,878
Liabilities					
Provision - business combination					
Total contingent consideration (See note 14)	158,462	-	-	158,462	316,924
	158,462	-	-	158,462	316,924
Other accounts payable					
Total accounts payable	-	-	-	-	-
	-	-	-	-	-
Swaps derivative liabilities					
Total derivative liabilities	572,267	-	572,267	-	1,144,534
	572,267	-	572,267	-	1,144,534
Total fair value on a recurring basis					
Amounts stated in millions of Colombian pesos	3,002,341	3,439,096	(569,629)	132,874	2,565,586

Fair value on a recurring basis as of December 31, 2022	Book value	Level 1	Level 2	Level 3	Total
Assets					
Cash and cash equivalents	812,232	812,232	-	-	812,232
Total negotiable or designated at fair value	812,232	812,232	-	-	812,232
Fixed income securities	560,166	560,166	-	-	560,166
Equity securities investments at fair value	128,814	128,814	-	-	128,814
Investments pledged or pledged in guarantee	233,004	233,004	-	-	233,004
Total other investments at fair value (See note 11)	921,984	921,984	-	-	921,984
Variable income securities other equity investments	2,100,071	2,092,266	-	7,805	2,100,071
Total other equity investments (See note 11)	2,100,071	2,092,266	-	7,805	2,100,071
Trust in administration	334,492	334,492	-	-	334,492
Total trust rights (See note 11)	334,492	334,492	-	-	334,492
Put Options	67,870	-	-	67,870	67,870
Derivative swaps	466,733	-	466,733	-	466,733
Collar Options	-	-	-	-	-
Total derivatives	534,603	-	466,733	67,870	534,603
Other accounts receivable	47,105	-	-	47,105	47,105
Total debtors (See note 10)	47,105	-	-	47,105	47,105
Investment properties Urban and rural land	153,781	-	-	153,781	153,781
Investment property Buildings and houses	36,793	-	-	36,793	36,793
Total investment properties	190,574	-	-	190,574	190,574
Liabilities					
Provision - business combination	164,112	-	-	164,112	164,112
Total contingent consideration (See note 14)	164,112	-	-	164,112	164,112
Other accounts payable	49,089	-	-	49,089	49,089
Total accounts payable	49,089	-	-	49,089	49,089
Swaps derivative liabilities	4,065	-	4,065	-	4,065
Total derivative liabilities	4,065	-	4,065	-	4,065
Total fair value on a recurring basis	4,723,795	4,160,974	462,668	100,153	4,723,795

- Amounts stated in millions of Colombian pesos -

No transfers between levels were made during 2023.

The following tables present a reconciliation of the Group's assets and liabilities measured at fair value on a recurring basis using unobservable variables (classified in level 3 of the fair value hierarchy) as of June 30, 2023 and December 31, 2022:

Changes in level 3 of the fair value hierarchy June 30, 2023	Initial balance	Changes recognized in income	Changes recognized in other comprehensive income	Acquisitions	Sales and transfers	Settlements	Final balance
Assets							
Variable income securities other equity investments	7,805	-	(105)	-	-	-	7,700
Total other equity investments (See note 11)	7,805	-	(105)	-	-	-	7,700
Options							
Options	67,870	(20,335)	-	-	-	-	47,535
Total derivatives	67,870	(20,335)	-	-	-	-	47,535
Other accounts receivable							
Other accounts receivable	47,105	1,057	-	-	-	-	48,162
Total receivables	47,105	1,057	-	-	-	-	48,162
Investment properties Urban and rural land							
Investment properties Urban and rural land	153,781	-	(2,635)	-	-	-	151,146
Investment properties Buildings and houses	36,793	-	-	-	-	-	36,793
Total investment properties	190,574	-	(2,635)	-	-	-	187,939
Liabilities							
Provision - business combination	164,112	(5,650)	-	-	-	-	158,462
Total contingent consideration (See Note 14)	164,112	(5,650)	-	-	-	-	158,462
Other accounts payable							
Other accounts payable	49,090	-	-	-	-	(49,090)	-
Total accounts payable	49,090	-	-	-	-	(49,090)	-

- Amounts stated in millions of Colombian pesos -

Changes in level 3 of the fair value hierarchy December 31, 2022	Initial balance	Changes recognized in income	Changes recognized in other comprehensive income	Acquisitions	Sales and transfers	Settlements	Final balance
Assets							
Variable income securities other equity investments	8,043	-	(238)	-	-	-	7,805
Total other equity investments (See note 12)	8,043	-	(238)	-	-	-	7,805
Options							
Options	102,210	(3,434)	-	-	-	-	67,870
Total derivatives	102,210	(3,434)	-	-	-	-	67,870
Other accounts receivable							
Other accounts receivable	23,187	23,918	-	-	-	-	47,105
Total receivables	23,187	23,918	-	-	-	-	47,105
Investment properties Urban and rural land							
Investment properties Urban and rural land	136,211	-	1,757	-	-	-	153,781
Investment properties Buildings and houses	31,119	-	5,674	-	-	-	36,793
Total investment properties	166,330	-	7,431	-	-	-	190,574
Liabilities							
Provision - business combination	165,214	(1,102)	-	-	-	-	164,112
Total contingent consideration (See Note 15)	165,214	(1,102)	-	-	-	-	164,112
Other accounts payable							
Other accounts payable	91,317	20,844	-	-	-	(63,071)	49,090
Total accounts payable	91,317	20,844	-	-	-	(63,071)	49,090

- Amounts stated in millions of Colombian pesos -

The value and estimated fair value of the Group's assets and liabilities that are not recognized at fair value in the consolidated statement of financial position, but require disclosure at fair value, as of June 30, 2023 and December 31, 2022 is the following:

June 30, 2023	Book value	Level 2	Total
Assets			
Utility Services	8,628,957	8,584,898	8,584,898
Employees	230,549	204,707	204,707
Construction contracts	7,809	7,809	7,809
Other accounts receivable	1,809,695	1,570,997	1,570,997
Total Assets	10,677,010	10,368,412	10,368,412
Liabilities			
Development bank loans	1,934,402	1,860,689	1,860,689
Multilateral bank loans	1,060,304	908,348	908,348
Commercial bank loans	8,143,203	8,198,287	8,198,287
Bonds and securities issued	15,841,623	13,535,750	13,535,750
Other liabilities	-	-	-
Total liabilities	26,979,532	24,503,074	24,503,074
Total	(16,302,522)	(14,134,662)	(14,134,662)

- Amounts stated in millions of Colombian pesos -

December 31, 2022	Book value	Level 2	Total
Assets			
Utility Services	7,958,729	7,940,569	7,940,569
Employees	224,225	198,662	198,662
Construction contracts	5,140	5,140	5,140
Other accounts receivable	1,757,839	1,751,547	1,751,547
Total Assets	9,945,933	9,895,918	9,895,918
Liabilities			
Development bank loans	2,292,111	2,292,111	2,292,111
Multilateral bank loans	1,163,243	1,163,243	1,163,243
Commercial bank loans	9,053,293	9,053,293	9,053,293
Bonds and securities issued	16,866,622	13,995,066	13,995,066
Other liabilities	115,000	111,786	111,786
Total liabilities	29,490,269	26,615,499	26,615,499
Total	(19,544,336)	(16,719,581)	(16,719,581)

- Amounts stated in millions of Colombian pesos -

As of June 30, 2023, and 2022, there were no concepts in levels 1 and 3.

Note 26. Operating segments

26.1 Segment information

For management purposes, the Group is organized into segments based on its products and services, and has the following eight operating segments for which information is presented:

- Electricity Generation and Commercialization Segment, whose activity consists of the production of energy and commercialization of large blocks of electricity, based on the acquisition or development of a portfolio of energy proposals for the market.
- Electricity Distribution and Commercialization Segment, whose activity consists of transporting electricity through a set of lines and substations, with their associated equipment, operating at voltages lower than 220 KV, the commercialization of energy to the end user of the regulated market and the development of related and complementary activities. It includes the Regional Transmission System (STR), the Local Distribution System (SDL), the public lighting service and the provision of associated services.
- Electricity Transmission Segment, whose activity consists of transporting energy in the National Transmission System (STN), composed of the set of lines, with their corresponding connection equipment, operating at voltages equal to or higher than 220 KV. The National Transmitter (TN) is the legal entity that operates and transports electric energy in the STN or has incorporated a company whose purpose is the development of such activity.
- The Natural Gas Distribution and Commercialization segment, whose activity consists of transporting gas from the city gate to the end user through medium and low-pressure pipelines. It includes the sale of gas through different systems, including distribution by network, natural gas for vehicles, compressed natural gas and service stations.
- Water Supply and Commercialization Segment, whose activity consists of conceptualizing, structuring, developing and operating systems to supply water. It includes the commercial management of the portfolio of services related to the supply of water for different uses, in addition to the use of the production chain, specifically in the production of energy, and the supply of raw water.
- Management and Commercialization of Wastewater Segment, includes the activities of conceptualizing, structuring, developing and operating wastewater systems and solid waste management, in addition to the use of the production chain, specifically in the production of energy and gas.
- Management and Commercialization of Solid Waste Segment includes carrying out commercial management related to these services and the use of biosolids and other by-products of wastewater treatment, and solid waste management.
- Other segment, which corresponds to other activities that are not included in the segments listed above. Includes: Adapted Health Entity (EAS) and Medical and Dental Services Unit, billing and collection services for third parties, income received from investment properties (leases), social financing, EATIC Laboratory tests, provision of specialized transportation service and services associated with information and communication technologies, information services and complementary activities related or related to them.

The Group has not aggregated operating segments to form these eight reportable segments; however, it carries out the activity of energy trading, which consists of the purchase of electricity in the wholesale market and its sale to other market agents or to regulated or unregulated end-users. Therefore, the Group includes the financial information of this activity in the corresponding segments that contain this activity.

Management monitors the operating results of the operating segments separately for the purpose of making decisions on the allocation of resources and evaluating their performance. Segment performance is evaluated on the basis of income or loss from operations before income taxes and discontinued operations and is measured on a consistent basis with income or loss from operations in the consolidated financial statements.

Transfer prices between operating segments are agreed upon as between independent parties in a manner similar to that agreed upon with third parties.

June 30, 2023	Generation	Transmission	Distribution	Gas	Water supply	Wastewater management	Solid waste management	Other segments	Total segments	Intersegment eliminations	Consolidated
Revenues from external customers	2,873,113	182,420	12,321,724	740,525	1,139,858	725,180	163,233	127,931	18,273,984	-	18,273,984
Inter-segment revenues	390,258	84,822	412,594	23,894	23,491	29,042	442	70,411	1,034,954	(1,034,954)	-
Total net revenue	3,263,371	267,242	12,734,318	764,419	1,163,349	754,222	163,675	198,342	19,308,938	(1,034,954)	18,273,984
Costs and expenses without depreciation, amortization, provisions and impairment of P	(1,333,292)	(48,497)	(9,668,939)	(631,687)	(572,028)	(397,906)	(128,507)	(183,827)	(12,964,683)	966,641	(11,998,042)
Depreciation, amortization, provisions and impairment of P	(248,035)	(36,789)	(446,592)	(11,621)	(155,432)	(65,196)	(34,717)	(18,556)	(1,016,938)	21,980	(994,958)
Impairment of trade receivable	(20,544)	788	(448,309)	99	(21,242)	(6,271)	(166)	(19,784)	(515,429)	(19)	(515,448)
Other expenses	(10,890)	(965)	(36,082)	(672)	(6,190)	(1,931)	(62)	(233)	(57,025)	1,073	(55,952)
Interest and yield income	51,931	4,885	106,388	6,164	32,366	54,707	5,922	39,222	301,585	(126,667)	174,918
Finance income (other than interest and yields)	22,327	2,246	51,016	12,040	11,573	14,528	1,295	118,932	233,957	-	233,957
Total finance income	74,258	7,131	157,404	18,204	43,939	69,235	7,217	158,154	535,542	(126,667)	408,875
Interest expense	(423,555)	(47,136)	(355,914)	(42,089)	(235,109)	(115,684)	(6,873)	(320,976)	(1,547,336)	130,444	(1,416,892)
Finance expenses (other than interest)	(76,316)	(143)	(33,056)	(944)	(12,256)	(5,566)	(7,348)	(3,081)	(138,710)	828	(137,882)
Total finance expense	(499,871)	(47,279)	(388,970)	(43,033)	(247,365)	(121,250)	(14,221)	(324,057)	(1,686,046)	131,272	(1,554,774)
Net foreign exchange difference	128,860	741	97,546	3,057	76,692	11,609	(1)	(68,972)	249,532	(20)	249,512
Equity method in the profit or loss of associates and joint vent	-	-	-	-	-	-	-	(151,892)	(151,892)	-	(151,892)
Effect of share in equity investments	-	-	1,330	-	-	-	-	178,138	179,468	(1,331)	178,137
Profit or loss before income tax for the period	1,353,857	142,372	2,001,706	98,766	281,723	242,512	(6,782)	(232,687)	3,881,467	(42,025)	3,839,442
Income tax	(311,318)	(32,566)	(640,251)	(34,783)	(34,533)	(78,818)	1,691	(46,863)	(1,177,441)	20,946	(1,156,495)
Net movement in regulatory accounts related to profit or loss	-	-	31,953	-	-	-	-	-	31,953	-	31,953
Net profit or loss for the period	1,042,539	109,806	1,393,408	63,983	247,190	163,694	(5,091)	(279,550)	2,735,979	(21,079)	2,714,900
Total assets without investments in associates and joint vent	24,950,976	2,515,701	26,622,369	1,510,084	9,348,593	7,802,478	463,715	4,883,577	78,097,493	(5,543,130)	72,554,363
Investments in associates and joint ventures accounted for b	-	-	-	-	-	-	-	1,018,128	1,018,128	-	1,018,128
Deferred assets related to regulatory account balances	-	-	87,799	-	-	-	-	-	87,799	-	87,799
Total assets and debit balances of deferred regulatory ac	24,950,976	2,515,701	26,710,168	1,510,084	9,348,593	7,802,478	463,715	5,901,705	79,203,420	(5,543,130)	73,660,290
Total liability	14,115,813	1,231,540	14,808,704	956,713	5,635,338	4,101,620	414,533	5,872,152	47,136,413	(4,458,163)	42,678,250
Deferred liabilities related to regulatory account balances	-	-	26,340	-	-	-	-	-	26,340	-	26,340
Total liabilities and credit balances from deferred regulatory	14,115,813	1,231,540	14,835,044	956,713	5,635,338	4,101,620	414,533	5,872,152	47,162,753	(4,458,163)	42,704,590
Additions to non-current assets	700,045	42,145	984,728	4,805	340,289	127,426	18,024	33,010	2,250,472	-	2,250,472

- Amounts stated in millions of Colombian pesos -

June 30, 2022	Generation	Transmission	Distribution	Gas	Water supply	Wastewater management	Solid waste management	Other segments	Total segments	Intersegment eliminations	Consolidated
Revenues from external customers	2,155,034	149,793	10,565,801	613,974	852,556	550,590	139,740	101,073	15,128,561	-	15,128,561
Inter-segment revenues	553,421	66,963	382,390	153,633	13,423	10,156	1,113	57,898	1,238,997	(1,238,997)	-
Total net revenue	2,708,455	216,756	10,948,191	767,607	865,979	560,746	140,853	158,971	16,367,558	(1,238,997)	15,128,561
Costs and expenses without depreciation, amortization, provisions and impairment of PP&E and intangibles	(1,375,841)	(42,707)	(8,146,312)	(649,529)	(392,480)	(248,919)	(109,055)	(146,312)	(11,111,155)	1,174,428	(9,936,727)
Depreciation, amortization, provisions and impairment of PP&E and intangible assets	(168,621)	(32,381)	(417,692)	(11,063)	(117,095)	(57,943)	(25,022)	(29,529)	(859,346)	19,561	(839,785)
Impairment of trade receivable	2,351	1,063	(349,791)	328	(12,375)	(27,126)	497	(16,411)	(401,464)	(676)	(402,140)
Other expenses	(5,178)	(284)	(27,513)	(520)	(9,080)	(1,214)	(47)	(99)	(43,935)	859	(43,076)
Interest and yield income	33,546	1,170	76,254	1,695	9,455	25,987	1,233	10,758	160,098	(33,501)	126,597
Finance income (other than interest and yields)	10,066	1,227	18,083	(61)	7,047	5,681	1,295	5,364	48,702	-	48,702
Total finance income	43,612	2,397	94,337	1,634	16,502	31,668	2,528	16,122	208,800	(33,501)	175,299
Interest expense	(168,220)	(28,132)	(200,595)	(26,655)	(185,824)	(77,659)	(1,477)	(213,116)	(901,678)	37,803	(863,875)
Finance expenses (other than interest)	(57,611)	(148)	(15,331)	(541)	(8,000)	(6,164)	(4,105)	(3,783)	(95,683)	721	(94,962)
Total finance expense	(225,831)	(28,280)	(215,926)	(27,196)	(193,824)	(83,823)	(5,582)	(216,899)	(997,361)	38,524	(958,837)
Net foreign exchange difference	(99,449)	470	(44,897)	(182)	272	(1,842)	(1)	(46,203)	(191,832)	116	(191,716)
Equity method in the profit or loss of associates and joint ventures	-	-	-	-	-	-	-	(45,126)	(45,126)	-	(45,126)
Effect of share in equity investments	2	3	1,081	-	-	-	-	76,977	78,063	(1,032)	77,031
Profit or loss before income tax for the period	879,500	117,037	1,841,478	81,079	157,899	171,547	4,171	(248,509)	3,004,202	(40,718)	2,963,484
Income tax	(186,271)	(25,259)	(504,553)	(26,169)	(1,505)	(94,139)	(1,055)	37,503	(801,448)	12,981	(788,467)
Net movement in regulatory accounts related to profit or loss for the period	-	-	(30,438)	-	-	-	-	-	(30,438)	-	(30,438)
Net profit or loss for the period	693,229	91,778	1,306,487	54,910	156,394	77,408	3,116	(211,006)	2,172,316	(27,737)	2,144,579
Total assets without investments in associates and joint ventures and debit balances of deferred regulatory accounts	23,603,658	2,436,634	23,797,800	1,444,735	7,775,674	6,876,238	349,741	4,734,998	71,019,478	(3,517,269)	67,502,209
Investments in associates and joint ventures accounted for by the equity method	-	-	-	-	-	-	-	1,366,001	1,366,001	-	1,366,001
Deferred assets related to regulatory account balances	-	-	110,887	-	-	-	-	-	110,887	-	110,887
Total assets and debit balances of deferred regulatory accounts	23,603,658	2,436,634	23,908,687	1,444,735	7,775,674	6,876,238	349,741	6,100,999	72,496,366	(3,517,269)	68,979,097
Total liability	13,848,724	1,291,014	13,458,534	956,151	4,357,908	3,453,187	293,812	5,504,873	43,164,203	(2,481,114)	40,683,089
Deferred liabilities related to regulatory account balances	-	-	33,266	-	-	-	-	-	33,266	-	33,266
Total liabilities and credit balances from deferred regulatory accounts	13,848,724	1,291,014	13,491,800	956,151	4,357,908	3,453,187	293,812	5,504,873	43,197,469	(2,481,114)	40,716,355
Additions to non-current assets	1,153,300	34,172	809,402	4,975	247,683	82,947	5,756	38,878	2,377,113	-	2,377,113

- Amounts stated in millions of Colombian pesos -

26.2 Information by geographic area

Revenues from external customers

Country	June 30, 2023	June 30, 2022
Colombia (country of domicile of EPM)	12,758,874	10,873,827
Guatemala	2,154,475	1,666,438
Panamá	1,612,389	1,382,031
El Salvador	797,705	692,211
Chile	632,136	371,761
México	251,430	122,843
Ecuador	41,097	776
Bermuda	29,037	20,883
International intersegment eliminations	(3,159)	(2,209)
Total countries other than Colombia	5,515,110	4,254,734
Total consolidated revenues	18,273,984	15,128,561

Amounts stated in millions of Colombian pesos

La Revenue information is based on the location of the customer.

There is no customer in the Group that generates more than 10% of its revenues.

Non-current assets

Country	June 30, 2023	June 30, 2022
Colombia (country of domicile of EPM)	40,713,213	37,982,084
Chile	4,063,089	3,542,859
Panamá	3,021,605	3,260,907
Guatemala	3,256,166	3,448,649
El Salvador	477,188	498,764
México	12,913	17,751
Total countries other than Colombia	10,830,961	10,768,930
Total non-current assets	51,544,174	48,751,014

Amounts stated in millions of Colombian pesos

For these purposes, non-current assets include property, plant and equipment, intangible assets and investment properties including assets for the acquisition of subsidiaries and goodwill.

Note 27. Events after the reporting period

EPM has been exploring different alternatives within the framework of the current regulatory framework (CREG Resolutions 012 of 2020, CREG 101 031 of 2022 and Law 142), in order to achieve stability in the electricity rates and a relief in the interest rate applicable to the balance of the tariff option. For this purpose, on July 5, the Board of Directors authorized analyzing the regulatory routes along with the Ministry and other national authorities, in order to allocate up to COP 100 thousand million for this purpose, subject to the prior opinion and feasibility of the regulatory entities on the regulatory tools that will allow implementing the measure.

After the date of presentation of the consolidated financial statements and before the date of authorization for their publication, there were no other relevant events that imply adjustments to the amount stated.