



 **Innovar**  **+**  **Grupo·epm**
 **Desafíos que transforman vidas** **2021** 
23 al 27 de agosto

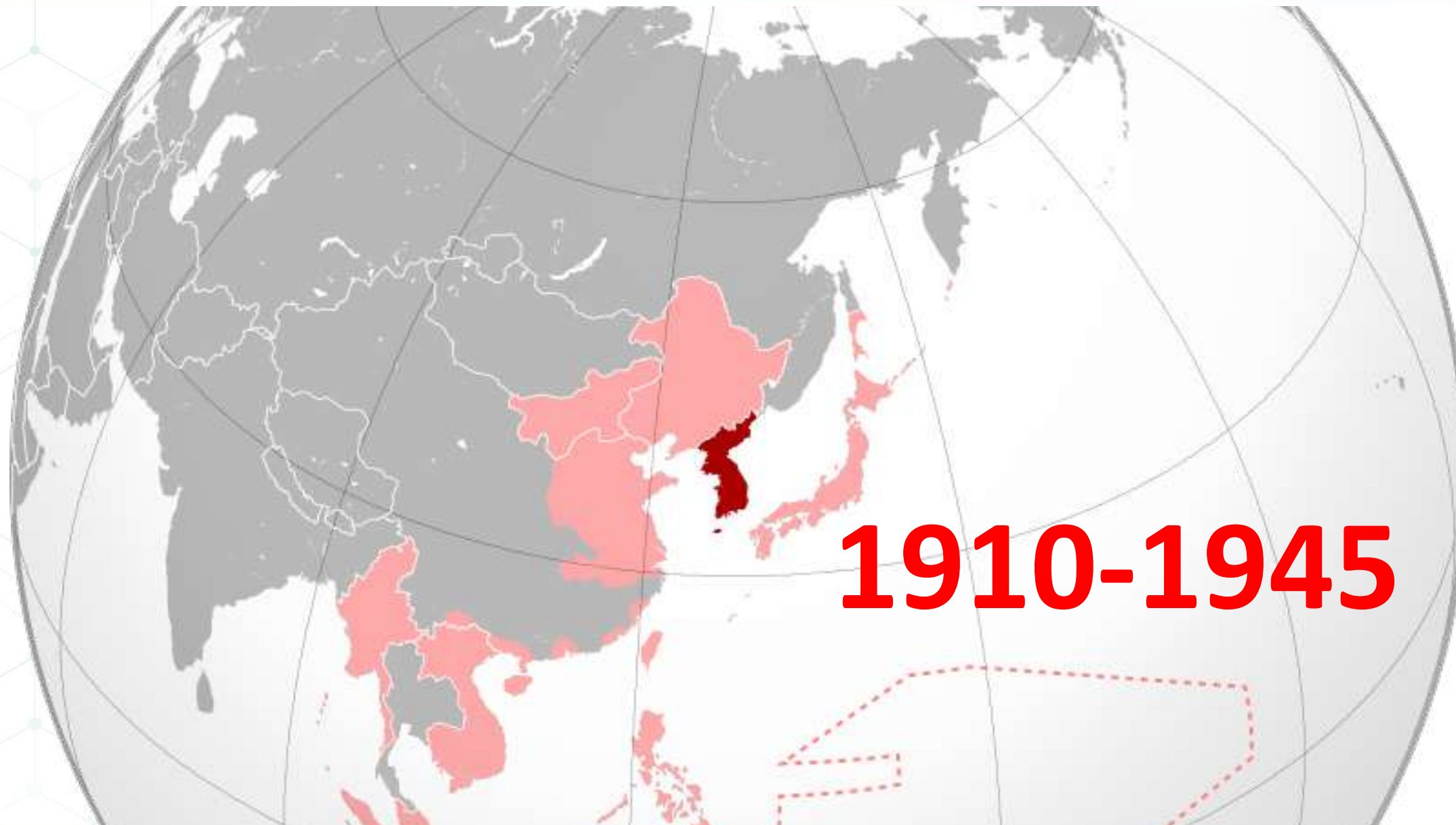
La ciencia y la tecnología como motores económicos: Corea del Sur











1910-1945

Guerra de las
Coreas: 1950-1953

~ 2 Mill. de muertos







Ingresos per cápita eran equiparables al de los países más pobres de África



En la década de los 60's
78% de la población era
analfabeta









nt
Cosmetic

mint
足 マッサージ
全身マッサージ
776-8964
3F 入口

占
カ

道
人

Talent
Cosmetic

SUGAR
STUDIO

가온헤어
SYON

ETUDE
HOUSE

VIPS

vianni

안동점막

니
지

미
나
미
에
스
테
어

Seafood & Pub club

esthetic
02-777-8865

미니미에스테어
02-755-0555
입구 → 4F

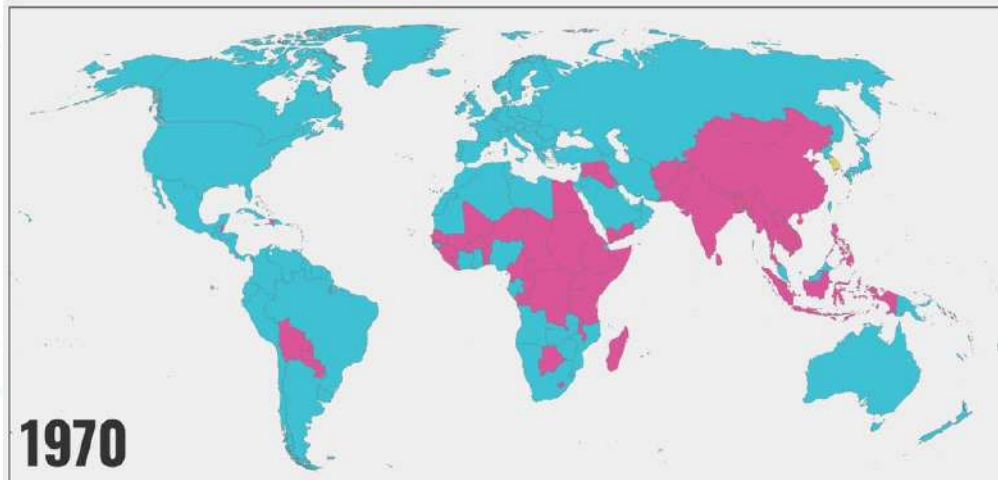
タレント化粧品



South Korea's GDP per capita vs. the rest of the world

Measured in current US dollars

Data source: UN and National Statistics for the Republic of China*



■ Higher GDP per capita than South Korea
 ■ Lower GDP per capita than South Korea
 ■ South Korea



*National Statistics for the Republic of China is only used for Taiwan's data

**Unos datos que nos ayudarán
a encontrar la respuesta**



50 millones de habitantes

11 veces más pequeño que Colombia

7 veces menos agua que Colombia

Corea importa el 99% del gas que consume

Corea no tiene reservas de petróleo

Corea importa el 90% del carbón que consume

Corea tiene 5 veces el PIB de Colombia

Corea tiene 1.2 veces HDI de Colombia

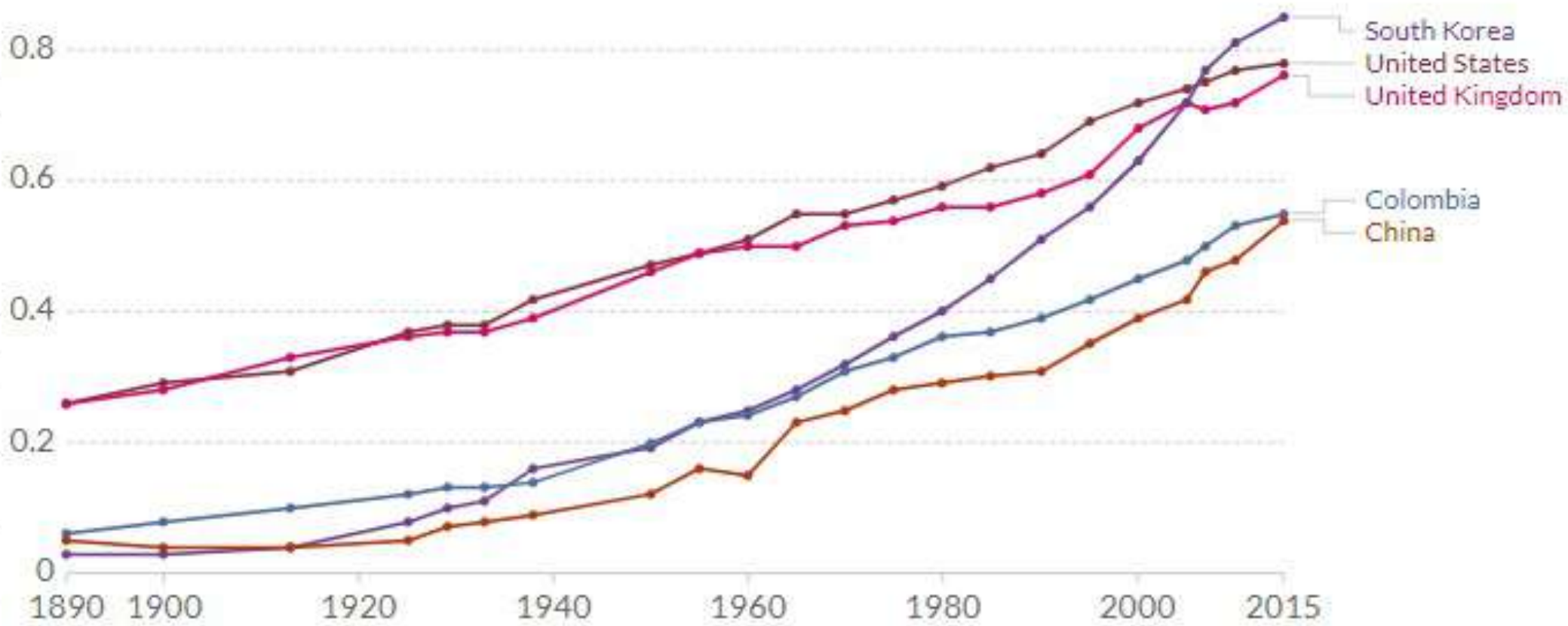
Corea tiene un 67% mejor índice de Gini que Colombia

Historical Index of Human Development, 1890 to 2015

The Historical Index of Human Development (HIHD) is a summary measure of average achievement in three key dimensions of human development: a long and healthy life, being knowledgeable and having a decent standard of living.

Our World in Data

+ Add country



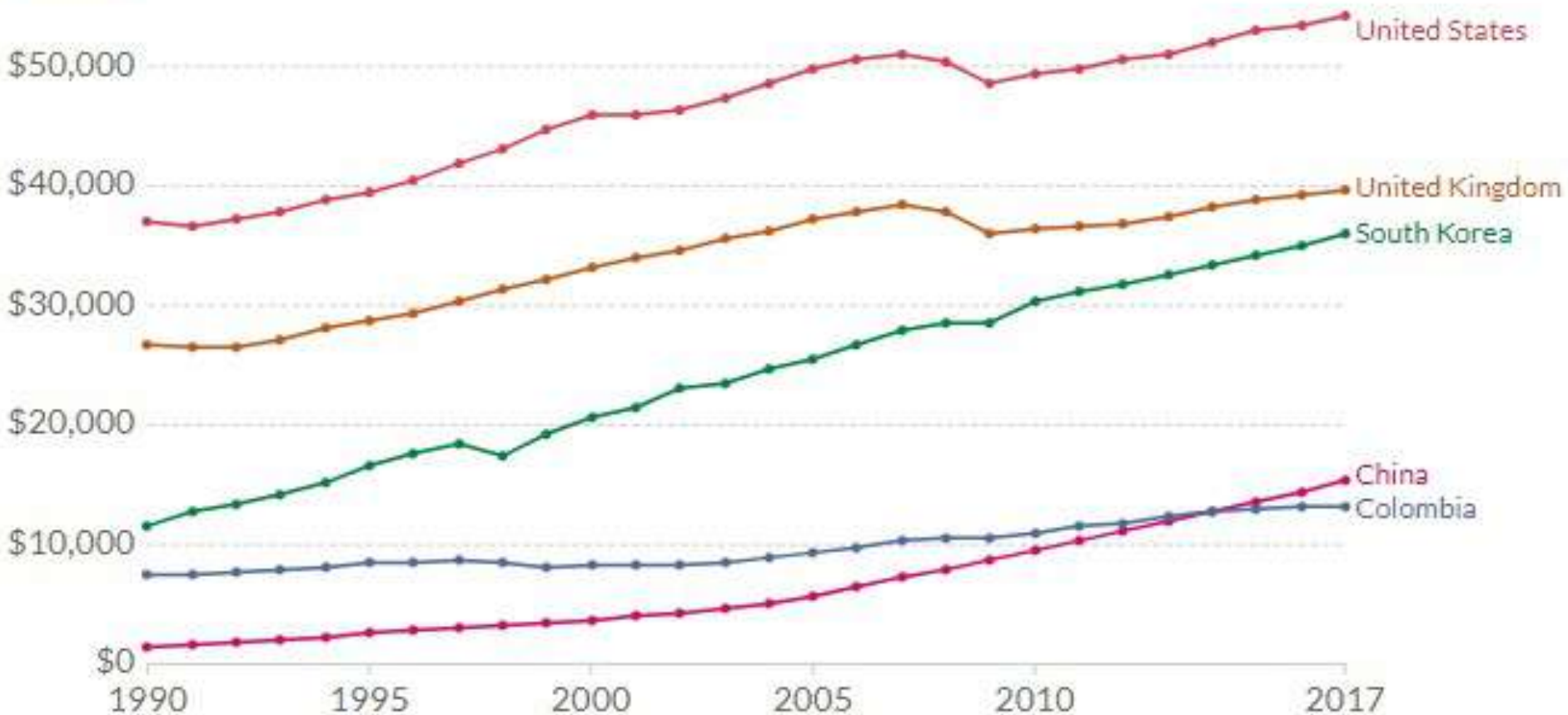
GDP per capita

Measured in constant international-\$.

Our World
in Data

LINEAR
 LOG

 Relative change



60% del PIB:
sector
industrial

PISA 2018 worldwide ranking

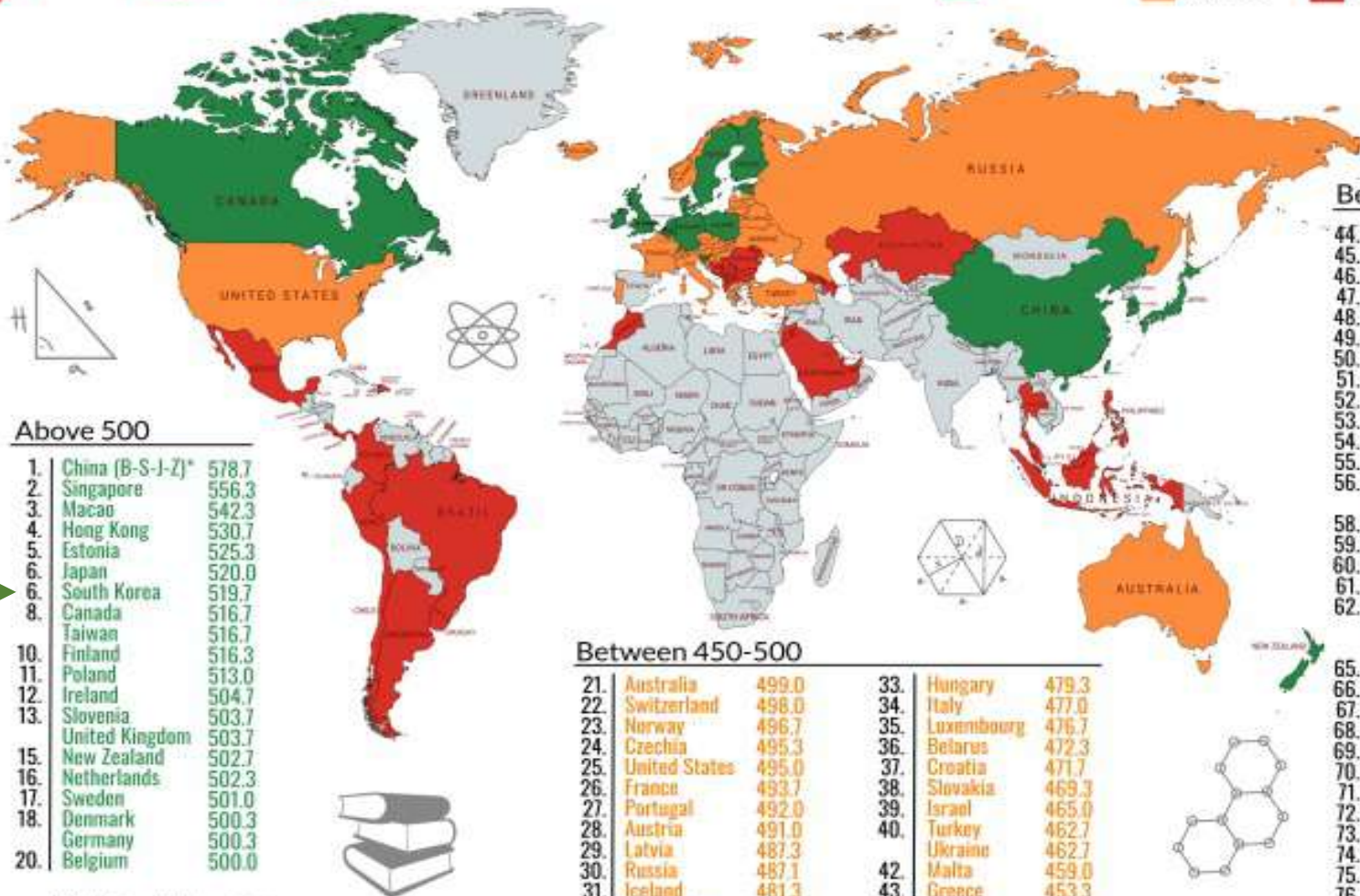
average score of math, science and reading

The Program for International Student Assessment (PISA) is a worldwide study by OECD in 78 nations of 15-year-old students' scholastic performance on mathematics, science and reading.

factsmaps.com

Source: OECD, 2018-2019

■ above 500
 ■ 450-500
 ■ below 450



Above 500

1.	China (B-S-J-Z)*	578.7
2.	Singapore	556.3
3.	Macao	542.3
4.	Hong Kong	530.7
5.	Estonia	525.3
6.	Japan	520.0
6.	South Korea	519.7
8.	Canada	516.7
	Taiwan	516.7
10.	Finland	516.3
11.	Poland	513.0
12.	Ireland	504.7
13.	Slovenia	503.7
	United Kingdom	503.7
15.	New Zealand	502.7
16.	Netherlands	502.3
17.	Sweden	501.0
18.	Denmark	500.3
	Germany	500.3
20.	Belgium	500.0

Between 450-500

21.	Australia	499.0
22.	Switzerland	498.0
23.	Norway	496.7
24.	Czechia	495.3
25.	United States	495.0
26.	France	493.7
27.	Portugal	492.0
28.	Austria	491.0
29.	Latvia	487.3
30.	Russia	487.1
31.	Iceland	481.3
32.	Lithuania	479.7
33.	Hungary	479.3
34.	Italy	477.0
35.	Luxembourg	476.7
36.	Belarus	472.3
37.	Croatia	471.7
38.	Slovakia	469.3
39.	Israel	465.0
40.	Turkey	462.7
	Ukraine	462.7
42.	Russia	459.0
43.	Greece	453.3

Below 450

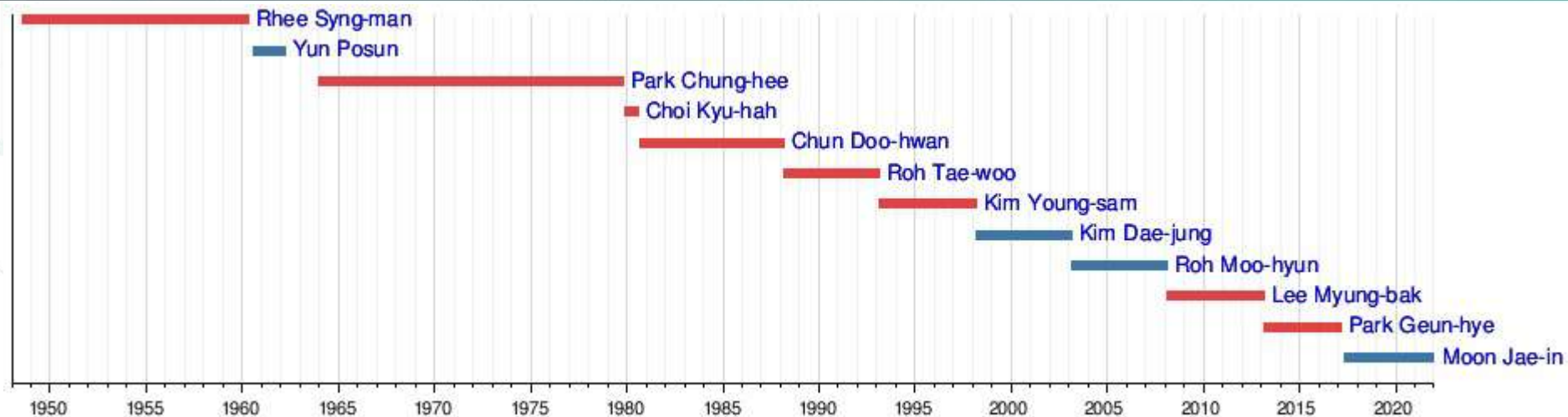
44.	Serbia	442.3
45.	Cyprus	438.0
46.	Chile	437.7
47.	Un. Arab Emirates	433.7
48.	Malaysia	431.0
49.	Romania	428.0
50.	Bulgaria	426.7
51.	Moldova	424.3
52.	Uruguay	423.7
53.	Brunei	423.0
54.	Montenegro	422.0
55.	Albania	419.7
56.	Jordan	416.0
	Mexico	416.0
58.	Costa Rica	414.7
59.	Qatar	413.3
60.	Thailand	412.7
61.	Colombia	405.3
62.	Kazakhstan	402.3
	Azerbaijan	402.3
	Bosnia and Herz.	402.3
65.	Peru	401.7
66.	Brazil	400.3
67.	North Macedonia	400.0
68.	Argentina	395.0
69.	Georgia	387.0
70.	Saudi Arabia	386.0
71.	Indonesia	382.0
72.	Lebanon	376.7
73.	Morocco	368.0
74.	Panama	365.0
75.	Kosovo	361.3
76.	Philippines	350.0
77.	Dominican Rep.	334.3

Corea:

- ✓ 3er país con más patentes del mundo
- ✓ 0.1% de los coreanos son analfabetos



* Beijing, Shanghai, Jiangsu, Zhejiang

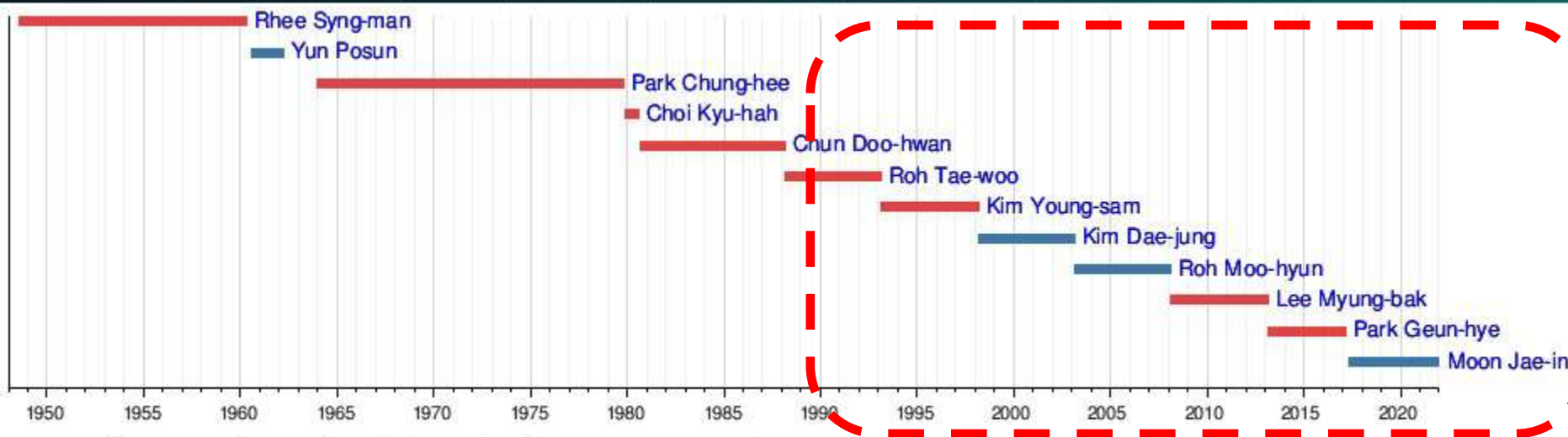


SAMSUNG

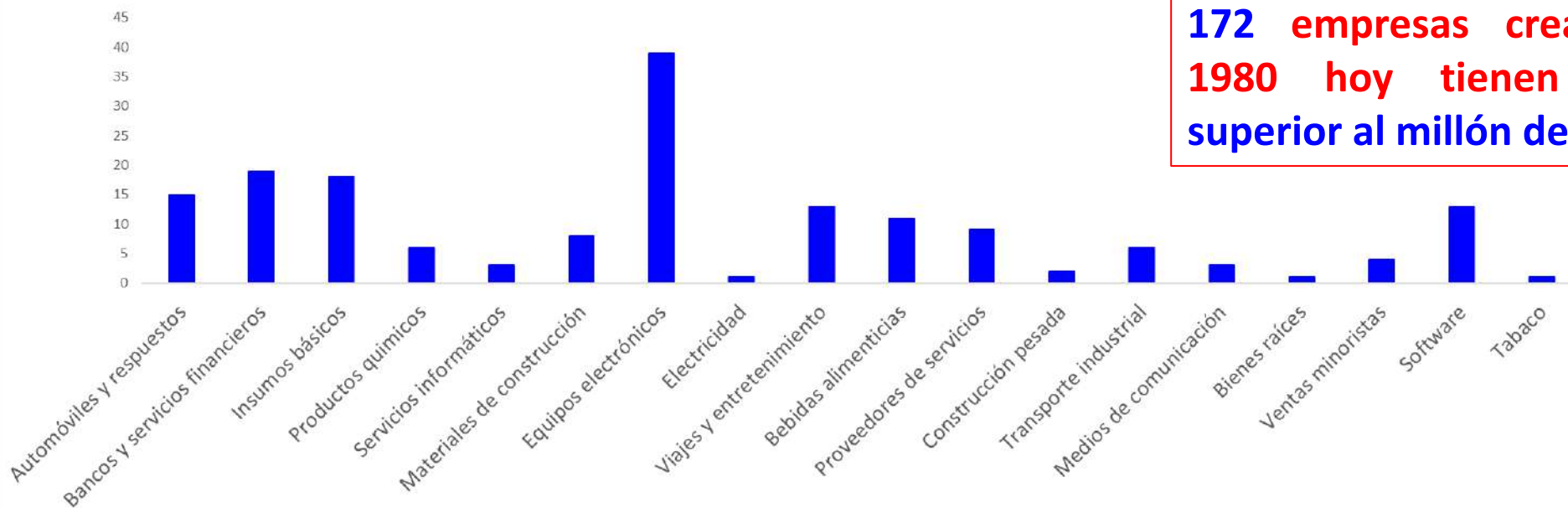


POSCO






Nuevas industrias Coreanas (Capital >1Mill. USD)



172 empresas creadas desde **1980** hoy tienen un valor superior al millón de dólares



WINDOW TO THE FUTURE



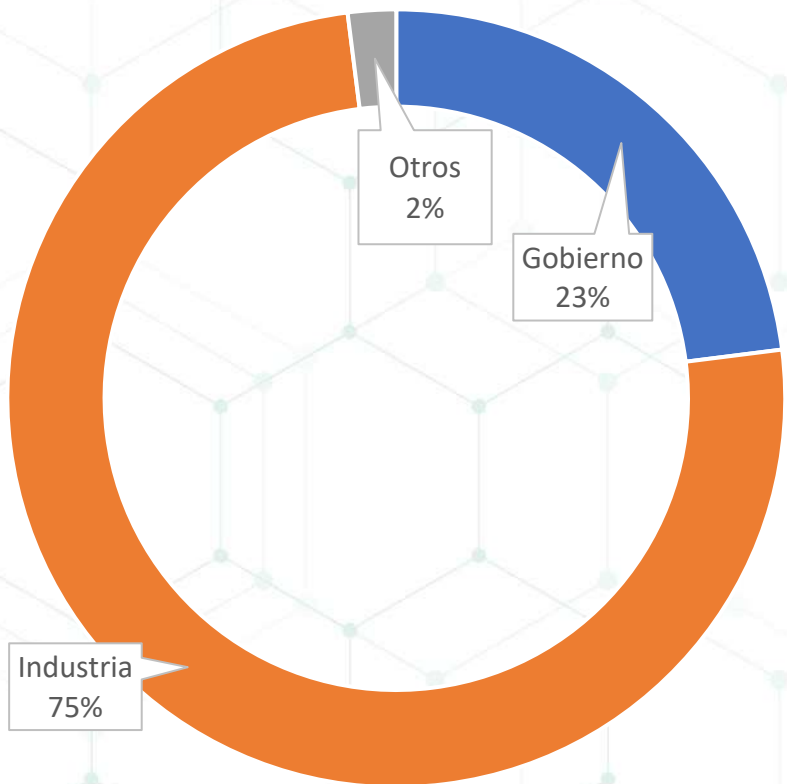
DIGITAL PRIDE.



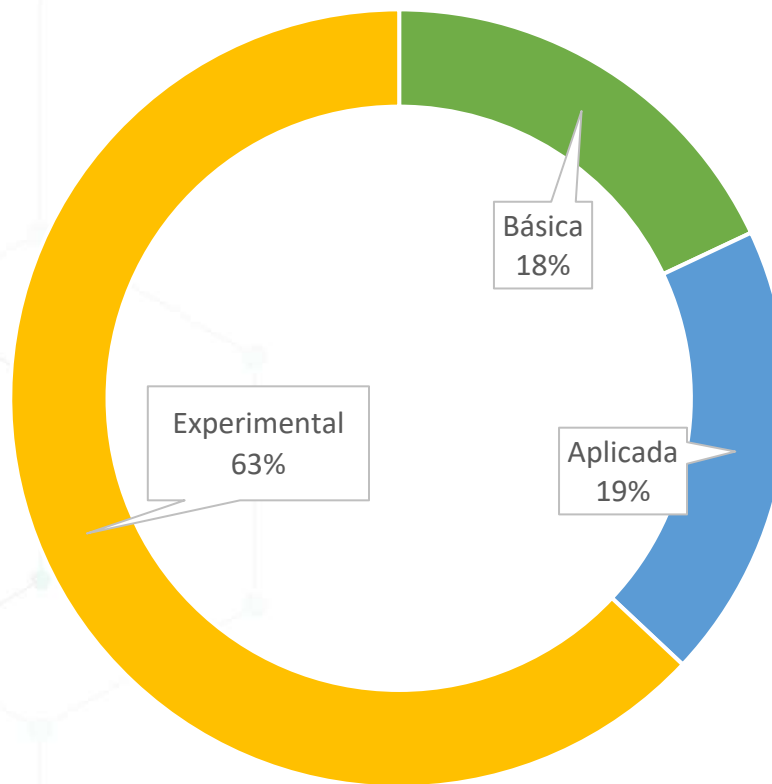
GRAVITY



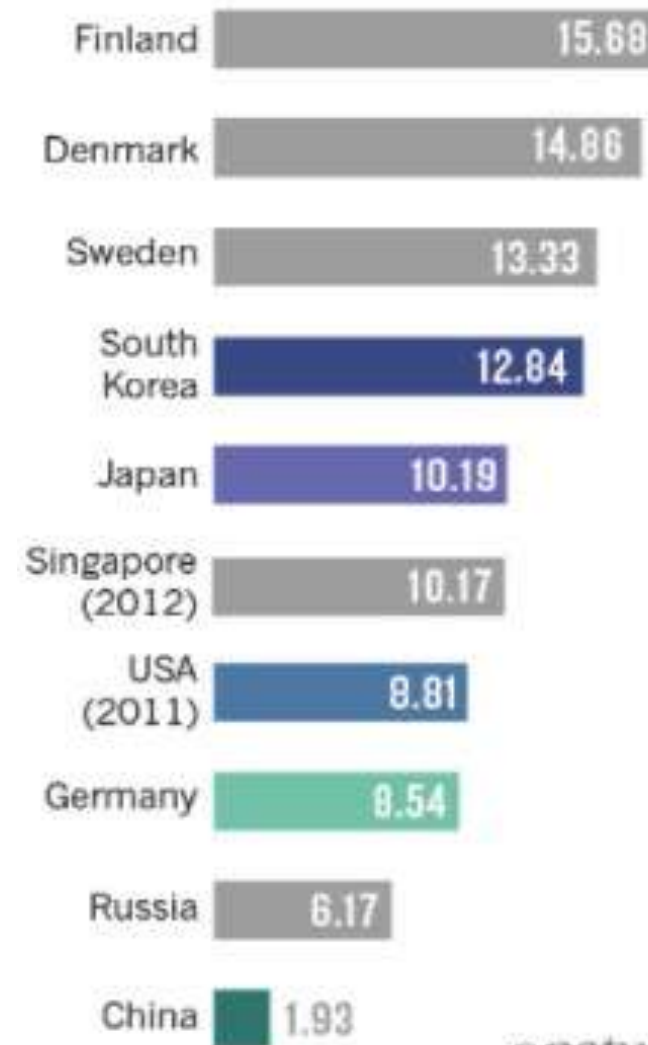
Inversión en I+D+i

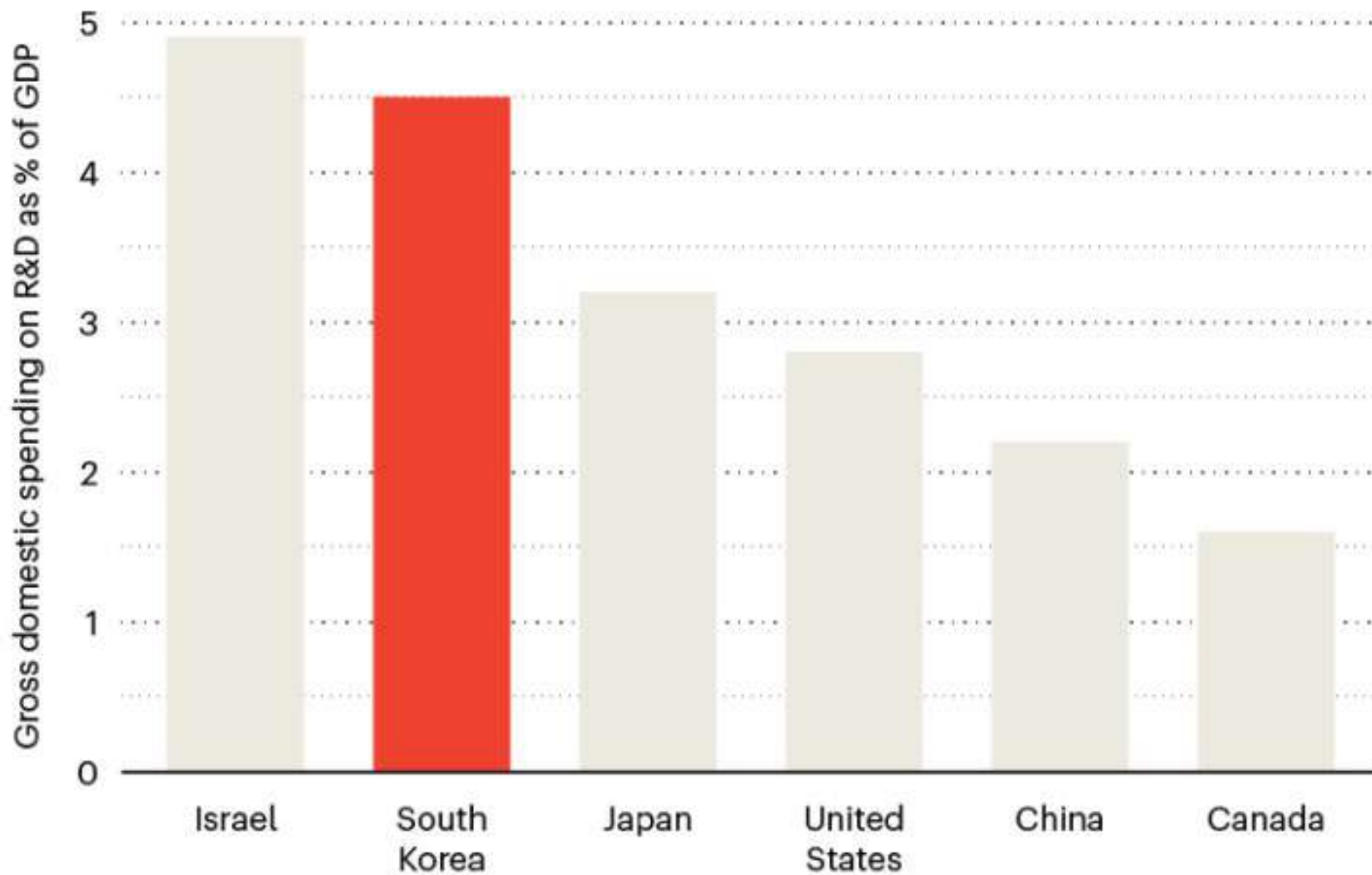


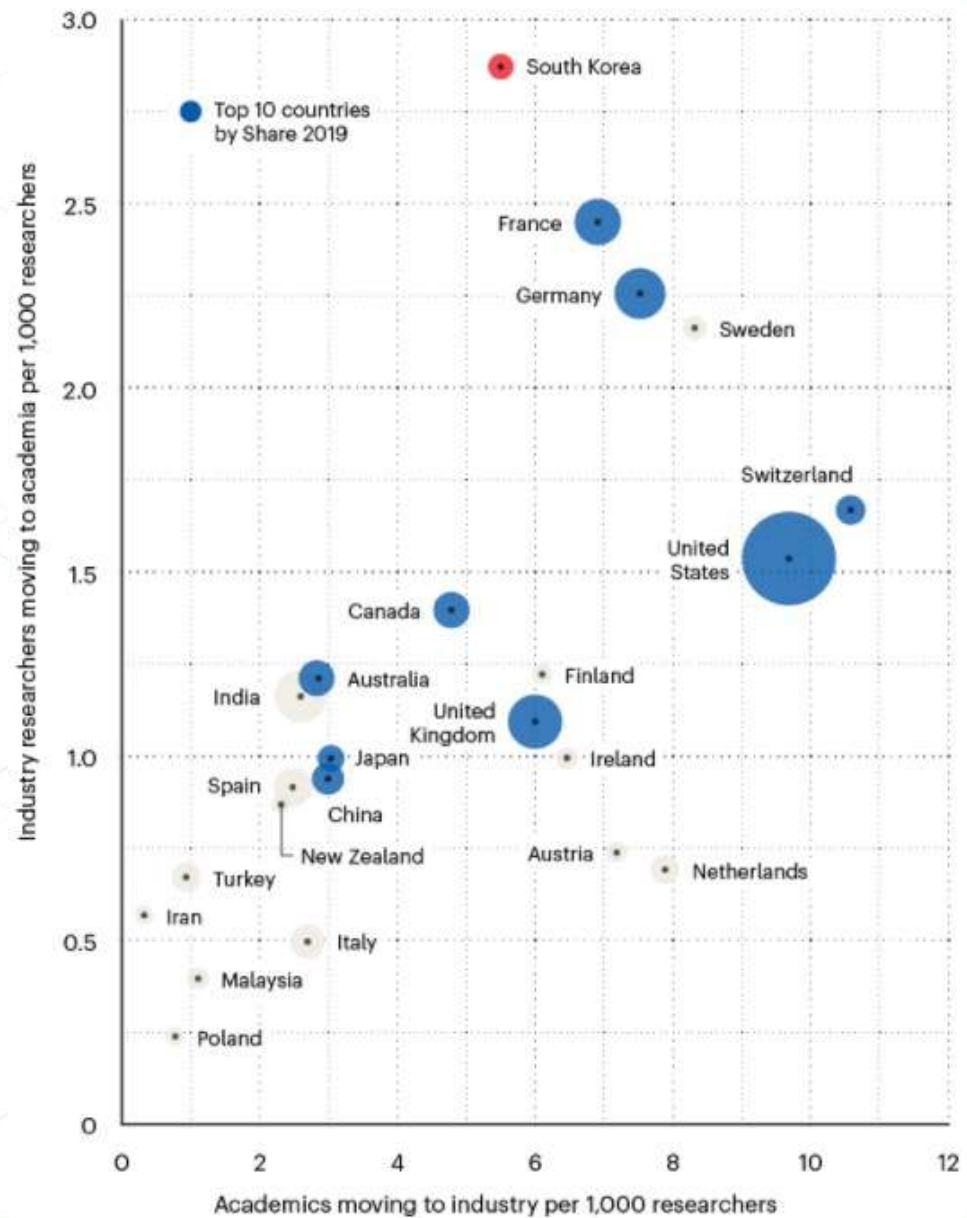
Tipo de investigación



Researchers per thousand people in employment, 2013









Universidad



Empresas



Estado







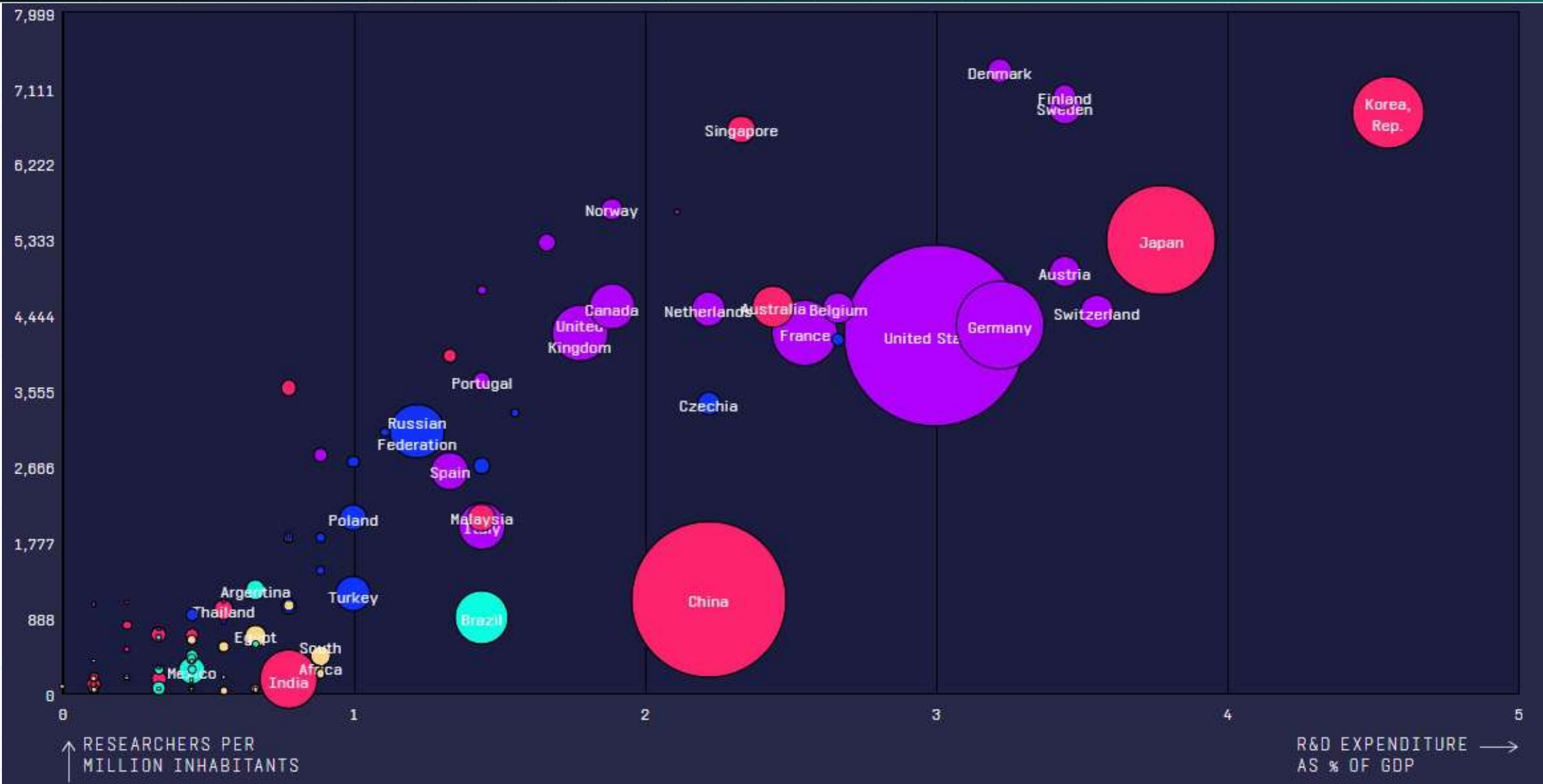
Industrial local de
tecnologías maduras



Educación = Familia + Disciplina +
Cooperación + Respeto
+ Orgullo

Repensar integralmente la
educación

Industrial local de
tecnologías maduras



Promoción de la investigación
e innovación pública y privada

Repensar integralmente la
educación

Industrial local de
tecnologías maduras

Mejor Calidad de vida

Promoción de la investigación
e innovación pública y privada

Repensar integralmente la
educación

Industrial local de
tecnologías maduras

가시합니다!

**Innovar+**
Desafíos que transforman vidas 2021
23 al 27 de agosto

Grupo.epm